

US00D502445S

(12) **United States Design Patent**
Brown et al.

(10) **Patent No.: US D502,445 S**
(45) **Date of Patent: ** Mar. 1, 2005**

- (54) **TIRE TREAD**
- (75) Inventors: **Robert Brown**, Tamworth (GB); **Alan Nicholls**, Sutton Coldfield (GB)
- (73) Assignee: **The Goodyear Tire & Rubber Company**, Akron, OH (US)
- (**) Term: **14 Years**
- (21) Appl. No.: **29/201,909**
- (22) Filed: **Mar. 23, 2004**

2,104,532 A	1/1938	Sommer	152/14
2,403,812 A	7/1946	MacCallum	152/209
3,000,421 A	9/1961	Hack et al.	152/209
3,495,644 A	2/1970	Wittneben	152/209
3,736,971 A	6/1973	Paul et al.	152/353
4,606,389 A	8/1986	Haas	152/209
6,276,415 B1	8/2001	Nakamura	152/209
D449,570 S	10/2001	Lo	D12/146
D469,397 S	1/2003	Board	D12/534
D469,735 S	2/2003	Board	D12/534
D470,099 S	2/2003	Board	12/556

* cited by examiner

Primary Examiner—Robert M. Spear
(74) *Attorney, Agent, or Firm*—Richard B. O’Planick

Related U.S. Application Data

- (62) Division of application No. 29/192,826, filed on Oct. 30, 2003, now Pat. No. Des. 491,132.

(30) **Foreign Application Priority Data**

Jul. 1, 2003	(GB)	3013421
Jul. 1, 2003	(GB)	3013422
Jul. 3, 2003	(GB)	3013460

- (51) **LOC (7) Cl.** **12-15**
- (52) **U.S. Cl.** **D12/591**
- (58) **Field of Search** D12/506-7, 512, D12/535-6, 544, 547, 570-1, 579, 582, 591-2, 598, 900, 901; 152/209.1, 209.11-209.12, 209.19, 209.22, 209.28

(56) **References Cited**

U.S. PATENT DOCUMENTS

D26,115 S	9/1896	Seiberling	
582,511 A	* 5/1897	Williams 152/209.28
D87,418 S	7/1932	Smith	
D87,419 S	7/1932	Smith	
D90,921 S	10/1933	Lyon	

(57) **CLAIM**

The ornamental Design for a tire tread, as shown and described.

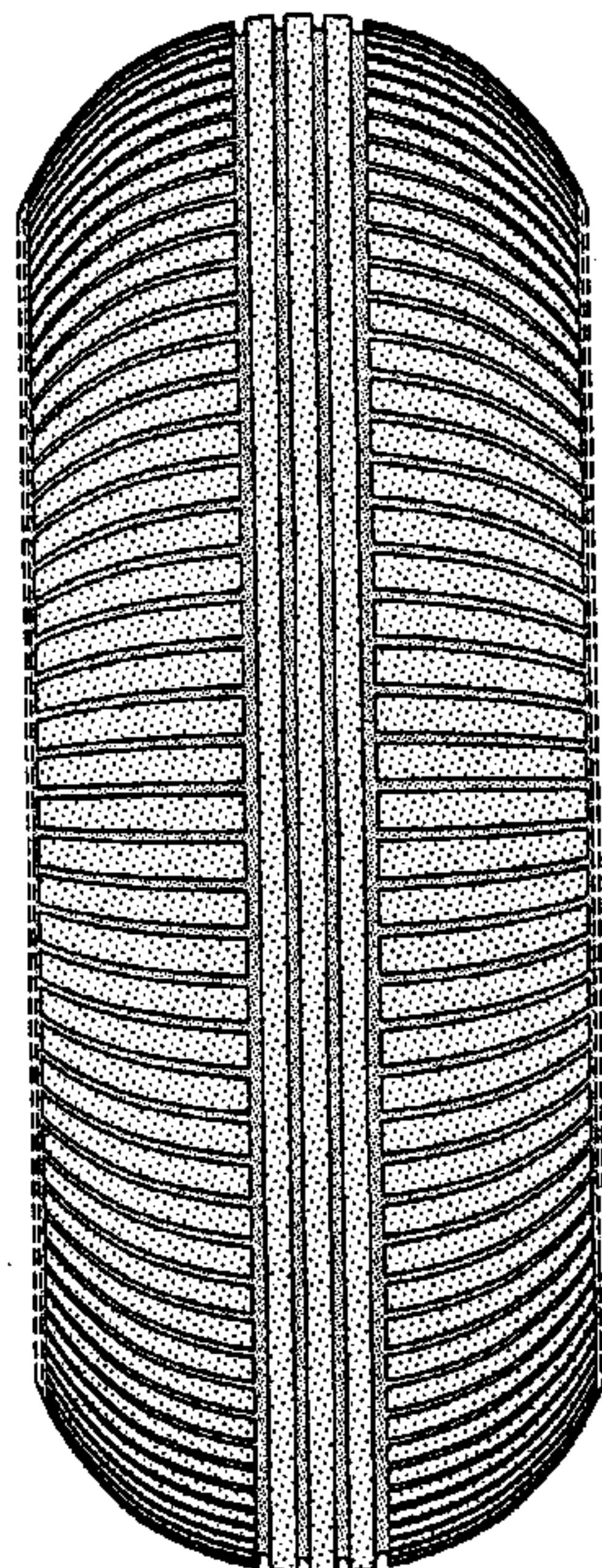
DESCRIPTION

FIG. 1 is a perspective view of a tire tread showing our new design, it being understood that the pattern repeats uniformly throughout the circumference of the tread; FIG. 2 is a front elevational view thereof; FIG. 3 is a right side elevational view thereof; the other side being identical thereto; and, FIG. 4 is an enlarged fragmentary front elevational view thereof.

In the drawings, the broken lines defining the sidewall, inner bead and the peripheral boundary between the tire tread and the sidewall are for illustrative purposes only and form no part of the claimed design.

The dark stippled surface shading represents the recessed portion of the tread grooves having a depth as best shown in FIG. 2.

1 Claim, 4 Drawing Sheets



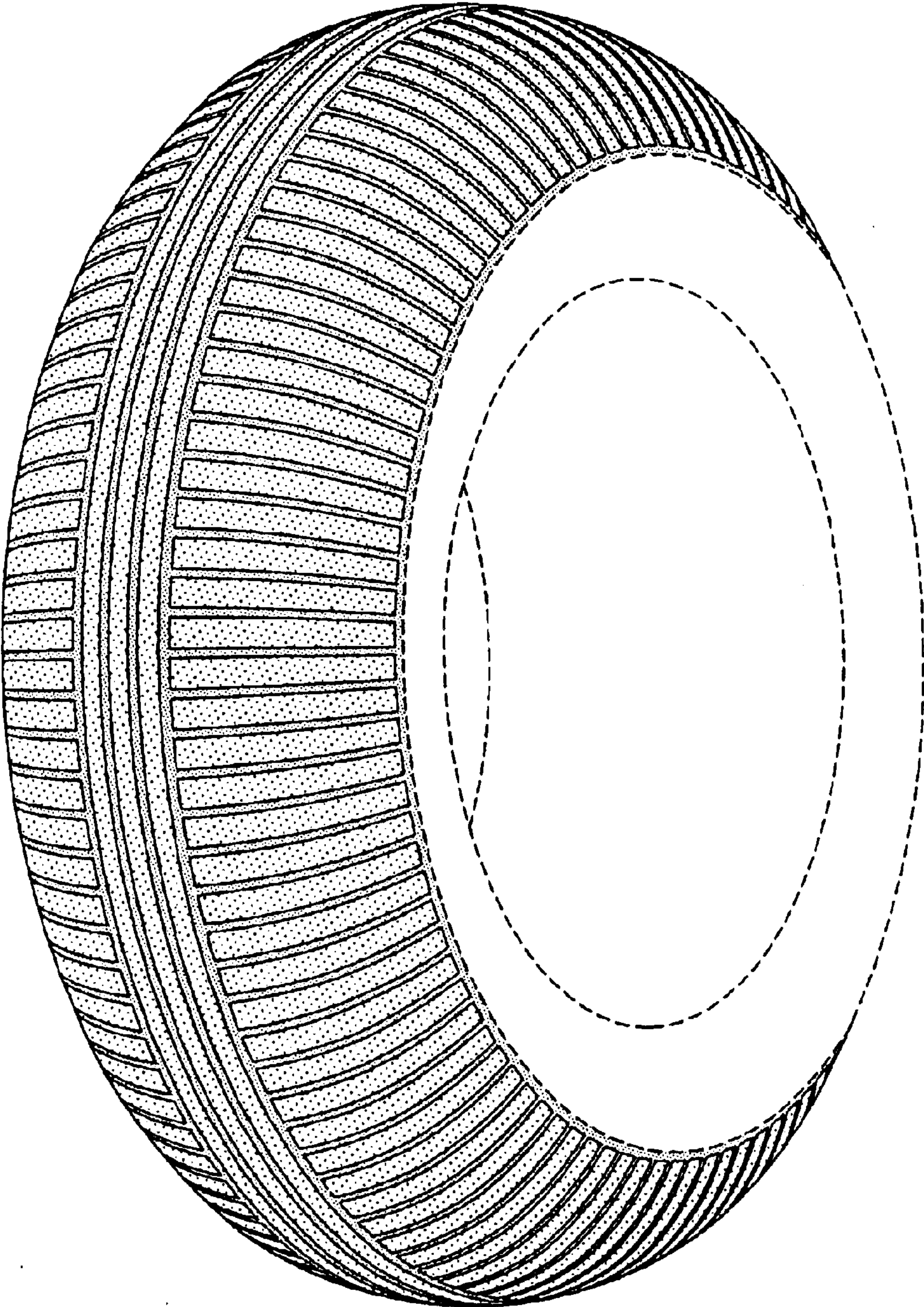


FIG-1

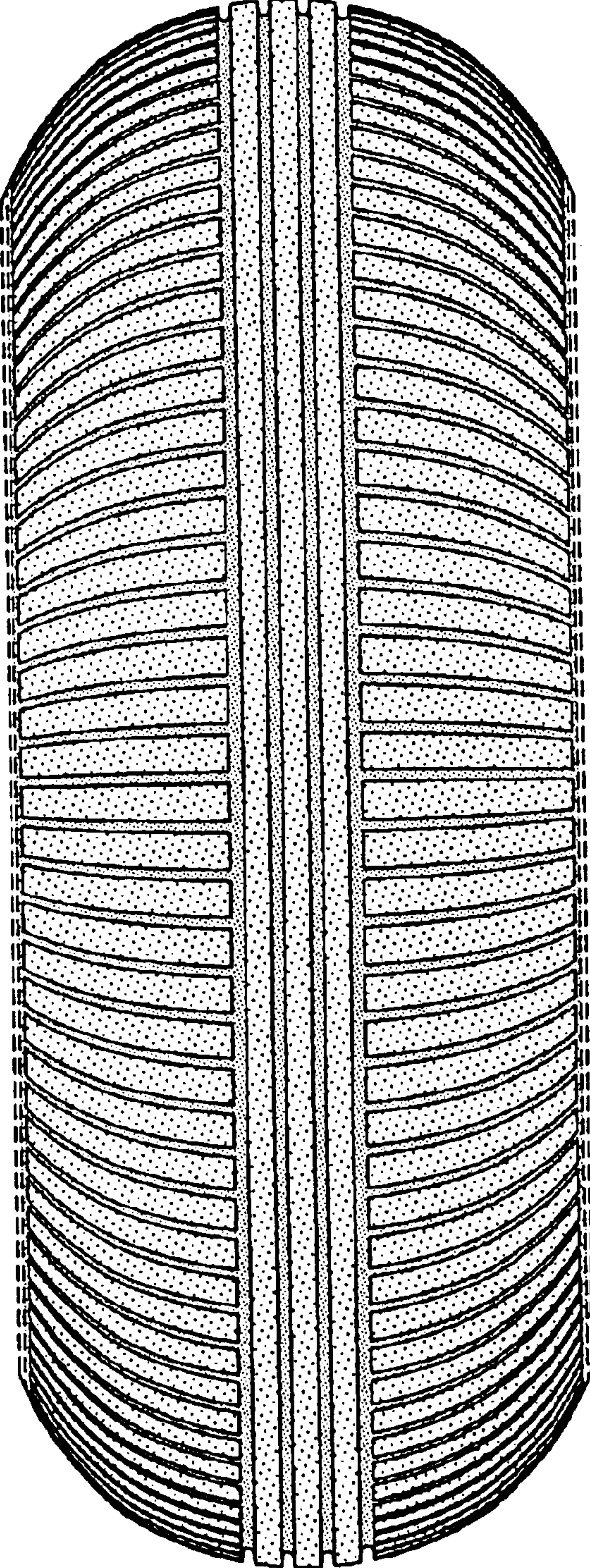


FIG-2

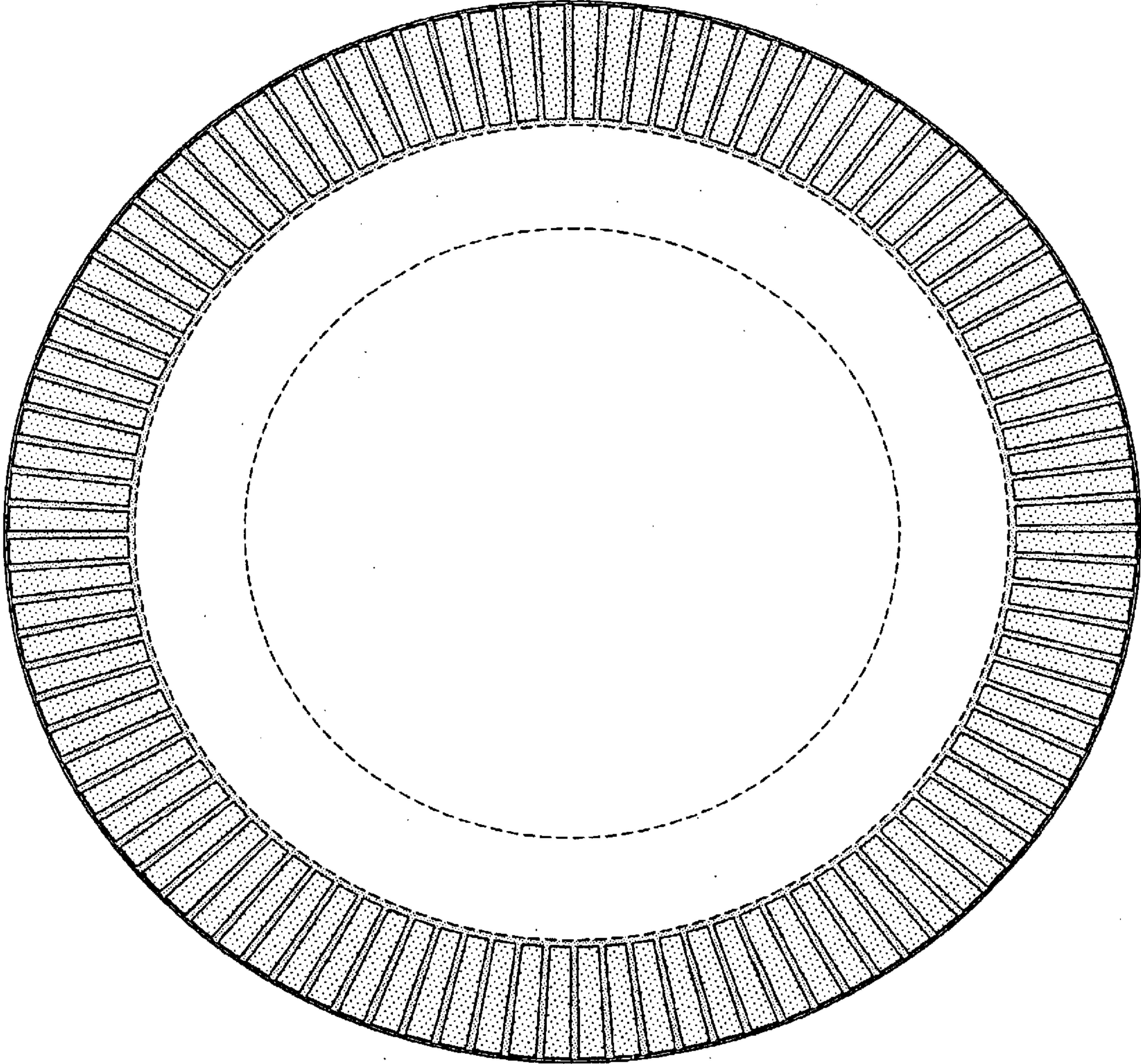


FIG-3

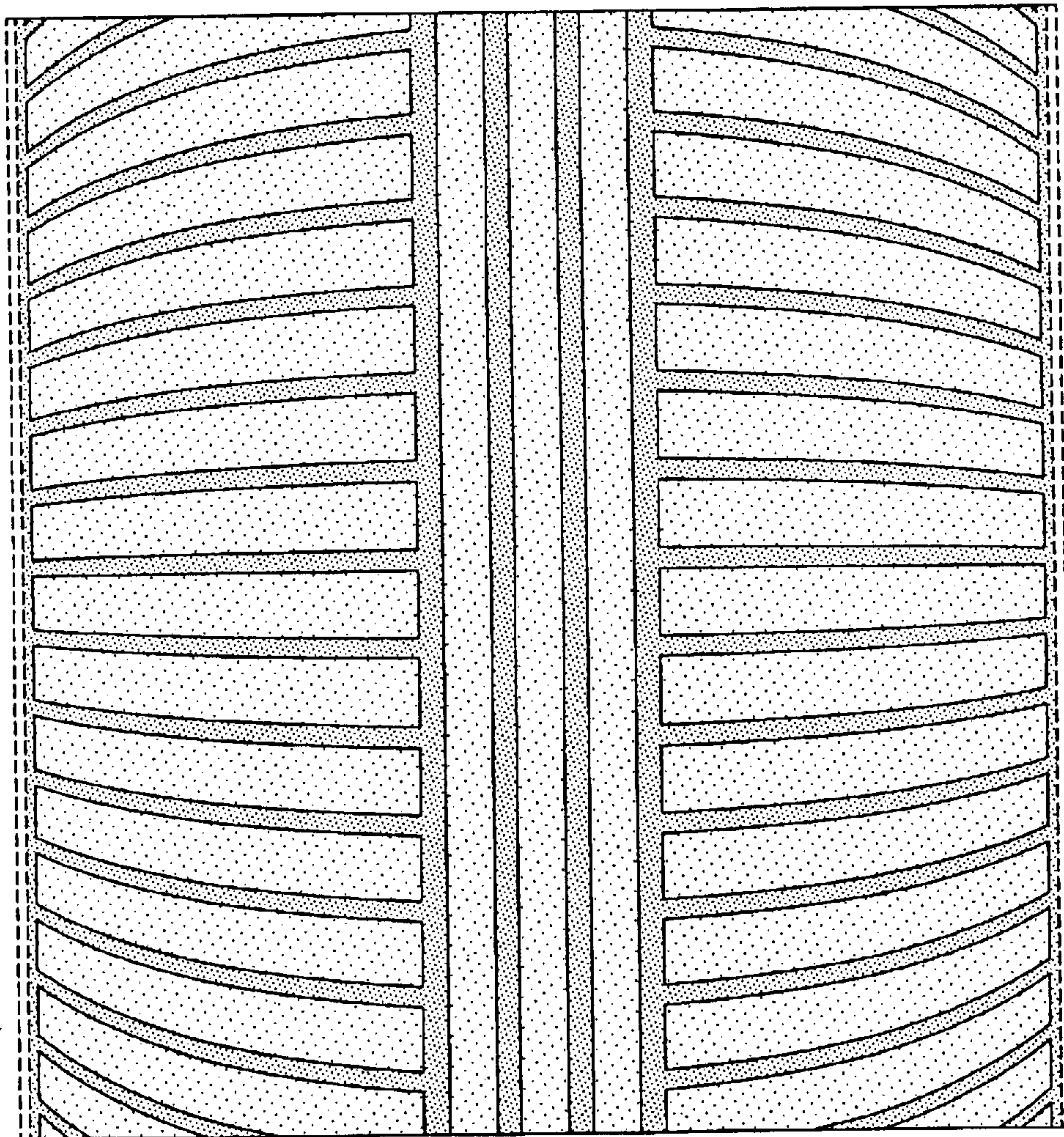


FIG-4