

US00D502437S

(12) **United States Design Patent**
Kushartanto

(10) **Patent No.:** **US D502,437 S**
(45) **Date of Patent:** **** Mar. 1, 2005**

- (54) **VEHICLE WHEEL**
- (75) Inventor: **A. Kushartanto**, Surabaya (ID)
- (73) Assignee: **PT Prima Alloy Steel Universal**,
Sidoarjo (ID)
- (**) Term: **14 Years**
- (21) Appl. No.: **29/204,319**
- (22) Filed: **Apr. 27, 2004**
- (51) **LOC (7) Cl.** **12-16**
- (52) **U.S. Cl.** **D12/209**
- (58) **Field of Search** D12/204-213;
301/37.101, 64.101, 65

- D466,065 S * 11/2002 Lee D12/209
- D478,540 S * 8/2003 Sulahian D12/209
- D487,882 S * 3/2004 Cahyono D12/209
- D492,234 S * 6/2004 Kataoka D12/209

* cited by examiner

Primary Examiner—Stacia Cadmus
(74) *Attorney, Agent, or Firm*—Fulwider Patton Lee & Utecht, LLP

(57) **CLAIM**

The ornamental design for the “vehicle wheel,” as shown and described.

DESCRIPTION


FIG. 1 is a perspective view of the vehicle wheel showing my new design;
FIG. 2 is a front elevational view thereof; and,
FIG. 3 is a cross-sectional view taken along the lines of 3—3 of FIG. 2.

The broken line showing of environment is for illustrative purposes only and forms no part of the claimed design.

1 Claim, 3 Drawing Sheets

(56) **References Cited**
U.S. PATENT DOCUMENTS

- D397,077 S * 8/1998 Cullen D12/209
- D409,967 S * 5/1999 Chung D12/209
- D453,722 S * 2/2002 Fitzgerald D12/209
- D457,847 S * 5/2002 Neeper D12/209
- D463,348 S * 9/2002 Kataoka D12/209



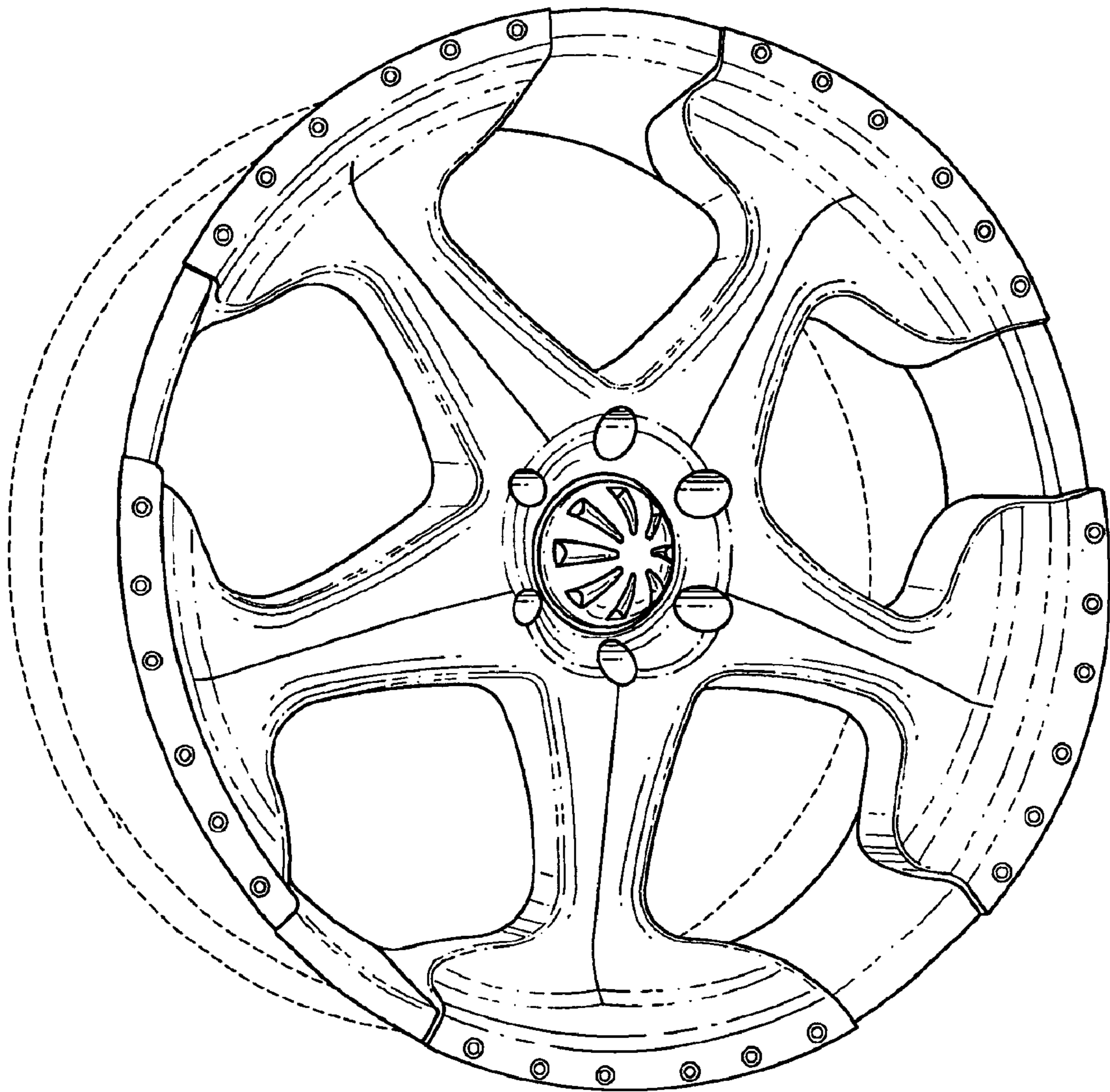


FIG. 1




FIG. 2

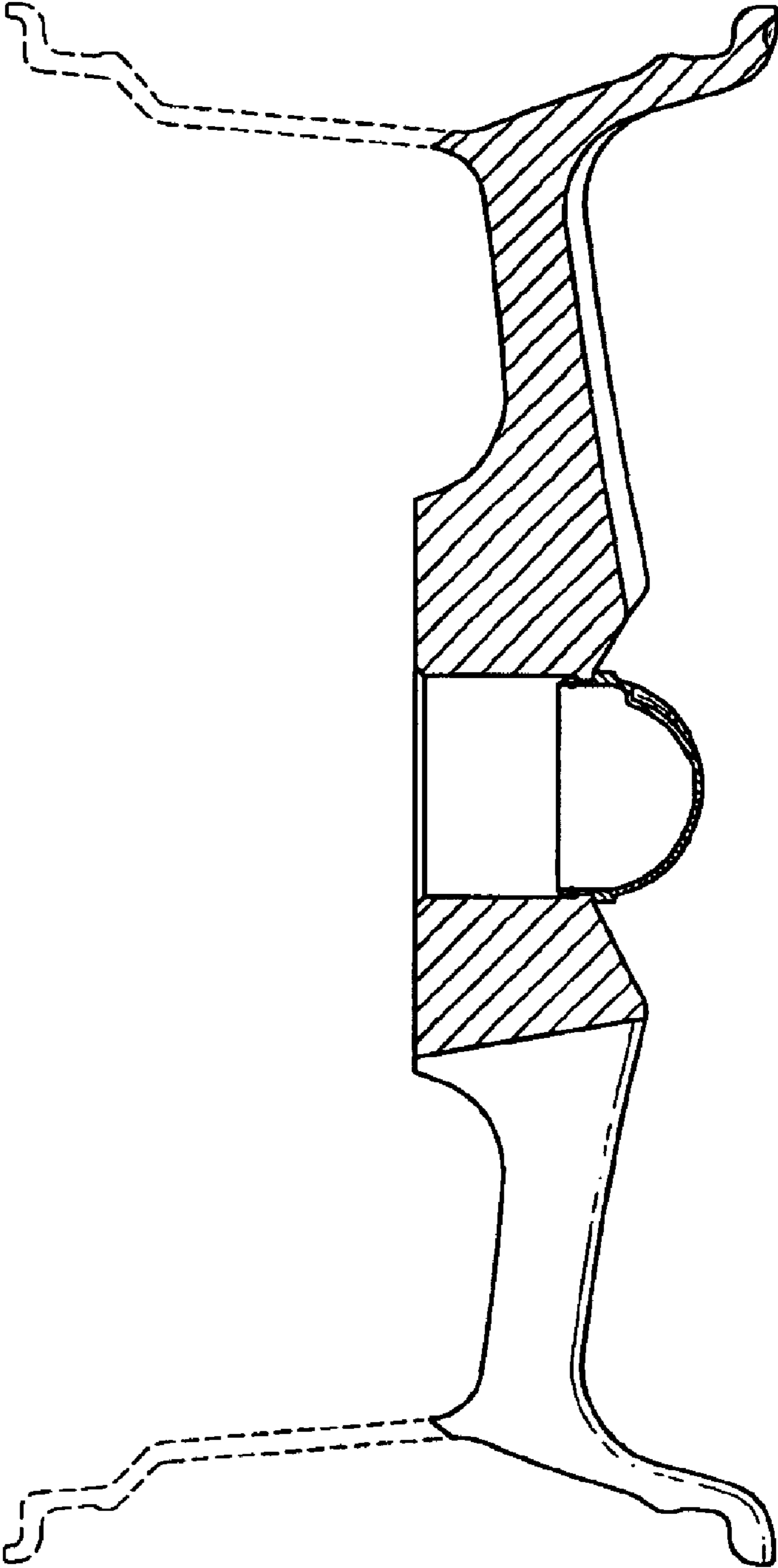


FIG. 3