

US00D502428S

(12) **United States Design Patent**
Kawamura et al.

(10) **Patent No.:** **US D502,428 S**
(45) **Date of Patent:** **** Mar. 1, 2005**

(54) **COVER MEMBER FOR SLIDE FASTENERS**

(75) Inventors: **Ryoji Kawamura**, Taipei (TW);
Yasutaka Nishida, Tokyo (JP)

(73) Assignee: **YKK Corporation**, Tokyo (JP)

(**) Term: **14 Years**

(21) Appl. No.: **29/194,179**

(22) Filed: **Nov. 19, 2003**

(30) **Foreign Application Priority Data**

Oct. 8, 2003 (JP) 2003-029574

(51) **LOC (7) Cl.** **02-07**

(52) **U.S. Cl.** **D11/221**

(58) **Field of Search** D11/200, 201,
D11/221; 24/415-417, 419, 421, 427-431,
381-382, 385, 387, 433, 388, 413, 432,
436, 434; 384/64

(56) **References Cited**

U.S. PATENT DOCUMENTS

3,895,418 A *	7/1975	Ebata	24/435
4,524,493 A *	6/1985	Inamura	24/389
4,780,937 A *	11/1988	Kusayama	24/389
4,817,252 A *	4/1989	Kusayama	24/389
5,681,115 A *	10/1997	Diederich et al.	383/64
D478,024 S *	8/2003	Nordstrom	D11/221

OTHER PUBLICATIONS

YKK Corporation, Plastic Hardware Catalogue Standard Products, May, 2003, p. 24.

* cited by examiner

Primary Examiner—Ralf Seifert
(74) *Attorney, Agent, or Firm*—Michael S. Leonard;
Everest Intellectual Property Law Group

(57) **CLAIM**

The ornamental design for a cover member for slide fasteners, as shown and described.

DESCRIPTION

FIG. 1 is a front elevational view of a cover member for slide fasteners of the claimed design;

FIG. 2 is a back elevational view of the cover member for slide fasteners of FIG. 1;

FIG. 3 is a top view of the cover member for slide fastener of FIG. 1;

FIG. 4 is a bottom view of the cover member for slide fastener of FIG. 1;

FIG. 5 is a right-side view of the cover member for slide fastener of FIG. 1;

FIG. 6 is a cross-sectional view taken on line 6—6 of FIG. 1;

FIG. 7 is a perspective view of the cover member for slide fasteners of FIG. 1; and,

FIG. 8 is an explanatory view showing the cover member of slide fasteners of FIG. 1 in use.

The broken line showing of a zipper pull-tab, zipper and surrounding fabric in FIG. 8 is for illustrative purposes only and forms no part of the claimed design.

1 Claim, 3 Drawing Sheets

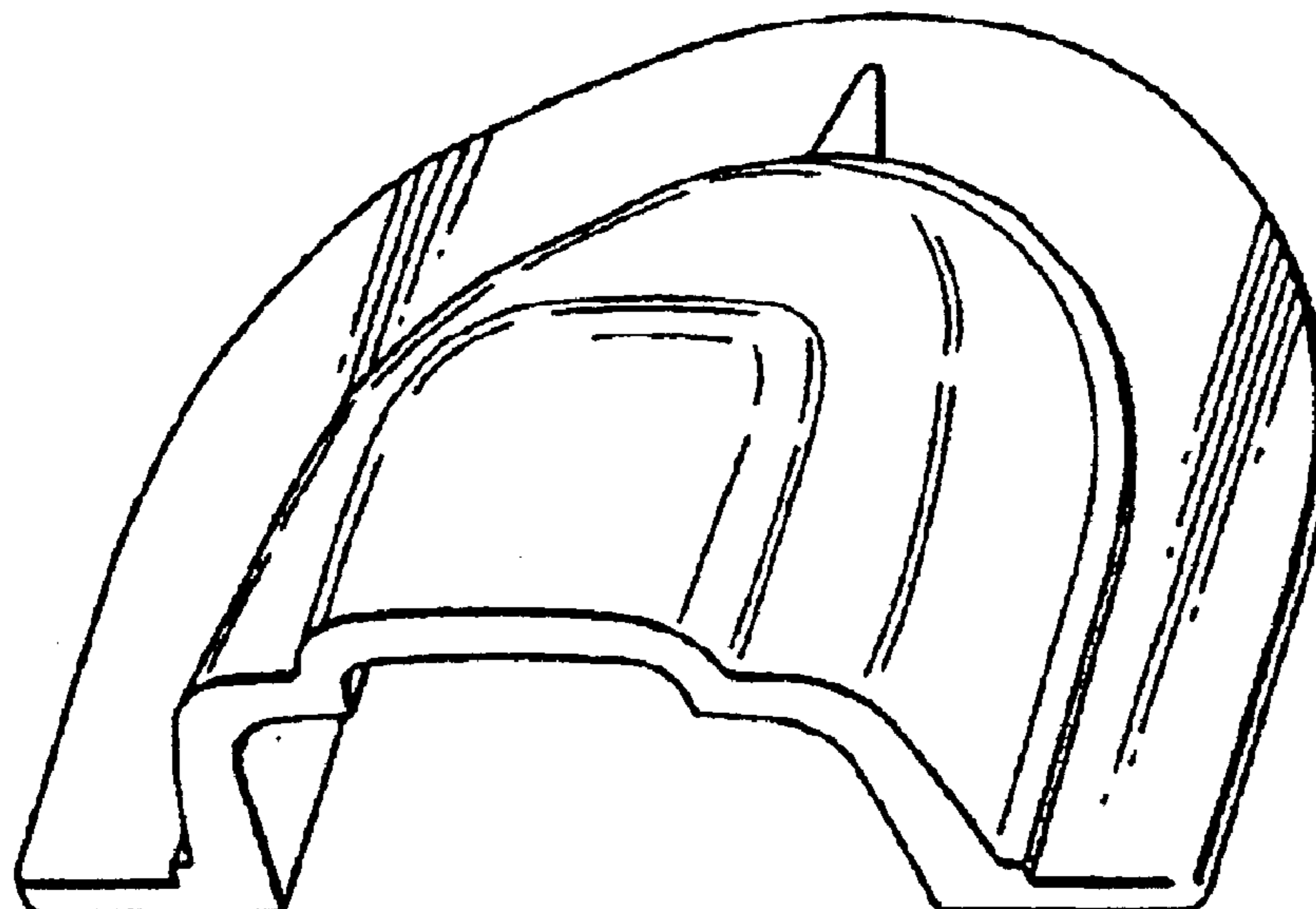


FIG. 1

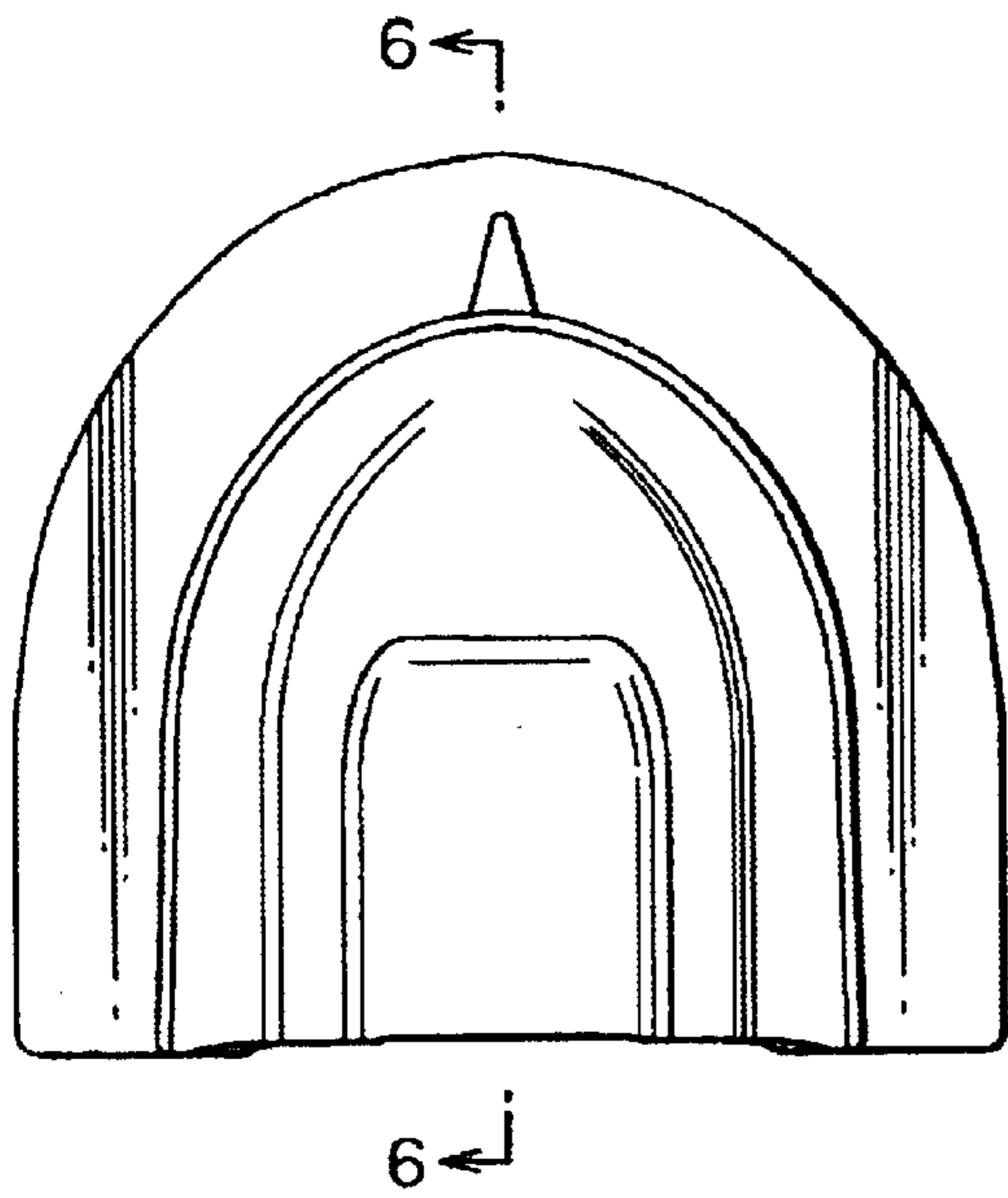


FIG. 2




FIG. 3

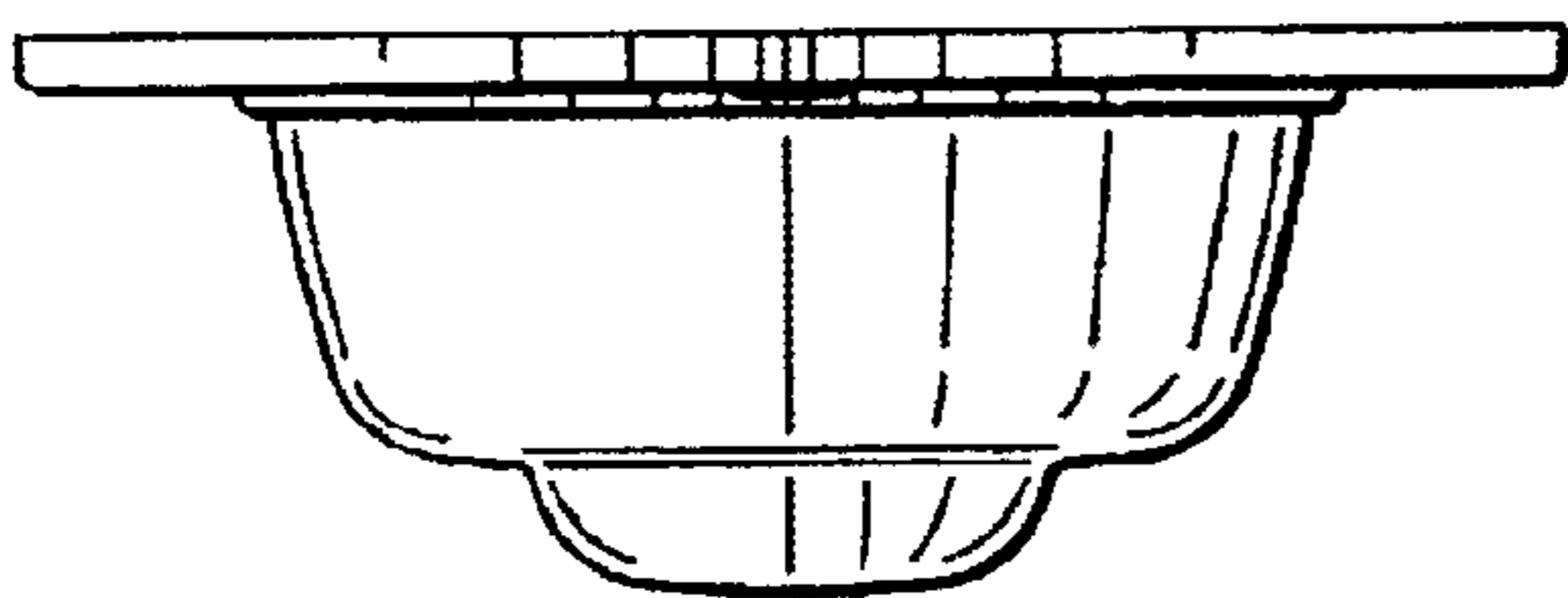


FIG. 4




FIG. 5


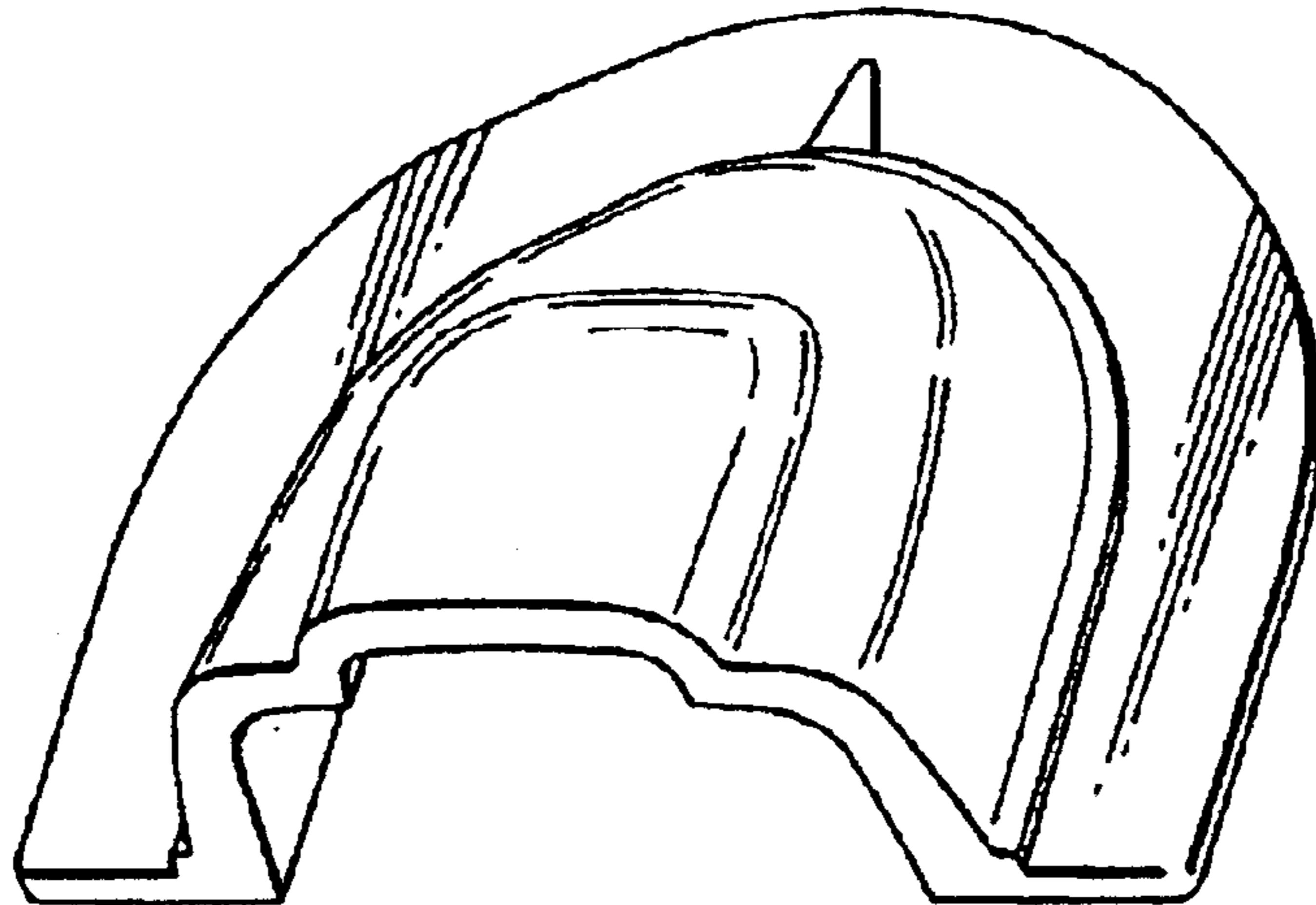


FIG. 6



FIG. 7



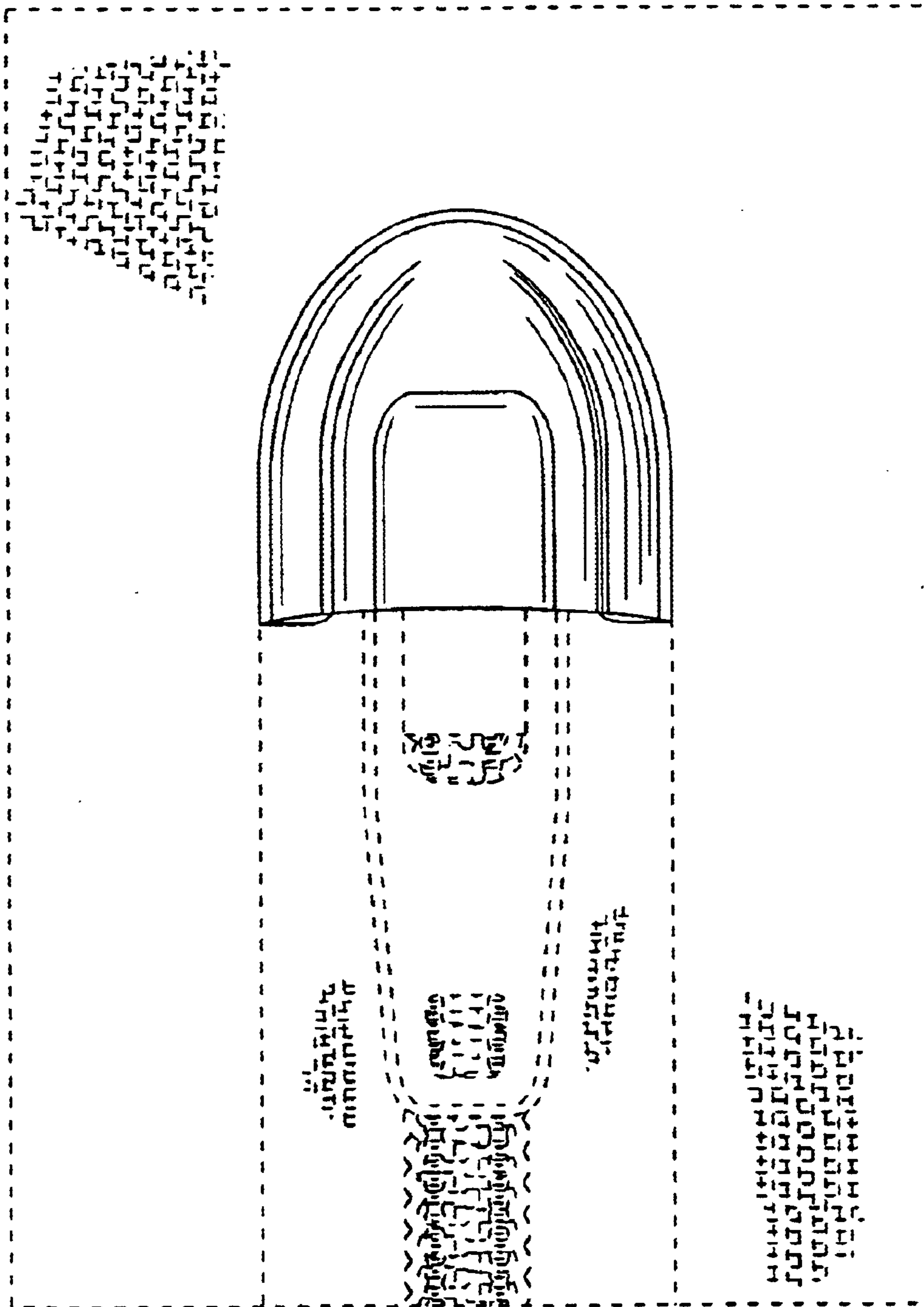


FIG. 8