

US00D502425S

(12) **United States Design Patent**
Barry

(10) **Patent No.:** **US D502,425 S**
(45) **Date of Patent:** **** Mar. 1, 2005**

(54) **MODULAR PLANTER**

(76) **Inventor:** **Robert J. Barry**, 14 Lincoln Ave.,
Logdensburg, NJ (US) 07439

(**) **Term:** **14 Years**

(21) **Appl. No.:** **29/162,956**

(22) **Filed:** **Jun. 25, 2002**

(51) **LOC (7) Cl.** **11-02**

(52) **U.S. Cl.** **D11/155; D11/156; D11/149**

(58) **Field of Search** **D11/143, 144,**
D11/145, 155, 156; D6/556; 47/65.5, 66.6,
66.7, 67, 68, 73, 80, 85, 86; 206/423; 248/27.8;
D25/113; 52/314, 316; 405/284-286

(56) **References Cited**

U.S. PATENT DOCUMENTS

D149,809 S	*	6/1948	Gordon	D11/155
D255,787 S	*	7/1980	Morehead, Jr.	D11/155
D394,416 S	*	5/1998	Grosfillex	D11/155
D402,380 S	*	12/1998	Komoroski	D25/164
6,446,388 B2	*	9/2002	Masello	47/80
6,447,213 B1	*	9/2002	MacDonald	405/284
D477,091 S	*	7/2003	Manthei	D25/113
6,763,640 B2	*	7/2004	Lane	52/316

2003/0145543 A1 * 8/2003 Lane 52/314

* cited by examiner

Primary Examiner—Mimosa De

(74) *Attorney, Agent, or Firm*—Benjamin Appelbaum

(57) **CLAIM**

The ornamental design for a modular planter, as shown and described.

DESCRIPTION

FIG. 1 is a front perspective view of a first embodiment of the modular planter showing my new design.

FIG. 2 is a front view thereof;

FIG. 3 is a right side view thereof, the undisclosed left side view being a mirror image;

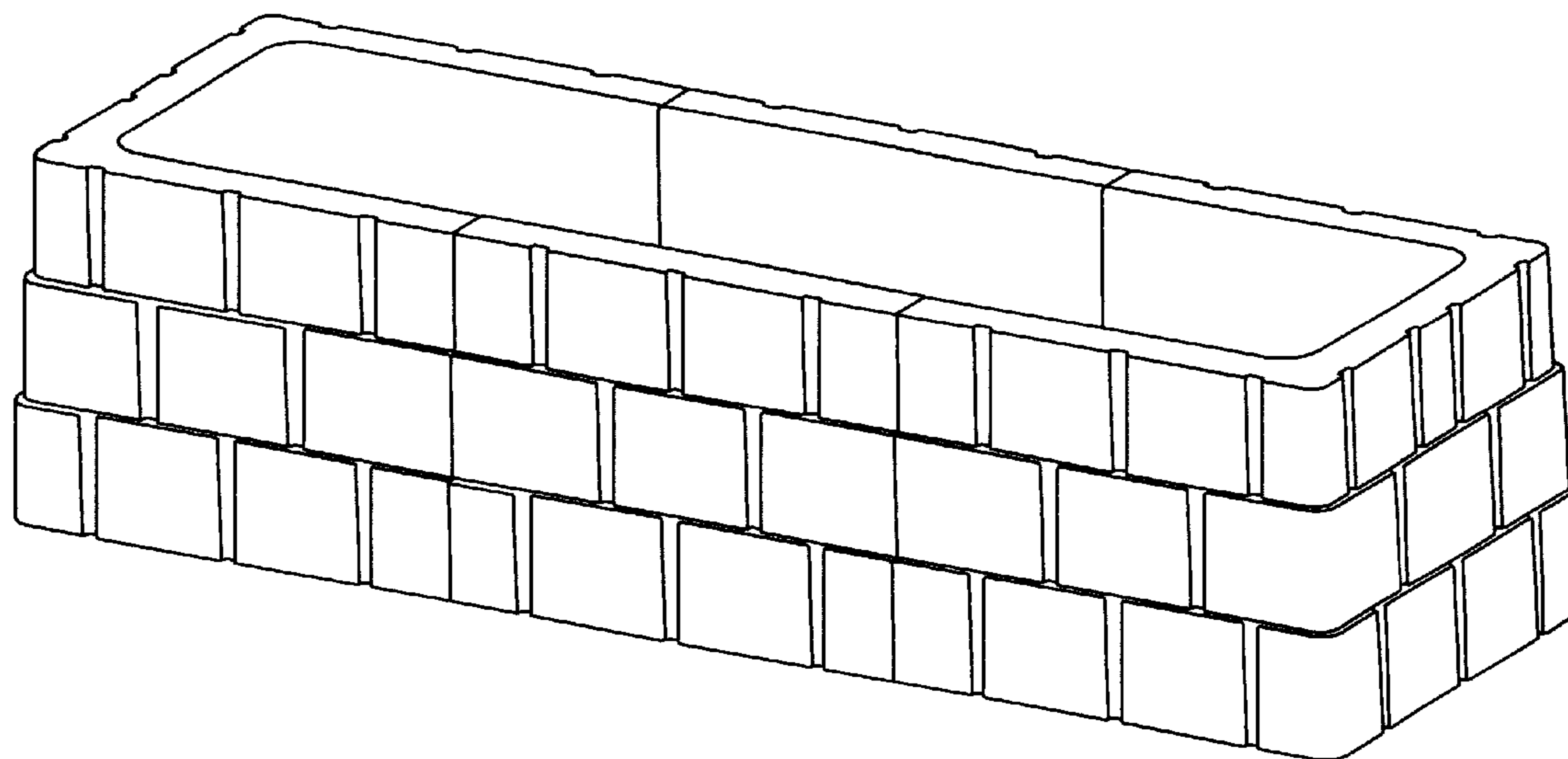
FIG. 4 is a top view thereof;

FIG. 5 is a bottom view thereof; and,

FIG. 6 is a front perspective view of a second embodiment of the modular planter, to indicate that modules can be inserted to increase the length of the modular planter.

The broken lines showing drainage openings in FIGS. 4, 5, are for illustrative purposes only and form no part of the claimed design.

1 Claim, 2 Drawing Sheets



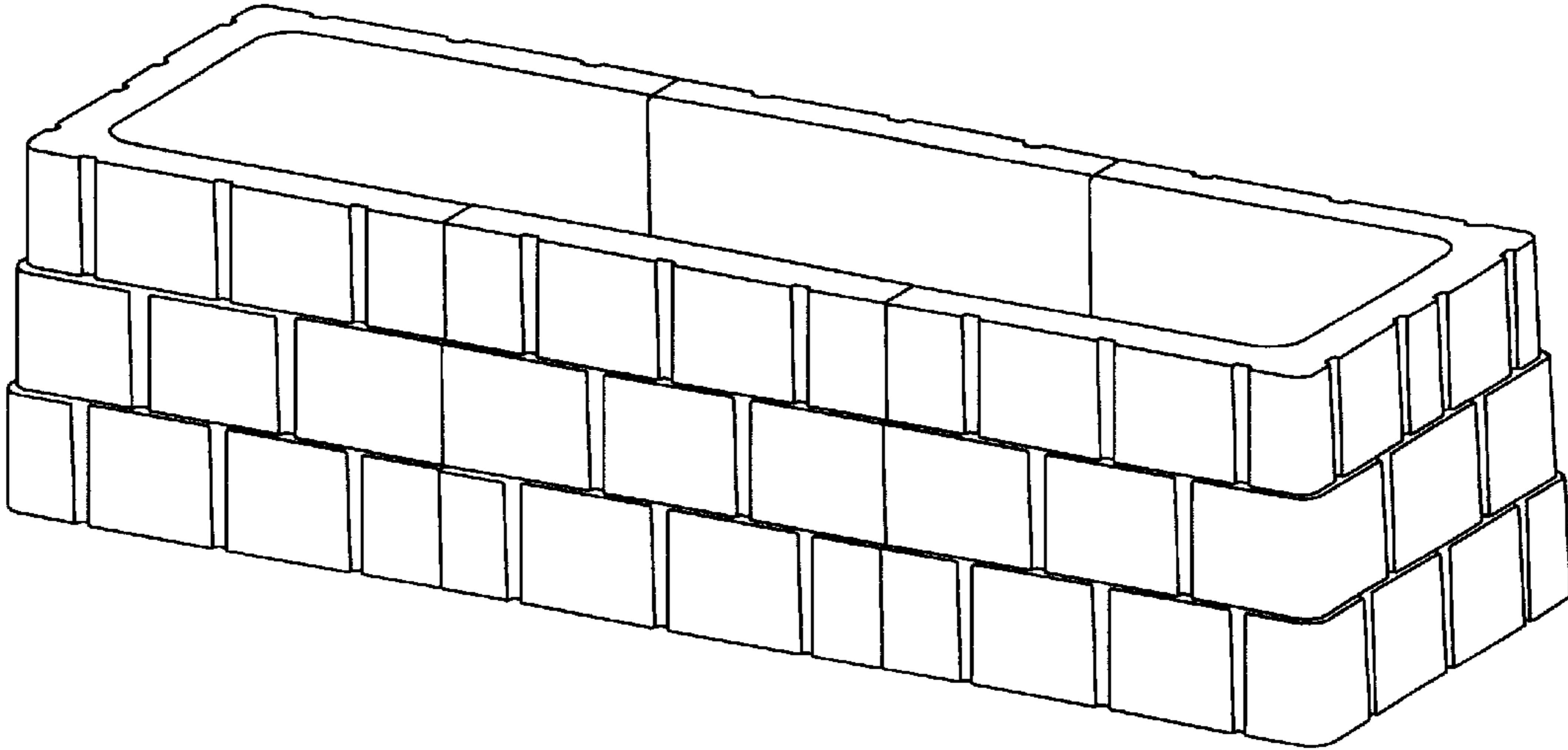


FIG 1

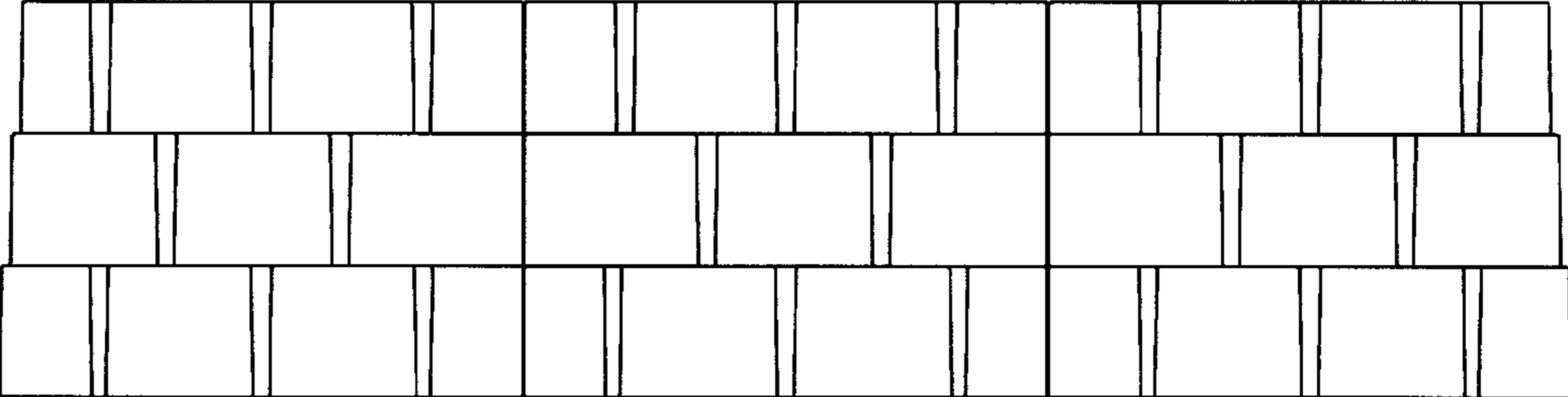


FIG 2

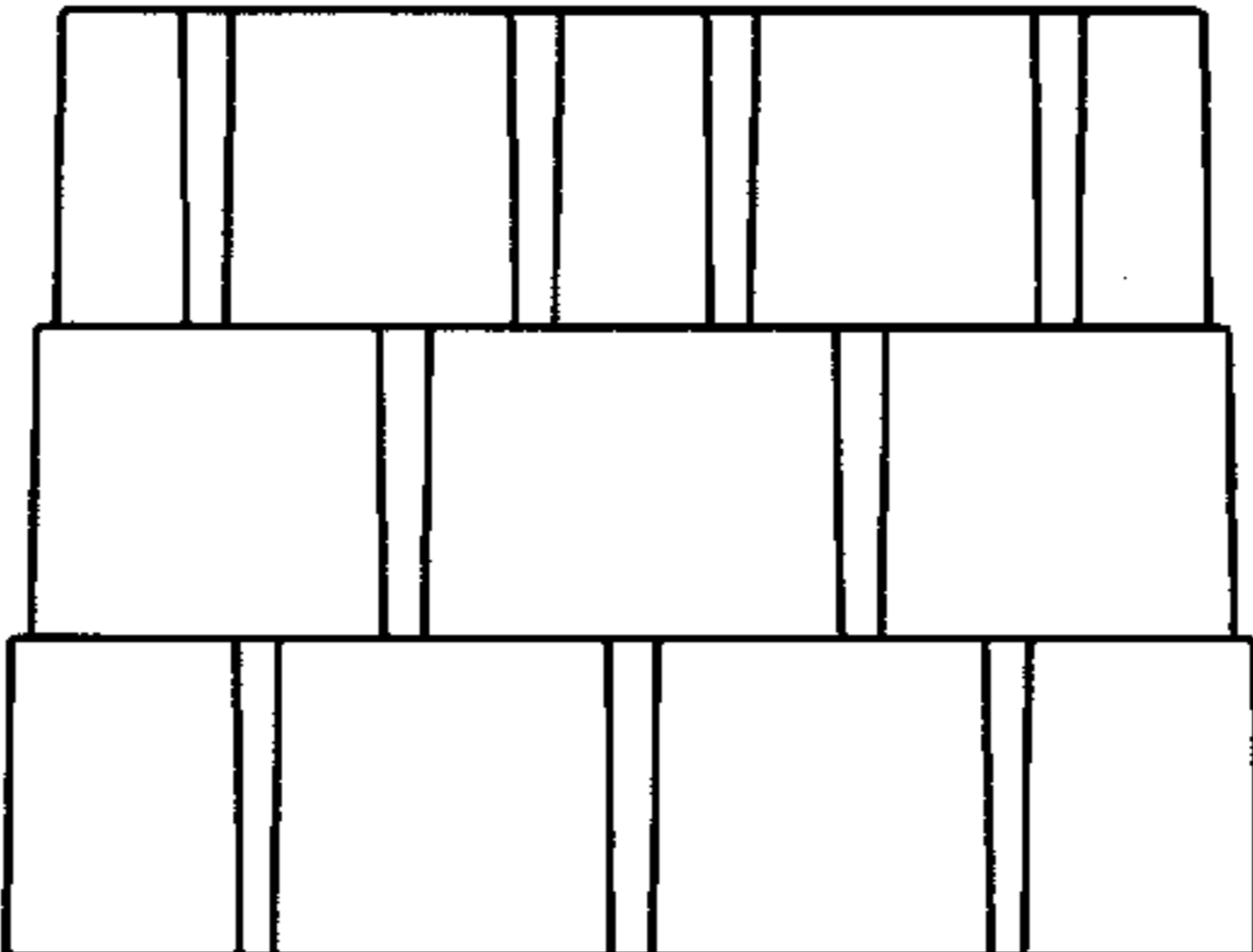


FIG 3

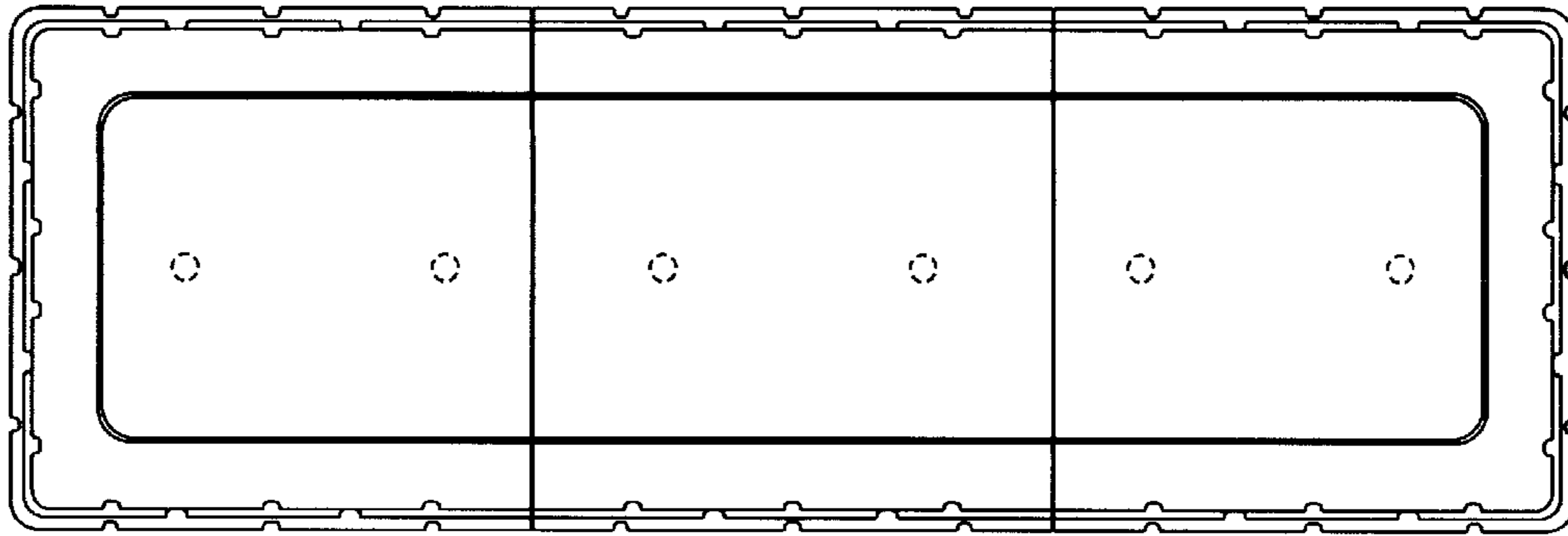


FIG 4

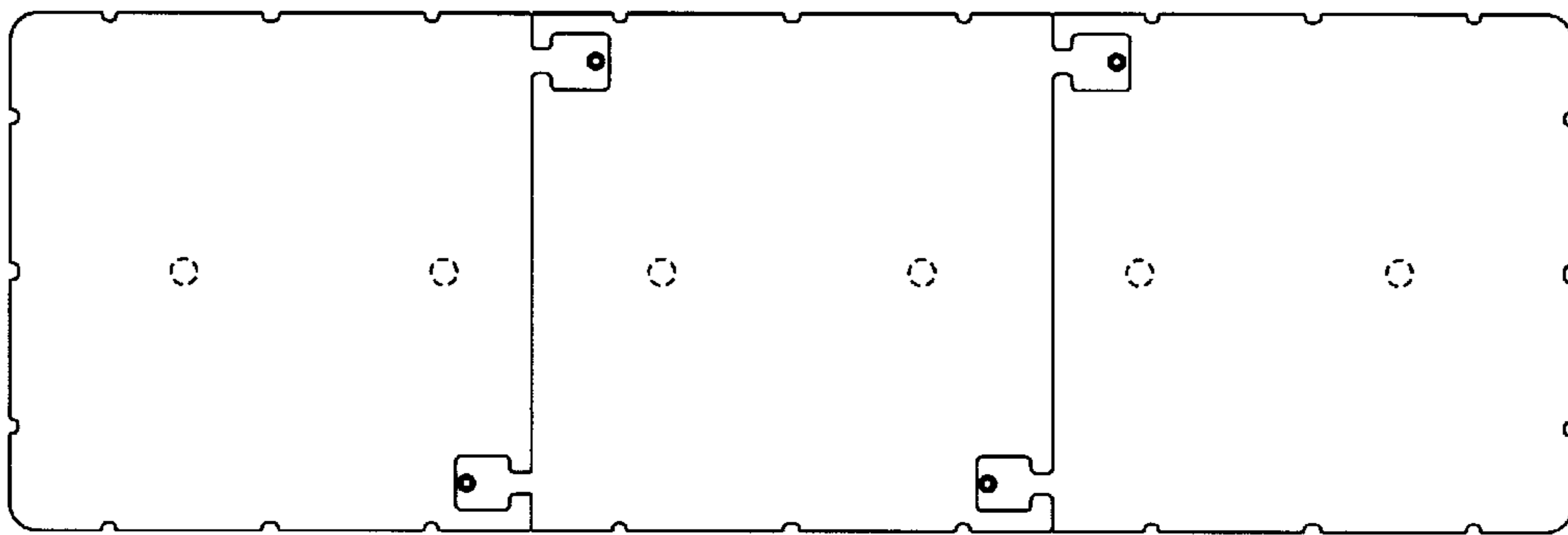


FIG 5

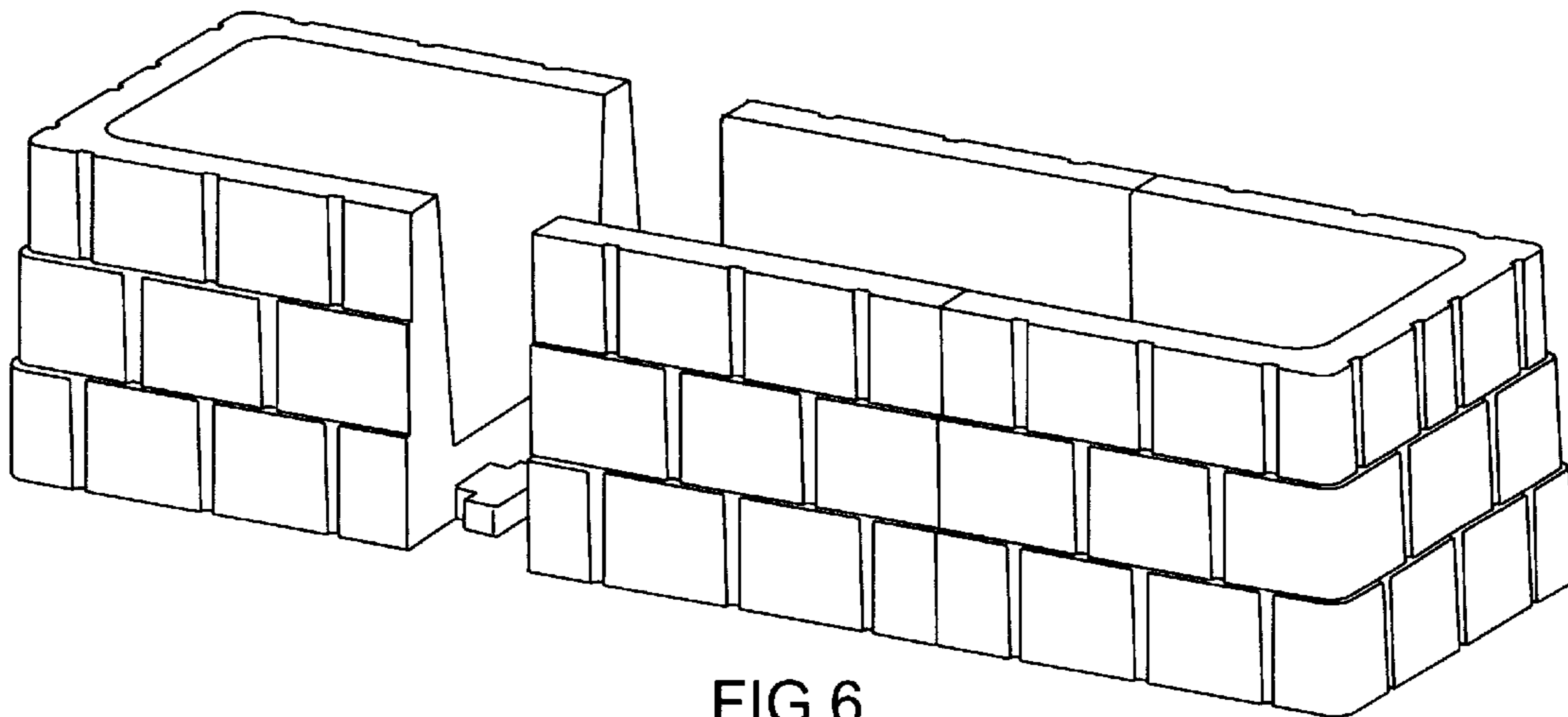


FIG 6

UNITED STATES PATENT AND TRADEMARK OFFICE
CERTIFICATE OF CORRECTION

PATENT NO. : Des. 502,425 S
DATED : March 1, 2005
INVENTOR(S) : Robert J. Barry

Page 1 of 1

It is certified that error appears in the above-identified patent and that said Letters Patent is hereby corrected as shown below:

Title page.

Item [75], Inventor, "Logdensburg, NL" to -- Ogdensburg, NJ --.

Signed and Sealed this

Twenty-fourth Day of May, 2005

A handwritten signature in black ink that reads "Jon W. Dudas". The signature is written in a cursive style with a large, looped initial "J".

JON W. DUDAS

Director of the United States Patent and Trademark Office