

US00D502422S

(12) **United States Design Patent**
Coin

(10) **Patent No.:** **US D502,422 S**
(45) **Date of Patent:** **** Mar. 1, 2005**

(54) **ARTICLE OF JEWELRY**

(75) Inventor: **Roberto Coin, Vicenza (IT)**
(73) Assignee: **Roberto Coin S.p.A., Vicenza (IT)**
(**) Term: **14 Years**

(21) Appl. No.: **29/163,650**
(22) Filed: **Jul. 10, 2002**

(30) **Foreign Application Priority Data**

Jan. 11, 2002 (IT) TV2002O0002

(51) **LOC (7) Cl.** **11-01**
(52) **U.S. Cl.** **D11/25**
(58) **Field of Search** D11/3-15, 18-20,
D11/22-29, 93, 40-42; 63/3, 4, 9, 21, 37-38

(56) **References Cited**

U.S. PATENT DOCUMENTS

253,587 A * 2/1882 Crane 63/37
D157,454 S * 2/1950 Wheeler D11/26
D230,625 S * 3/1974 Mechanic D11/26
D304,696 S * 11/1989 Cowan D11/25
D305,004 S * 12/1989 Cowan D11/19
D338,174 S * 8/1993 Cowan D11/19

* cited by examiner

Primary Examiner—Ralf Seifert
(74) *Attorney, Agent, or Firm*—Ladas & Parry


(57) **CLAIM**

The ornamental design for an article of jewelry, substantially as shown and described.

DESCRIPTION

FIG. 1 is a perspective view of a first embodiment of my design for an article of jewelry shown in an extended configuration;
FIG. 2 is a lateral view thereof shown in an extended configuration and from the outside;
FIG. 3 is a lateral view of the design shown in FIG. 1 in an extended configuration and from the inside;
FIG. 4 is a top view of the design shown in FIG. 1 in a closed configuration, the bottom view being a mirror image of the top view;
FIG. 5 is a perspective view of a second embodiment of my design for an article of jewelry shown in an extended configuration;
FIG. 6 is a lateral view of the design shown in FIG. 5 shown in an extended configuration and from the outside;
FIG. 7 is a top view of the design shown in FIG. 5 shown in a closed configuration, the bottom view being a mirror image of the top view;
FIG. 8 is a lateral view of the design shown in FIG. 5 shown in an extended configuration and from the inside;
FIG. 9 is a perspective view of a third embodiment of my design for an article of jewelry;
FIG. 10 is a top view of the design of FIG. 9; and
FIG. 11 is a bottom view of the design of FIG. 9.
FIG. 12 shows a portion of the article of jewelry in FIG. 1 on enlarged scale.
FIG. 13 shows a portion of the article of jewelry in FIG. 3 on enlarged scale.
FIG. 14 shows a portion of the article of jewelry in FIG. 8 on enlarged scale; and
FIG. 15 shows a portion of the article of jewelry in FIG. 11 on enlarged scale.

1 Claim, 11 Drawing Sheets



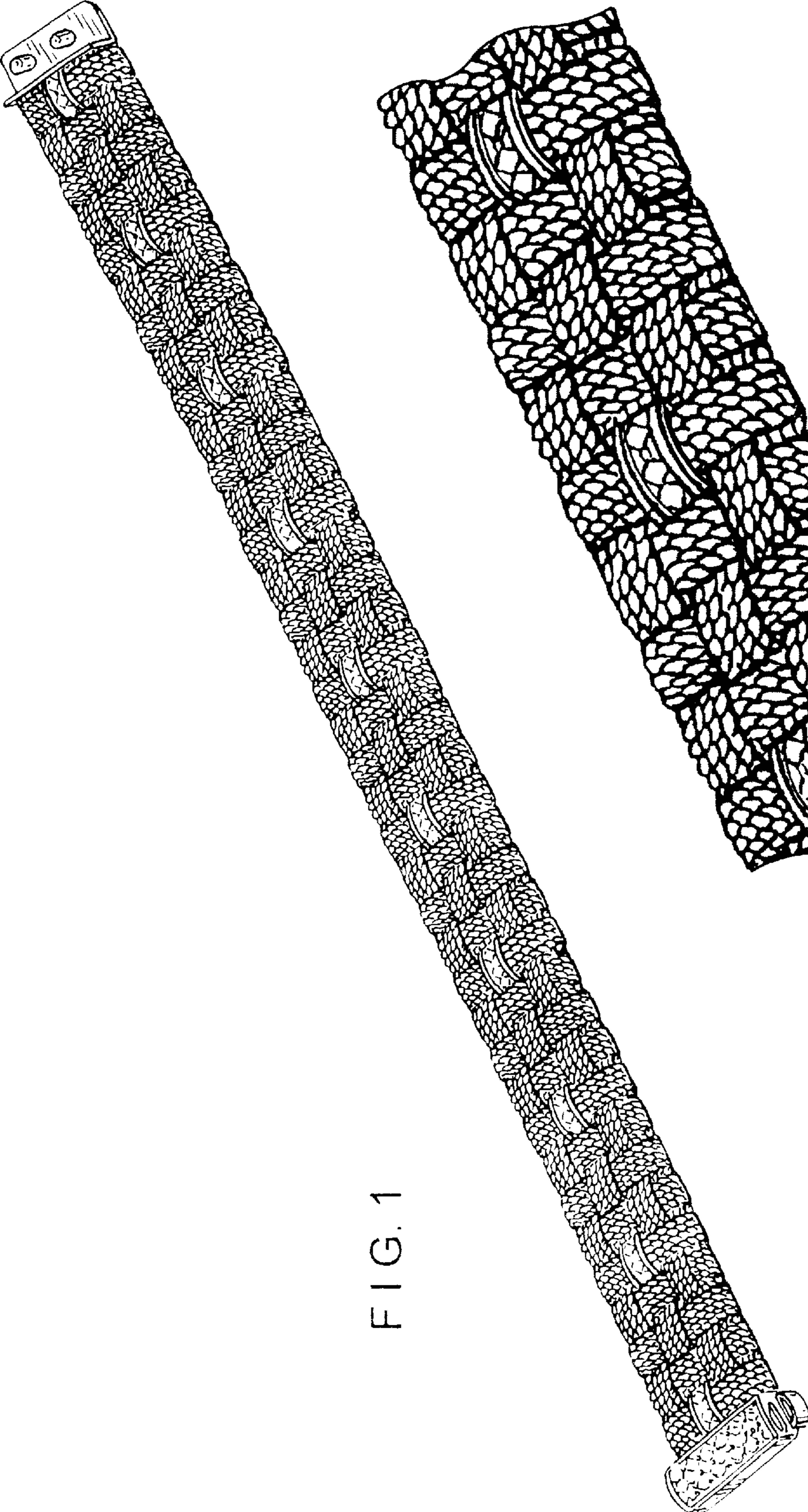


FIG. 1

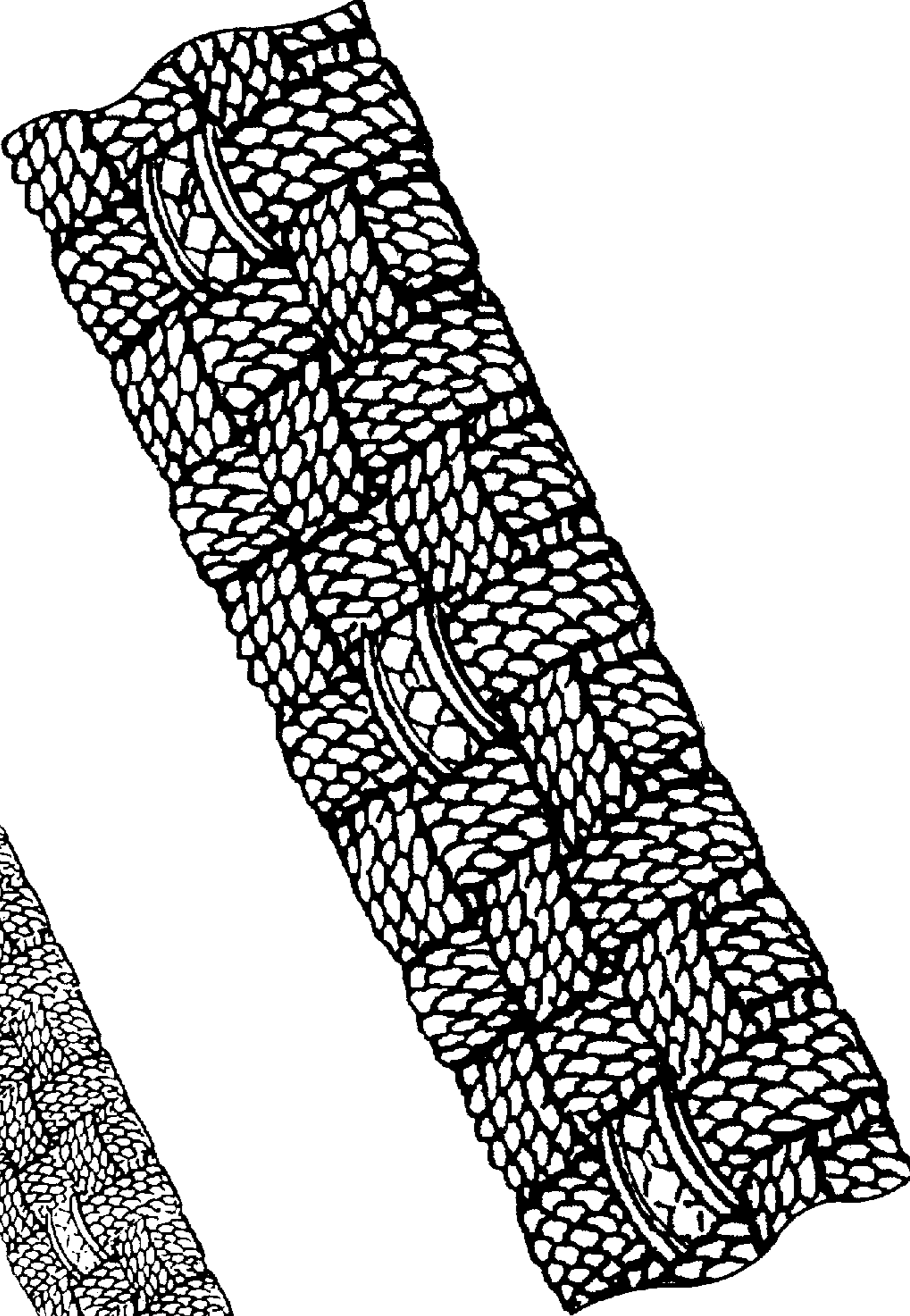


FIG. 12

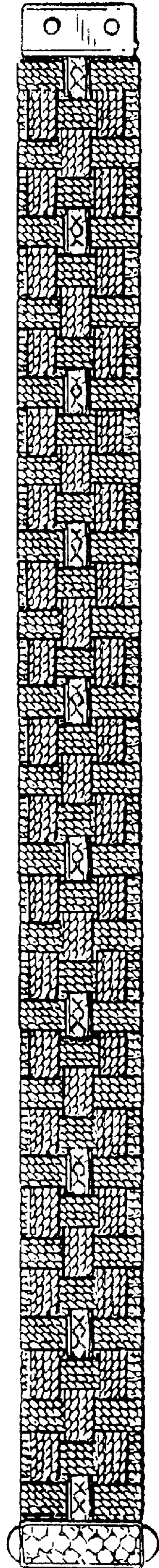


FIG. 2




FIG. 3




FIG. 13




FIG. 4

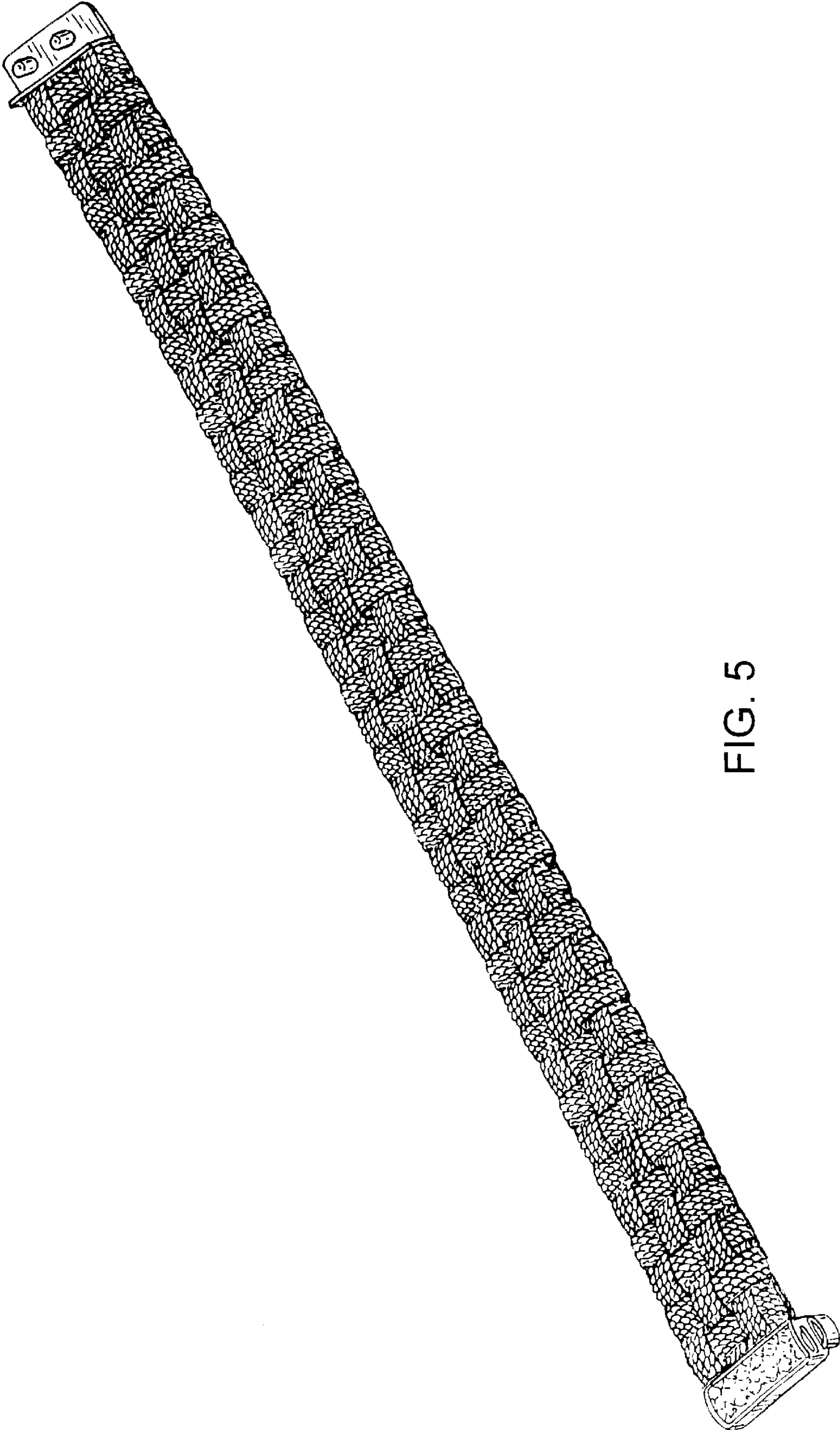


FIG. 5

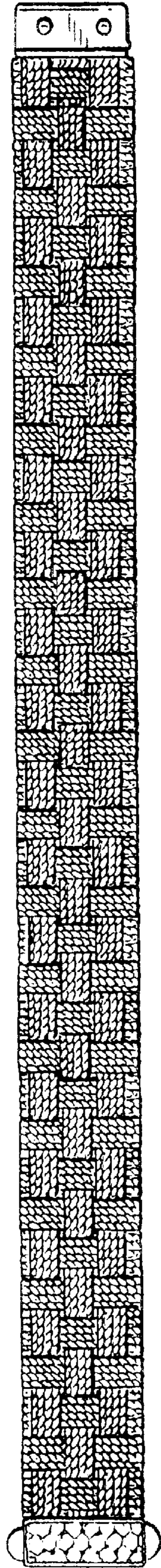


FIG. 6



FIG. 7




FIG. 8




FIG. 14




FIG. 9




FIG. 10

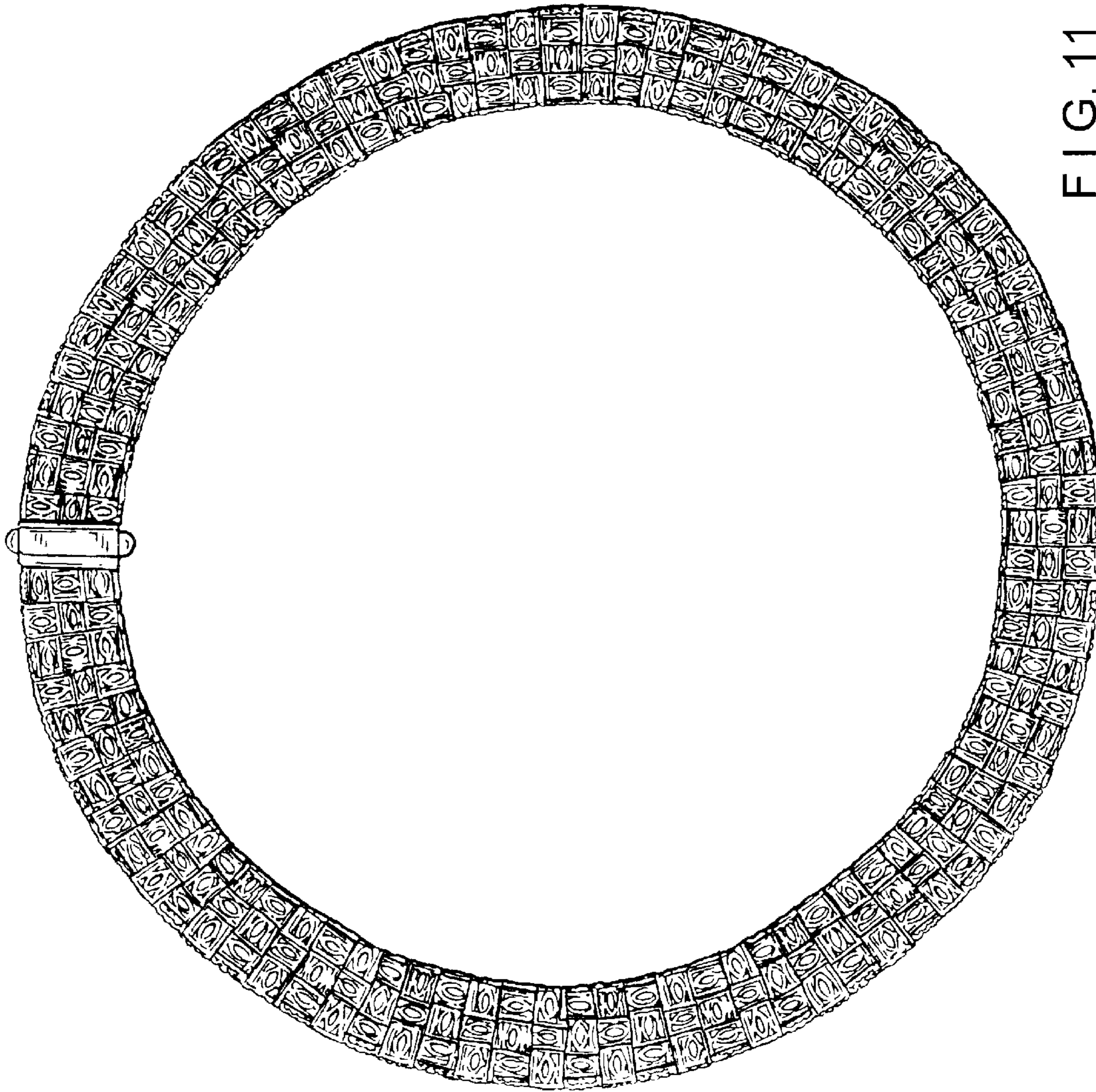


FIG. 11




FIG. 15

UNITED STATES PATENT AND TRADEMARK OFFICE
CERTIFICATE OF CORRECTION

PATENT NO. : Des. 502,422 S
DATED : March 1, 2005
INVENTOR(S) : Roberto Coin

Page 1 of 1

It is certified that error appears in the above-identified patent and that said Letters Patent is hereby corrected as shown below:

Title page.

Item [73], Assignee, "Vincenza" should read -- Vicenza --.

Signed and Sealed this

Ninth Day of August, 2005

A handwritten signature in black ink that reads "Jon W. Dudas". The signature is written in a cursive style with a large, looped initial "J".

JON W. DUDAS

Director of the United States Patent and Trademark Office