

US00D502418S

(12) **United States Design Patent**
Copen

(10) **Patent No.:** **US D502,418 S**
(45) **Date of Patent:** **** Mar. 1, 2005**

- (54) **THEFT DETERRENT DEVICE**
- (75) **Inventor:** **Frank H. Copen**, Shreve, OH (US)
- (73) **Assignee:** **Alpha Security Products, Inc.**,
Charlotte, NC (US)
- (**) **Term:** **14 Years**
- (21) **Appl. No.:** **29/201,548**
- (22) **Filed:** **Mar. 16, 2004**

Related U.S. Application Data

- (62) Division of application No. 29/179,168, filed on Apr. 4, 2003, now Pat. No. Des. 493,739.
- (51) **LOC (7) Cl.** **10-05**
- (52) **U.S. Cl.** **D10/104; D10/106**
- (58) **Field of Search** D10/104, 106,
D10/116; 340/571, 572.7-572.9, 573.4;
70/57.1; 24/704.1

References Cited

U.S. PATENT DOCUMENTS

- D242,333 S * 11/1976 Wise D10/106
- 4,500,124 A * 2/1985 Swift 292/318
- 4,893,853 A * 1/1990 Guiler 292/320
- 5,068,643 A * 11/1991 Yashina 340/571
- D343,135 S * 1/1994 Witzky et al. D10/106
- D343,368 S * 1/1994 Witzky et al. D10/106
- 5,337,459 A * 8/1994 Hogan 24/136 A
- 5,421,177 A * 6/1995 Sieber et al. 70/57.1
- D364,162 S * 11/1995 Dagan D14/188
- 5,570,080 A * 10/1996 Inoue et al. 340/571
- 5,589,819 A * 12/1996 Takeda 340/571
- 5,610,587 A * 3/1997 Fujiuchi et al. 340/568.2

- D383,991 S * 9/1997 Leyden et al. D10/104
- 5,764,147 A * 6/1998 Sasagawa et al. 340/571
- 5,767,773 A * 6/1998 Fujiuchi et al. 340/571
- D409,108 S * 5/1999 Suzuki et al. D10/106
- 6,052,876 A * 4/2000 Hogan et al. 24/704.1
- D424,462 S * 5/2000 Suzuki et al. D10/104
- D427,929 S * 7/2000 Sayegh D10/104
- 6,128,932 A * 10/2000 Mainetti et al. 70/57.1
- 6,177,869 B1 * 1/2001 McDaid 340/568.1
- 6,255,950 B1 * 7/2001 Nguyen 340/572.8
- 6,420,971 B1 * 7/2002 Leck et al. 340/542
- 6,449,991 B1 * 9/2002 Hogan 70/57.1
- D466,037 S * 11/2002 Huehner et al. D10/104
- D466,426 S * 12/2002 Proulx et al. D10/104
- D466,427 S * 12/2002 Huehner et al. D10/104
- D478,829 S * 8/2003 Yang et al. D10/104
- 6,624,753 B2 * 9/2003 Elston 340/572.8
- D493,739 S * 8/2004 Copen D10/104

* cited by examiner

Primary Examiner—Jeffrey Asch
(74) *Attorney, Agent, or Firm*—Sand & Sebolt

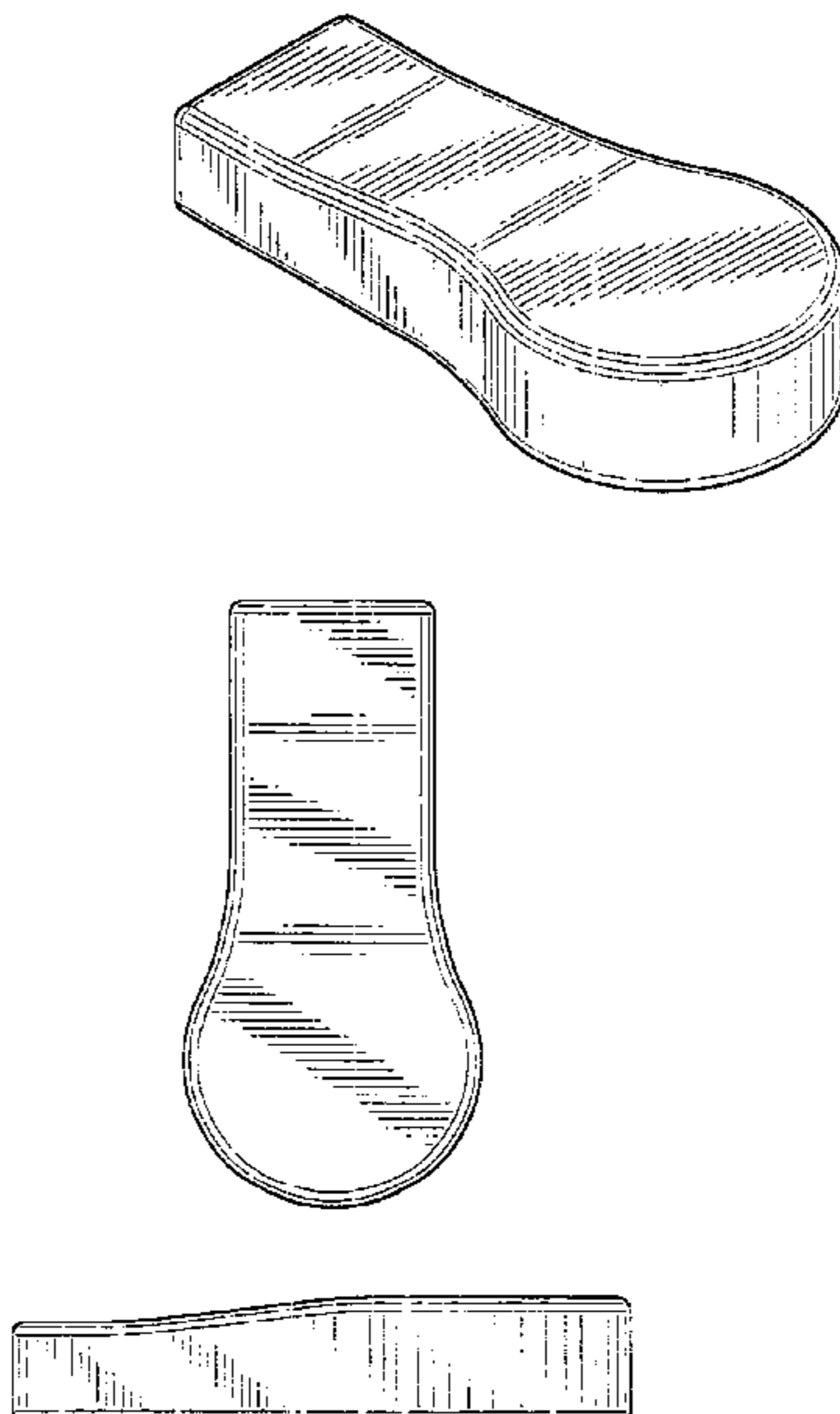
(57) **CLAIM**

The ornamental design for the theft deterrent device, as shown and described.

DESCRIPTION

FIG. 1 is a perspective view of the theft deterrent device of the present invention.
FIG. 2 is a top plan view of FIG. 1.
FIG. 3 is a bottom plan view of FIG. 1.
FIG. 4 is a front elevation view of FIG. 1.
FIG. 5 is a rear elevation view of FIG. 1.
FIG. 6 is a right side elevation view of FIG. 1; and,
FIG. 7 is a left side elevation view of FIG. 1.

1 Claim, 2 Drawing Sheets



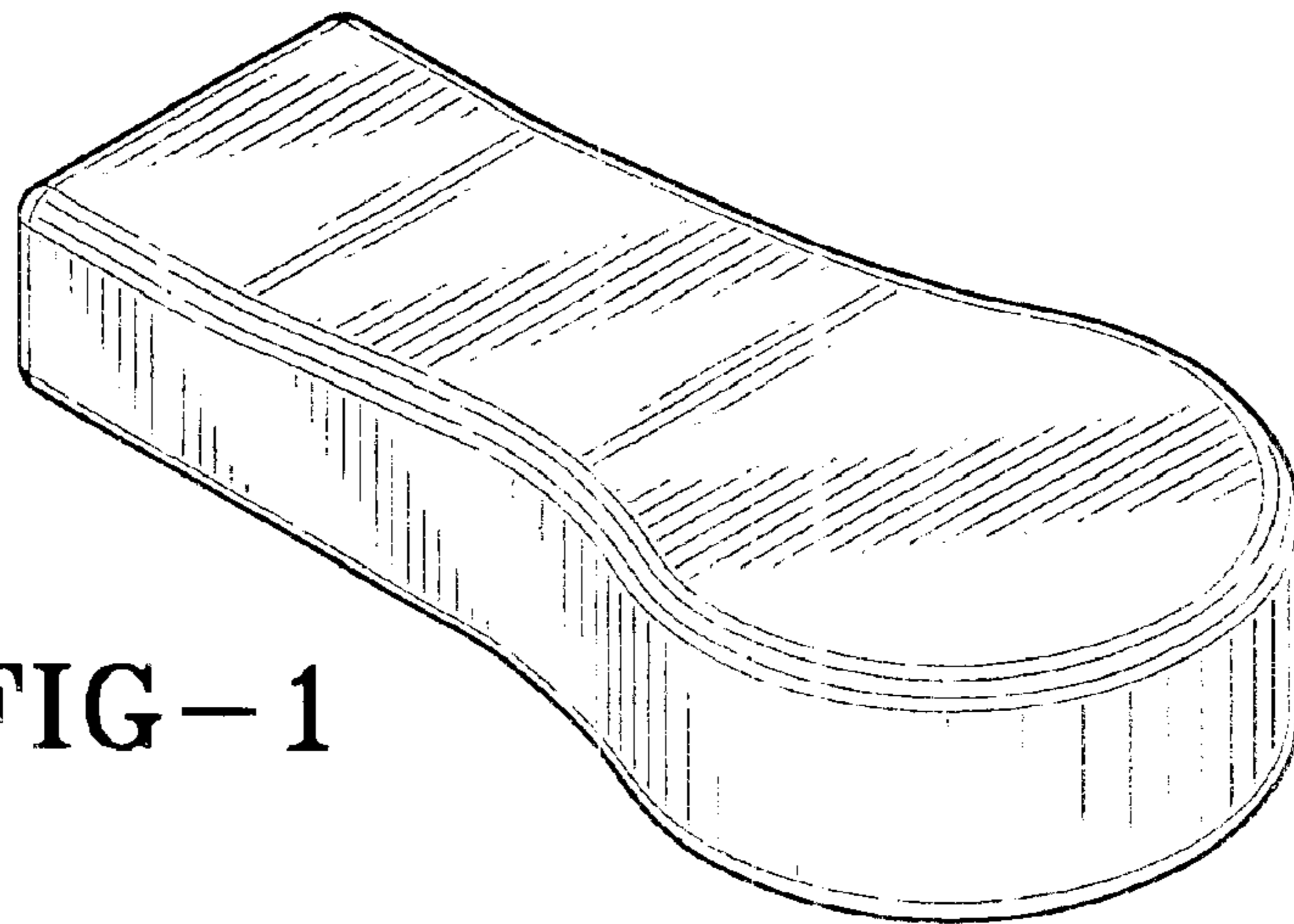


FIG-1

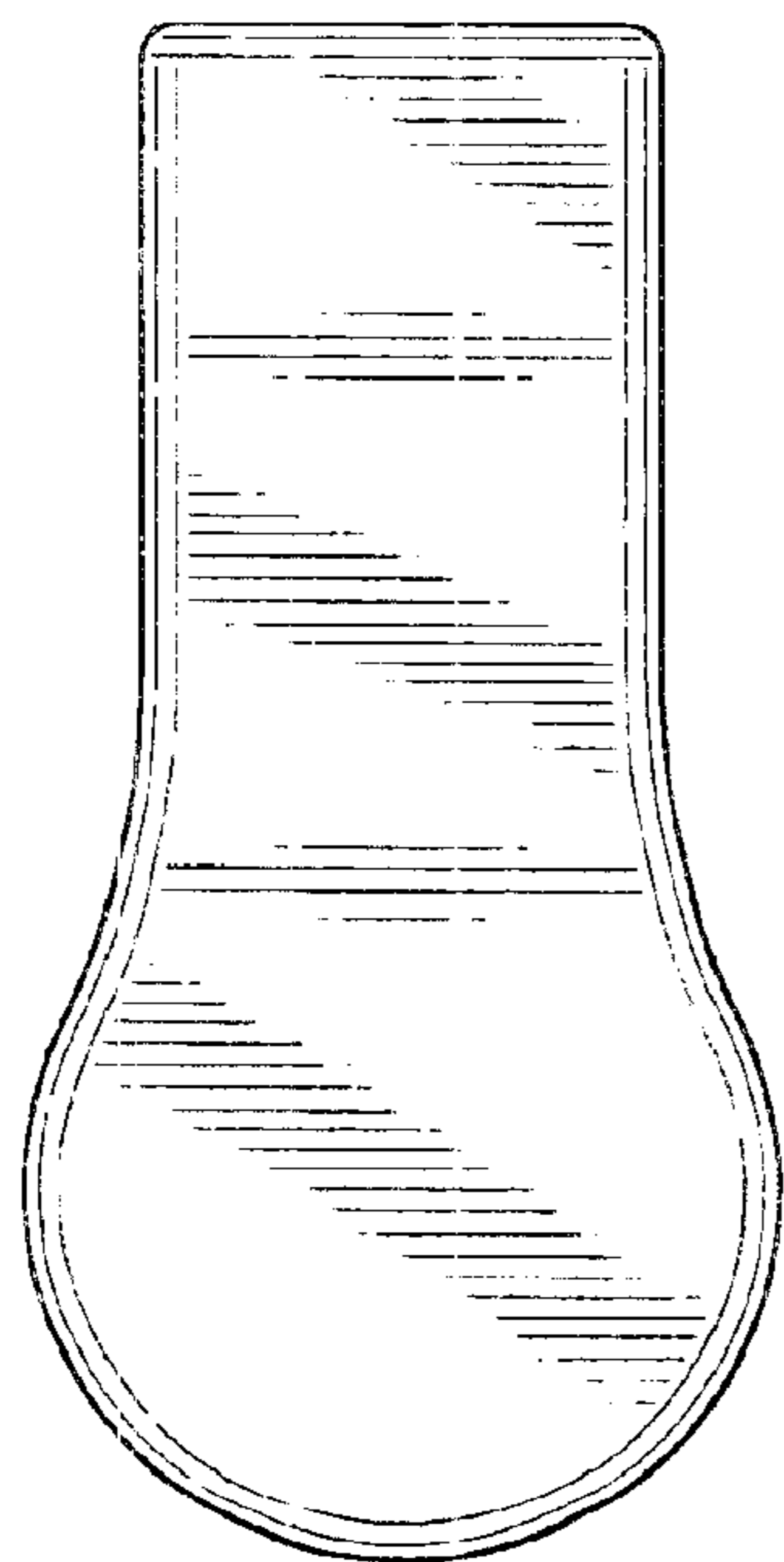


FIG-2

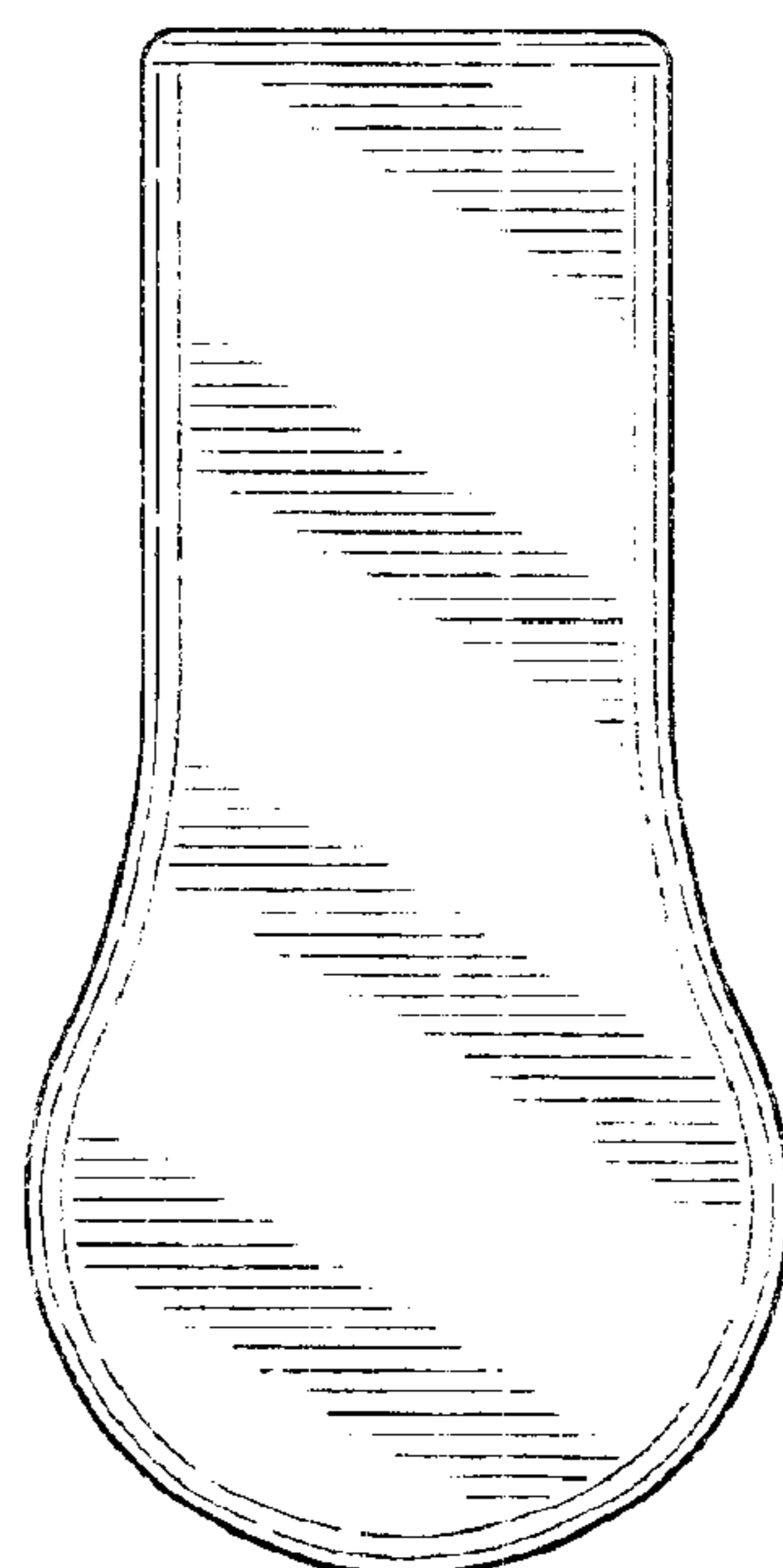


FIG-3




FIG-4




FIG-5




FIG-6




FIG-7