



US00D502412S

(12) **United States Design Patent**
Monachon

(10) **Patent No.:** **US D502,412 S**

(45) **Date of Patent:** **** Mar. 1, 2005**

(54) **WATCH**

(75) **Inventor:** **Jean-Claude Monachon, Les**
Vieux-Prés (CH)

(73) **Assignees:** **Omega SA, Biel/Bienne (CH);**
Jakob-Stampfli-Strasse 96, Biel/Bienne
(CH)

(**) **Term:** **14 Years**

(21) **Appl. No.:** **29/190,996**

(22) **Filed:** **Sep. 29, 2003**

(30) **Foreign Application Priority Data**

Mar. 31, 2003 (WO) DM063315

(51) **LOC (7) Cl.** **10-02**

(52) **U.S. Cl.** **D10/39**

(58) **Field of Search** D10/1-40, 122-132;
368/276-277, 280-282, 285, 293-294;
D11/3-25; 63/1.1, 3, 5, 11; 224/164, 168,
178

(56) **References Cited**

U.S. PATENT DOCUMENTS

D278,605 S * 4/1985 Didisheim D10/39

D279,172 S * 6/1985 Hysek D10/32
D380,690 S * 7/1997 Riley D10/30
D434,679 S * 12/2000 Dumas D10/39
D435,459 S * 12/2000 Sakamaki D10/30
D451,405 S * 12/2001 Yoshikawa et al. D10/30
D469,363 S * 1/2003 Mittersinker et al. D10/39
D470,061 S * 2/2003 Mittersinker et al. D10/39

* cited by examiner

Primary Examiner—Nelson C. Holtje

(74) *Attorney, Agent, or Firm*—Collen IP; Donald J. Ranft

(57) **CLAIM**

The ornamental design for a watch, as shown and described.

DESCRIPTION

FIG. 1 is a front view of my new and ornamental design for a watch case;

FIG. 2 is a rear view thereof;

FIG. 3 is a top view thereof;


FIG. 4 is a bottom view thereof;

FIG. 5 is a left side view thereof;

FIG. 6 is a right side view thereof; and,

FIG. 7 is a right front perspective view thereof.

1 Claim, 4 Drawing Sheets






Figure 1

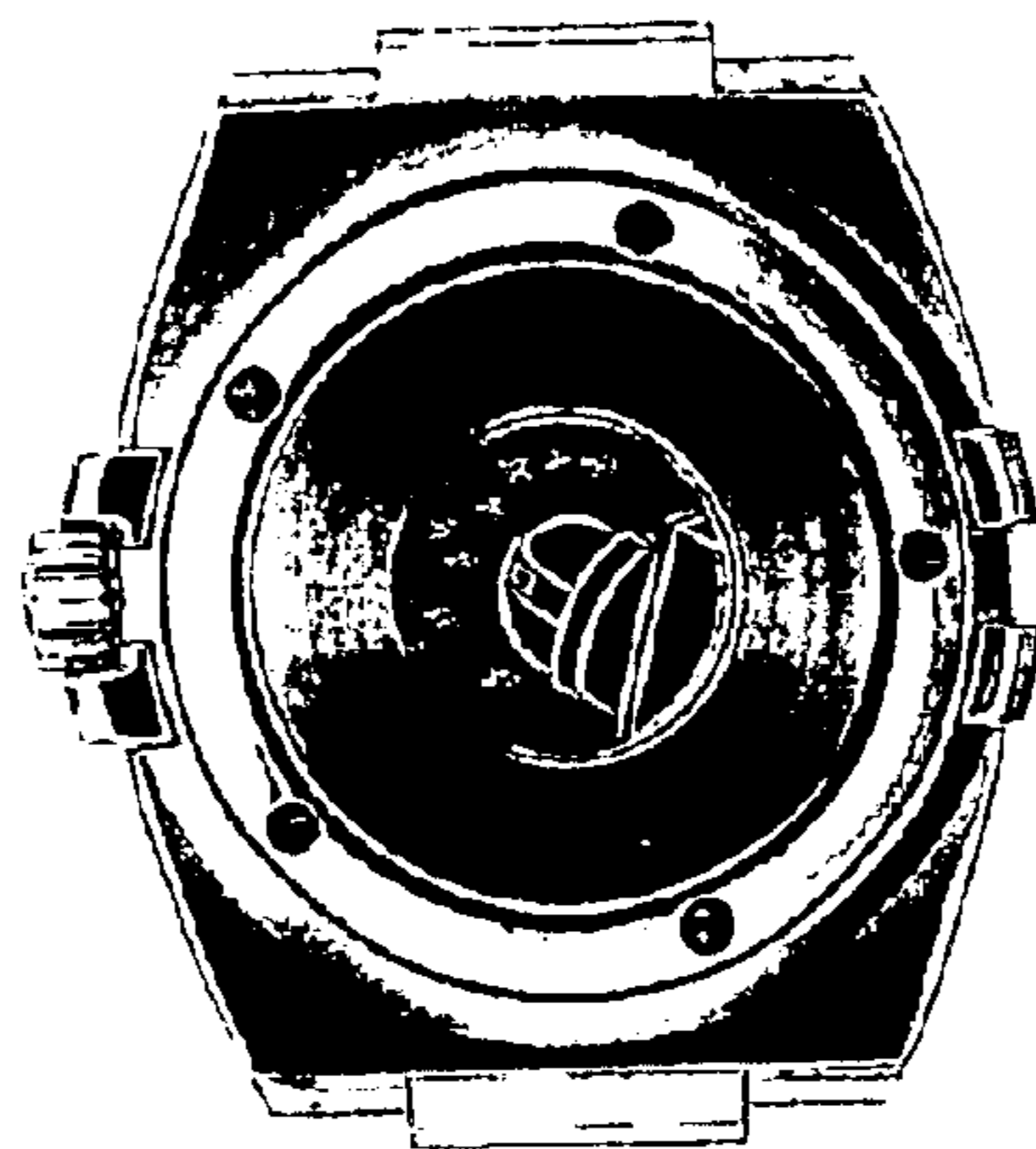


Figure 2




Figure 3




Figure 4



Figure 5



Figure 6



Figure 7