

US00D502407S

(12) **United States Design Patent**  
**Chodat**

(10) **Patent No.:** **US D502,407 S**  
(45) **Date of Patent:** **\*\* Mar. 1, 2005**

(54) **WATCH CASE**  
(75) **Inventor:** **Jean-Pierre Chodat, Auvernier (CH)**  
(73) **Assignee:** **Ebel SA, La Chaux-de-Fonds (CH)**  
(\*\*) **Term:** **14 Years**

D365,526 S \* 12/1995 Gardner ..... D10/39  
D430,040 S \* 8/2000 Fox et al. .... D10/30  
D449,231 S \* 10/2001 Giardiello ..... D10/32  
D490,324 S \* 5/2004 Chodat ..... D10/30  
D492,207 S \* 6/2004 Rizzetto ..... D10/30

\* cited by examiner

(21) **Appl. No.:** **29/177,701**  
(22) **Filed:** **Mar. 13, 2003**

*Primary Examiner*—Nelson C. Holtje  
(74) *Attorney, Agent, or Firm*—Stroock & Stroock & Lavan LLP

(30) **Foreign Application Priority Data**

Sep. 13, 2002 (WO) ..... DM/061638

(57) **CLAIM**

The ornamental design for a watch case, as shown.

(51) **LOC (7) Cl.** ..... **10-02**  
(52) **U.S. Cl.** ..... **D10/30**  
(58) **Field of Search** ..... D10/1-40, 122-132;  
368/280-282, 276-277, 285, 294-295

**DESCRIPTION**

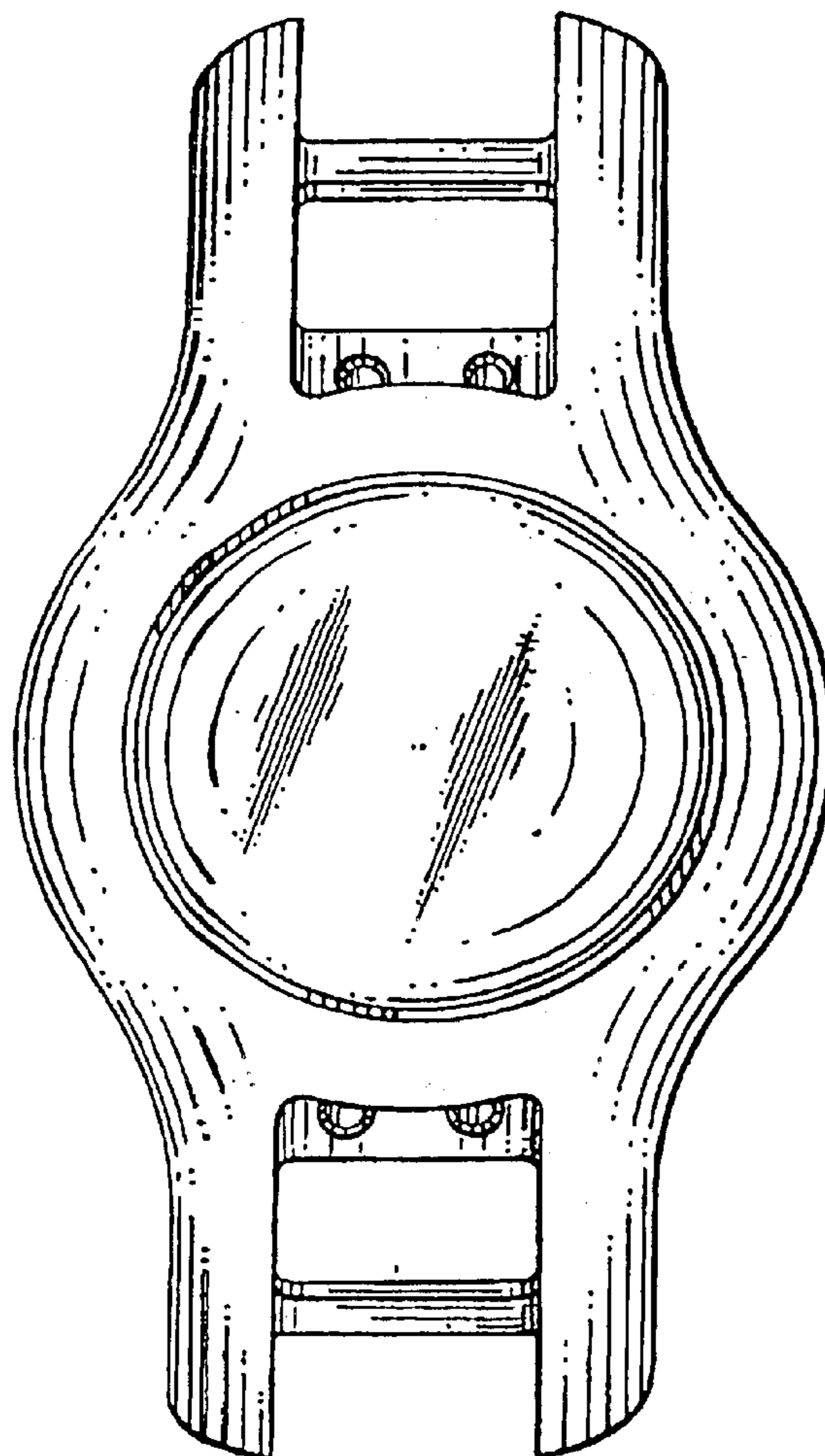
FIG. 1 is a front elevational view of a watch case in accordance with the invention;  
FIG. 2 is a rear elevational view thereof;  
FIG. 3 is a right side elevational view thereof;  
FIG. 4 is a left side elevational view thereof;  
FIG. 5 is a top plan view thereof; and,  
FIG. 6 is a bottom plan view thereof.

(56) **References Cited**

**U.S. PATENT DOCUMENTS**

3,427,800 A \* 2/1969 Blum ..... 368/223  
4,700,874 A \* 10/1987 Mock et al. .... 224/178  
D362,395 S \* 9/1995 Chodat ..... D10/30

**1 Claim, 4 Drawing Sheets**



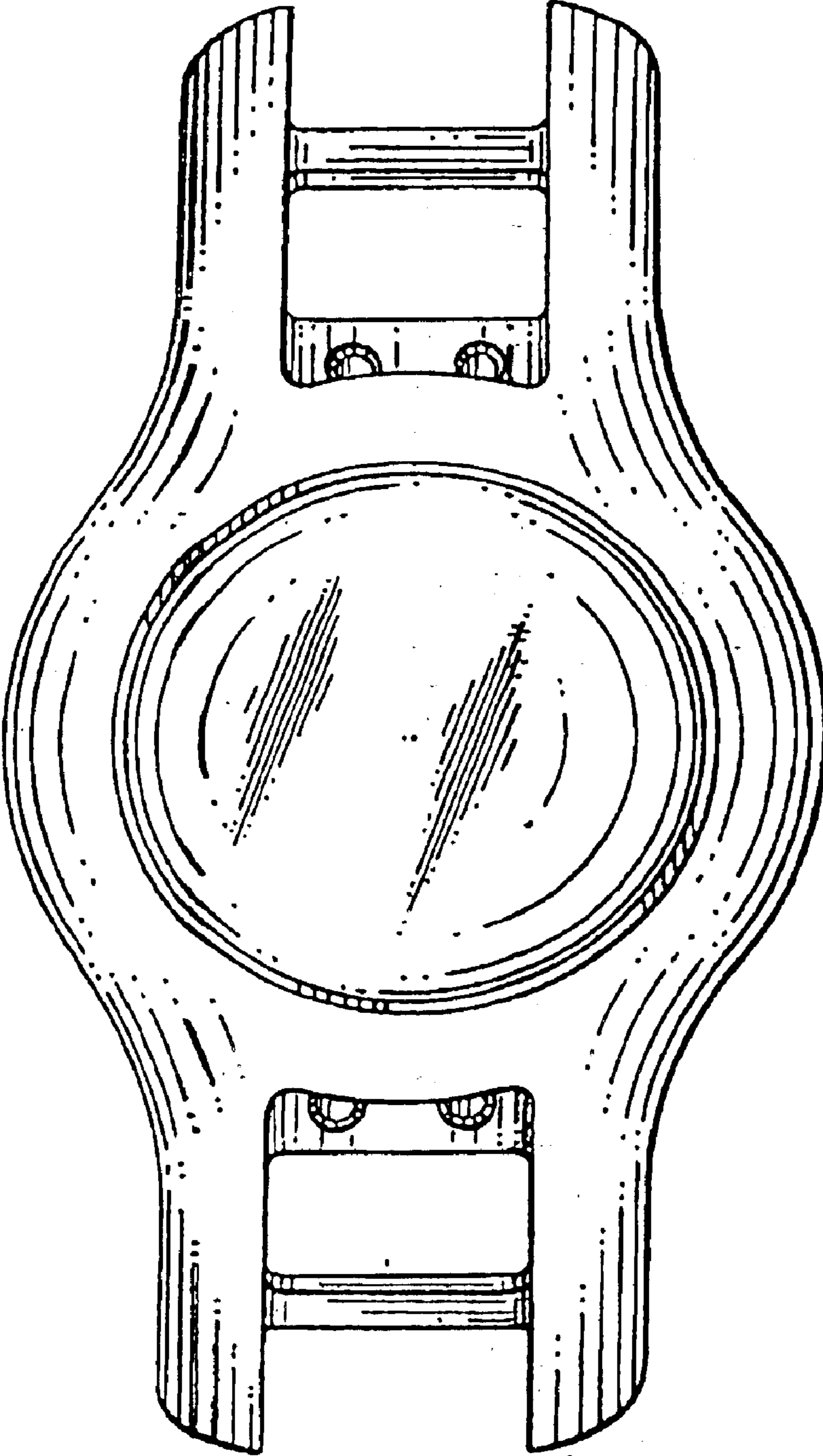


FIG. 1

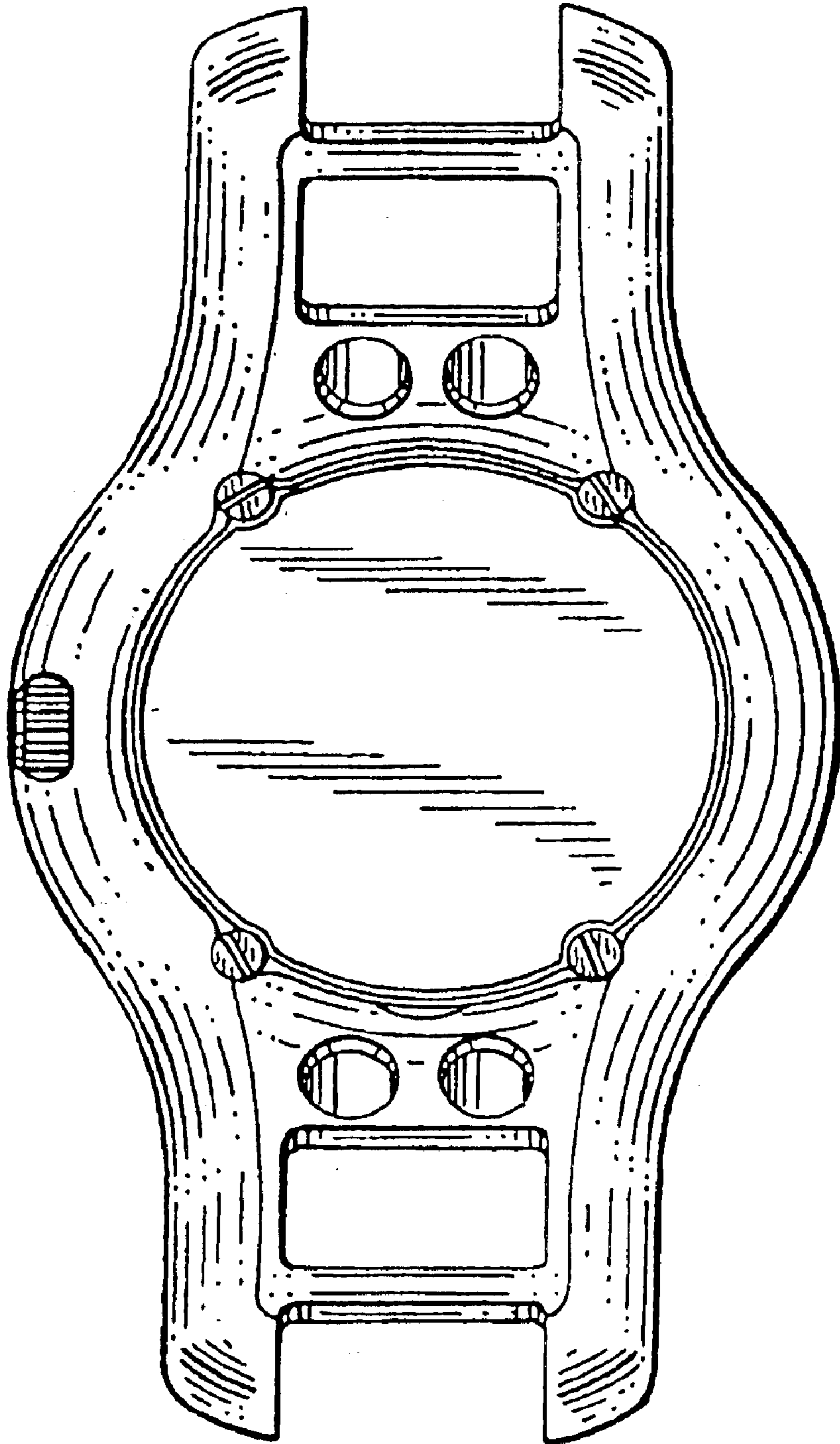


FIG. 2

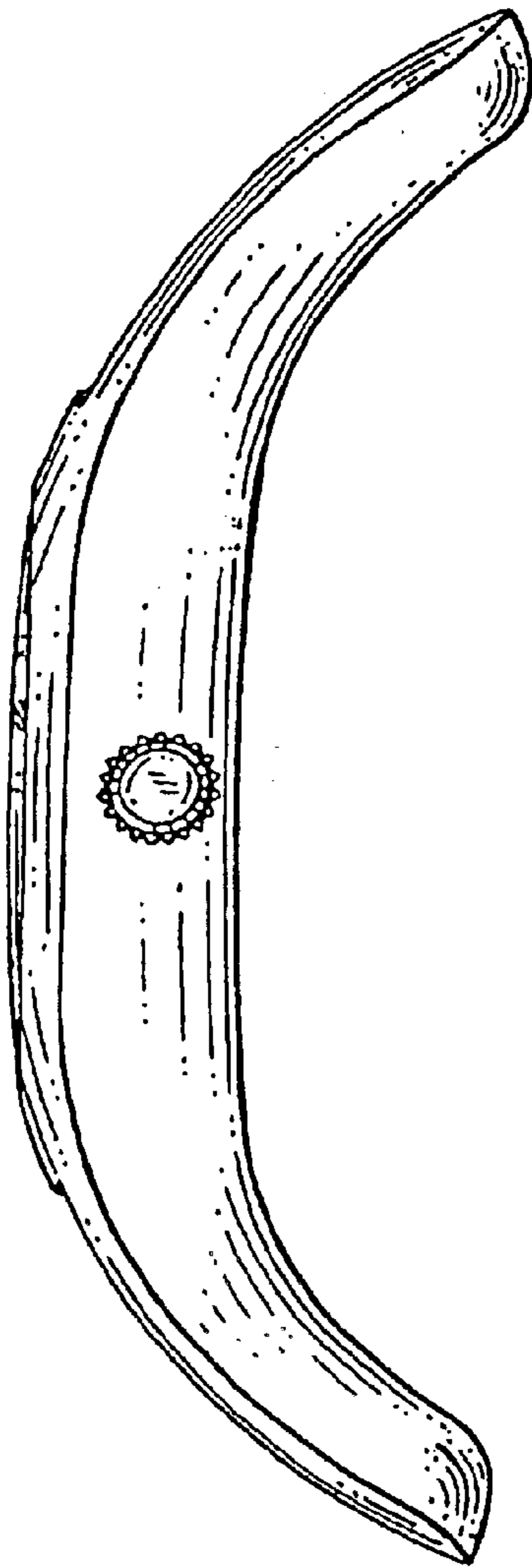


FIG. 3



FIG. 4

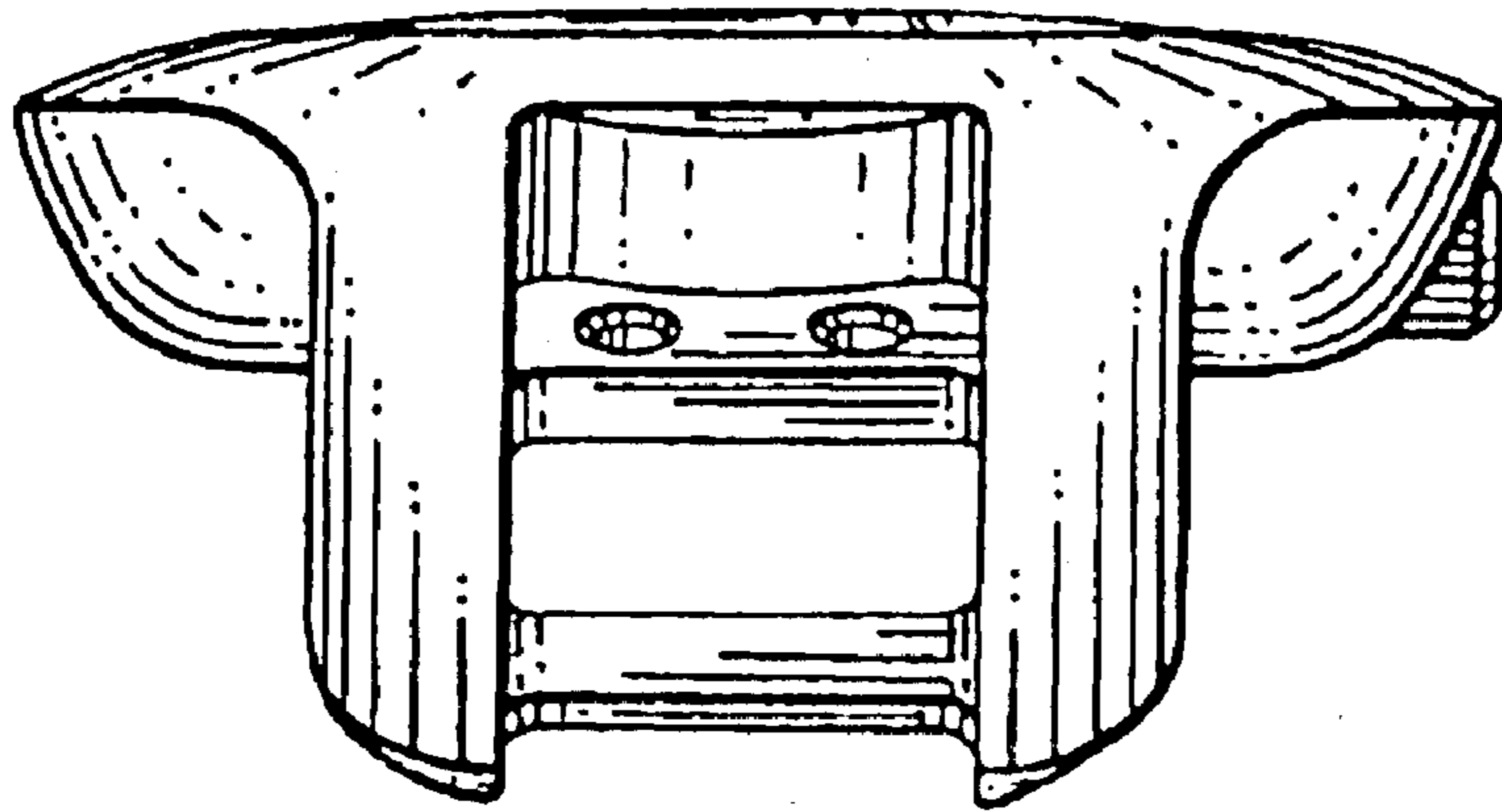


FIG. 5




FIG. 6