

US00D502397S

(12) **United States Design Patent**  
**Lopez-Villasenor**

(10) **Patent No.:** **US D502,397 S**  
(45) **Date of Patent:** **\*\* Mar. 1, 2005**

(54) **COMBINED CANDY DISPENSING CONTAINER AND CAP**

(76) **Inventor:** **Clemente Lopez-Villasenor**, Lacia  
Lopez No. 15, San Ignacio, Cerro Gordo, Jalisco, 47190 (MX)

(\*\*) **Term:** **14 Years**

(21) **Appl. No.:** **29/177,473**

(22) **Filed:** **Mar. 12, 2003**

(51) **LOC (7) Cl.** ..... **09-01**

(52) **U.S. Cl.** ..... **D9/503**

(58) **Field of Search** ..... D1/102, 105, 118,  
D1/124, 199; D9/337-338, 500, 502-505,  
516, 529-530, 537-540, 544-546, 549,  
558; 215/11.1-11.6, 371, 375, 384; 220/660,  
662, 669, 675; D3/202; D7/510-511; D28/7;  
D24/197; D19/41-43

(56) **References Cited**

**U.S. PATENT DOCUMENTS**

D25,642 S	*	6/1896	Edgars	.....	D9/505
D209,482 S	*	12/1967	Noyes	.....	D9/503
D228,176 S	*	8/1973	Plummer	.....	D9/538
D240,711 S	*	7/1976	Angleman et al.	.....	D9/338
D241,011 S	*	8/1976	Pettengill	.....	D9/500
D241,319 S	*	9/1976	Hefkey et al.	.....	D9/503
D285,533 S	*	9/1986	Berish et al.	.....	D9/503
4,940,350 A	*	7/1990	Kim	.....	401/209

D319,580 S	*	9/1991	Cassai et al.	.....	D9/503
D344,212 S	*	2/1994	Morgan	.....	D7/608
D367,423 S	*	2/1996	Stanley	.....	D9/503 X
5,582,957 A	*	12/1996	Sirianni et al.	.....	215/371 X
D426,773 S	*	6/2000	Warner et al.	.....	D9/503
D430,232 S	*	8/2000	She	.....	D21/513
D459,216 S	*	6/2002	Heijdenrijk	.....	D9/338
D480,633 S	*	10/2003	Miranda	.....	D9/338

\* cited by examiner

*Primary Examiner*—Carol Rademaker

(74) *Attorney, Agent, or Firm*—Browdy and Neimark, P.L.L.C.

(57) **CLAIM**

The ornamental design for a combined candy dispensing container and cap, as shown and described.

**DESCRIPTION**

FIG. 1 is a perspective view of a combined candy dispensing container and cap showing my new design;

FIG. 2 is a front view thereof, the rear and side views being identical to the front view;

FIG. 3 is a bottom plan view thereof;

FIG. 4 is a top plan view thereof;

FIG. 5 is an exploded front view thereof; and,

FIG. 6 is a top plan view thereof, shown with the cap removed and at an enlarged scale.

The broken line shown in the drawings is for environmental purposes only and forms no part of the claimed design.

**1 Claim, 3 Drawing Sheets**

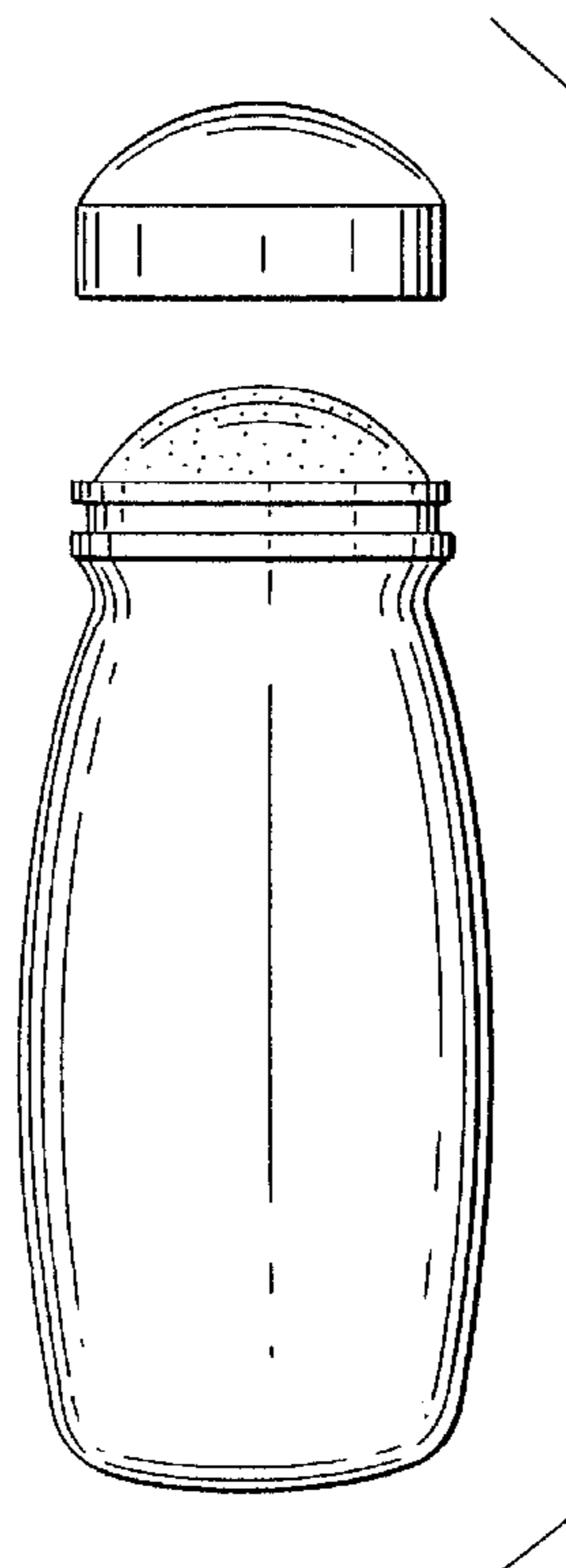


FIG. 2

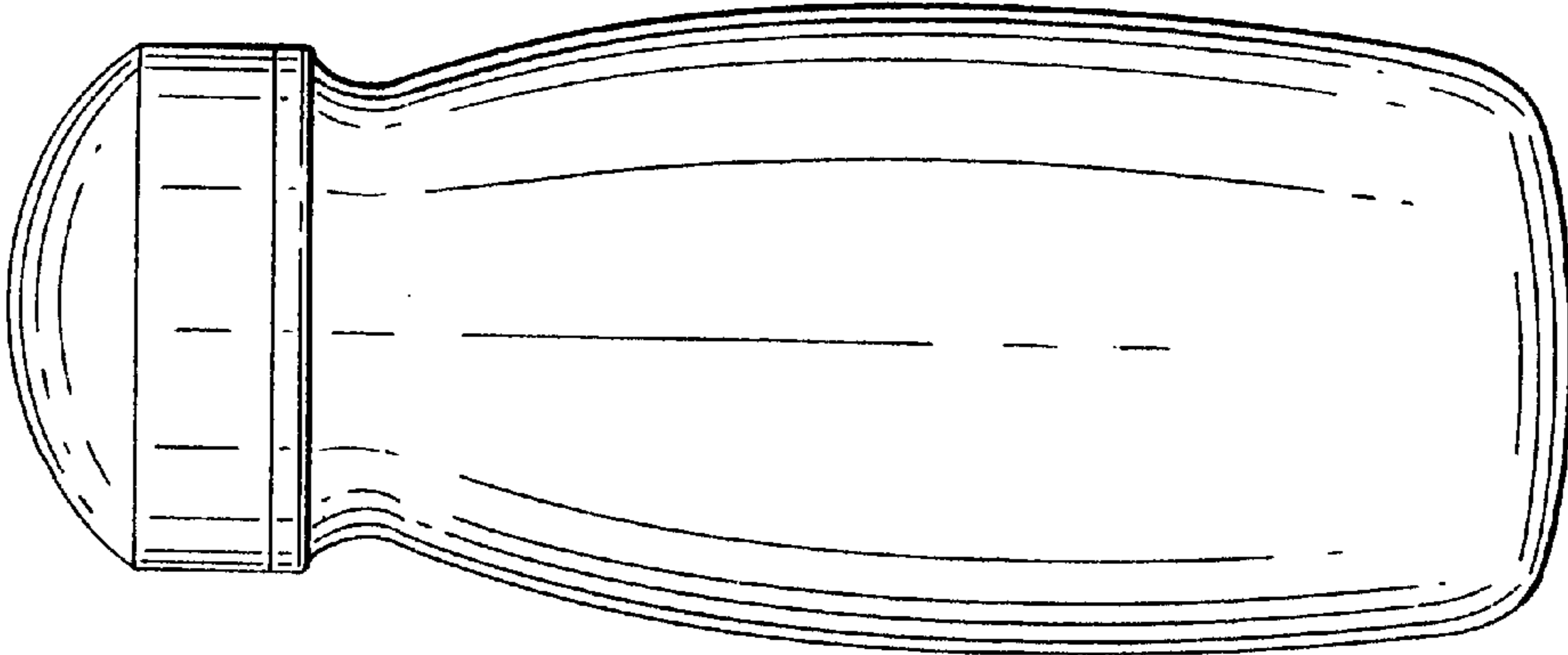
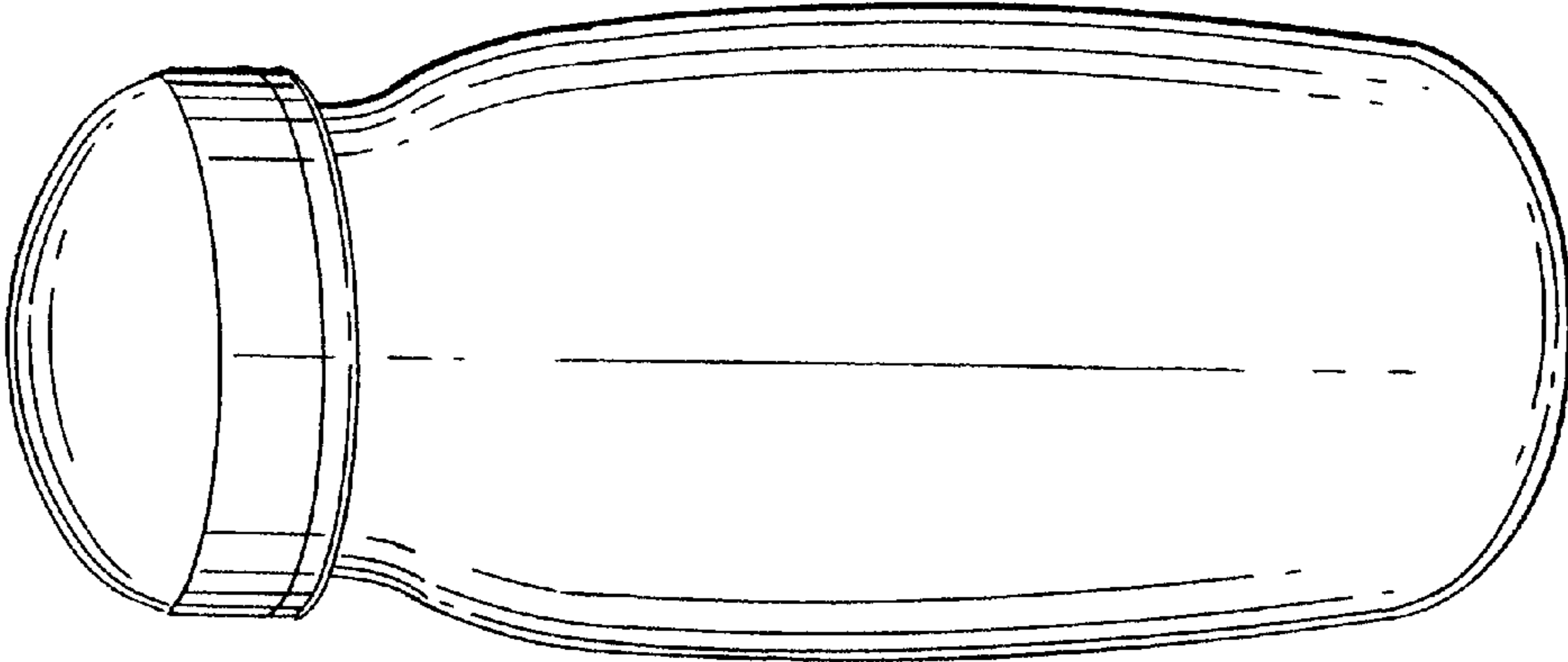
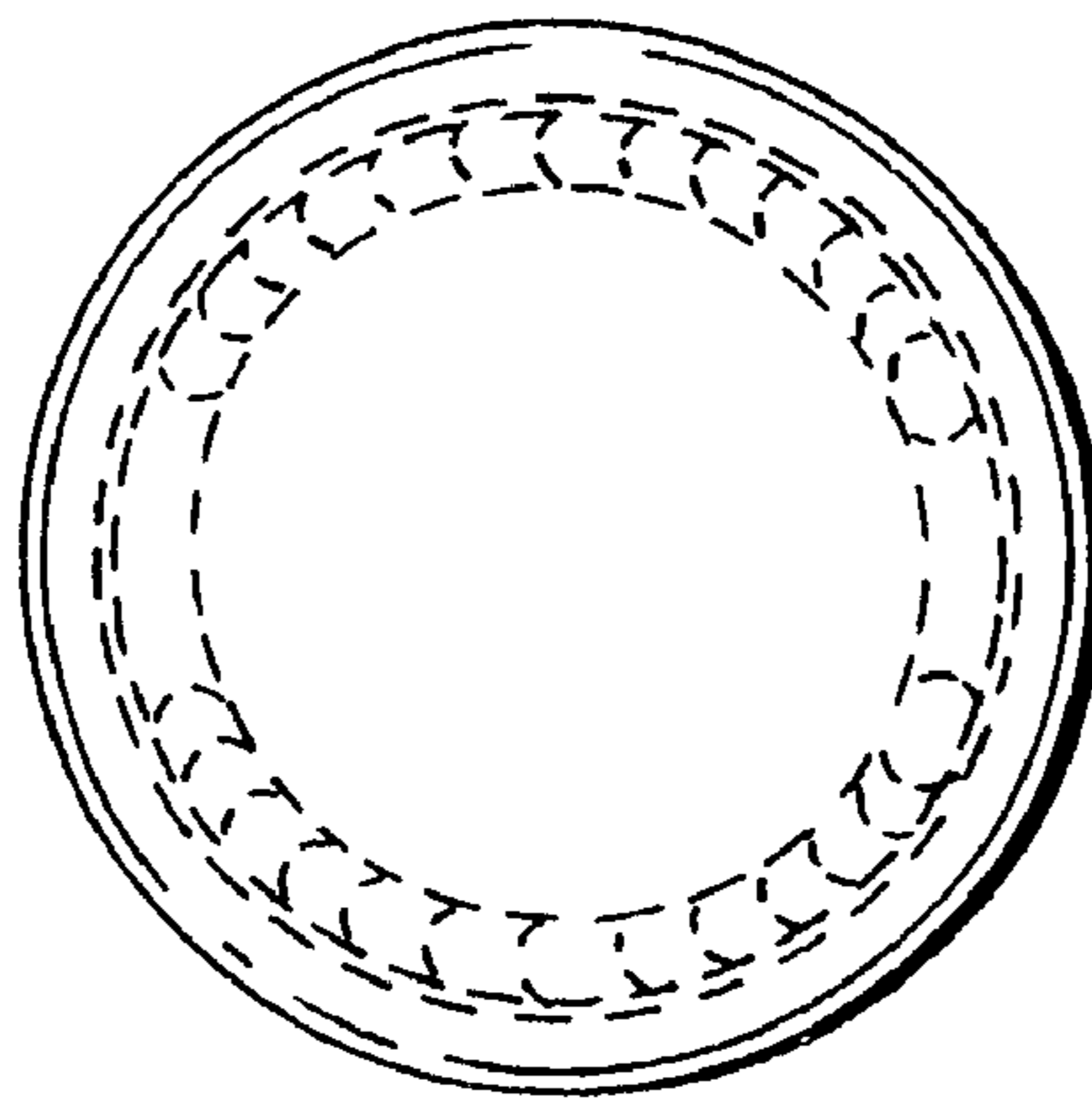


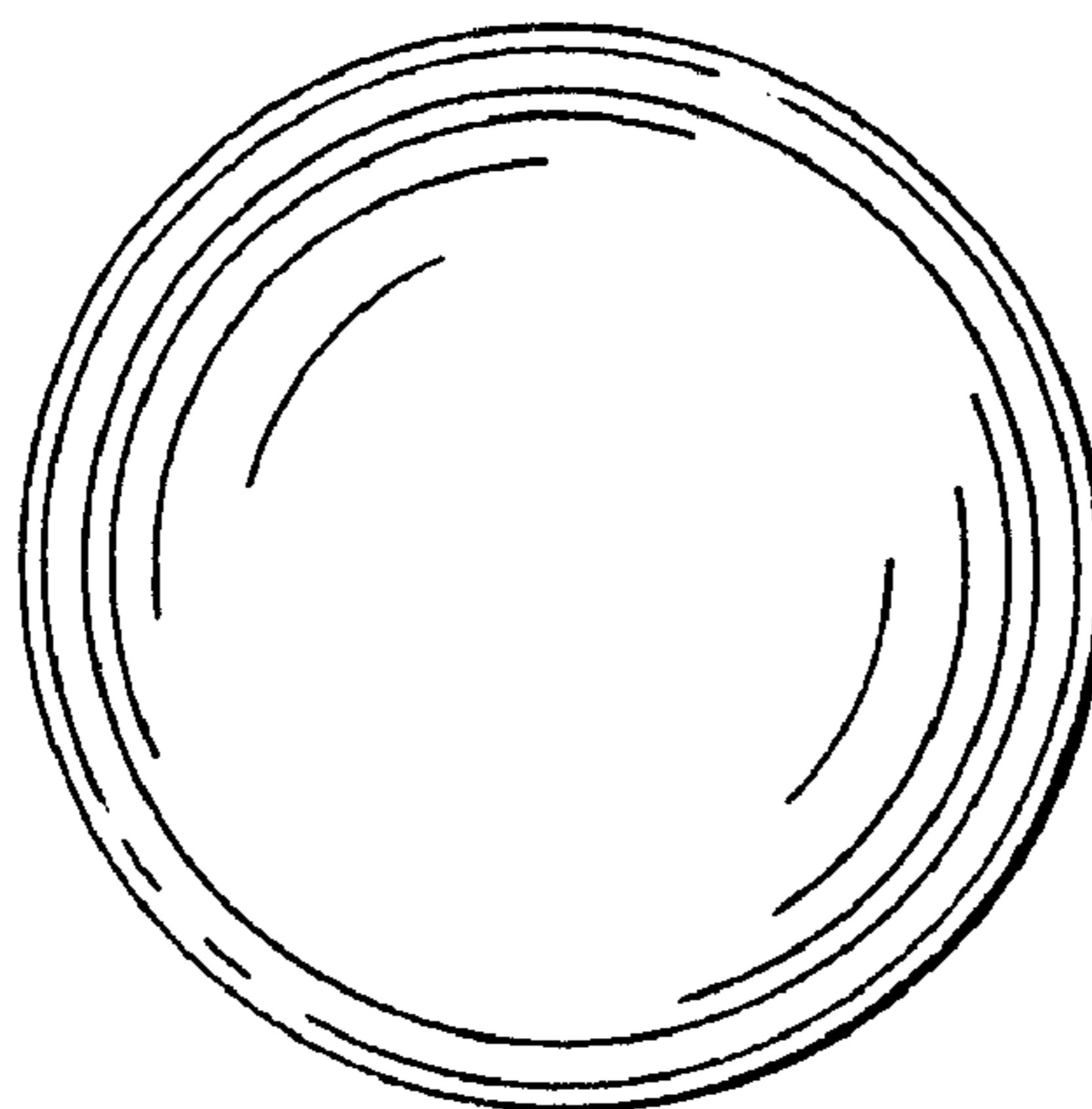
FIG. 1



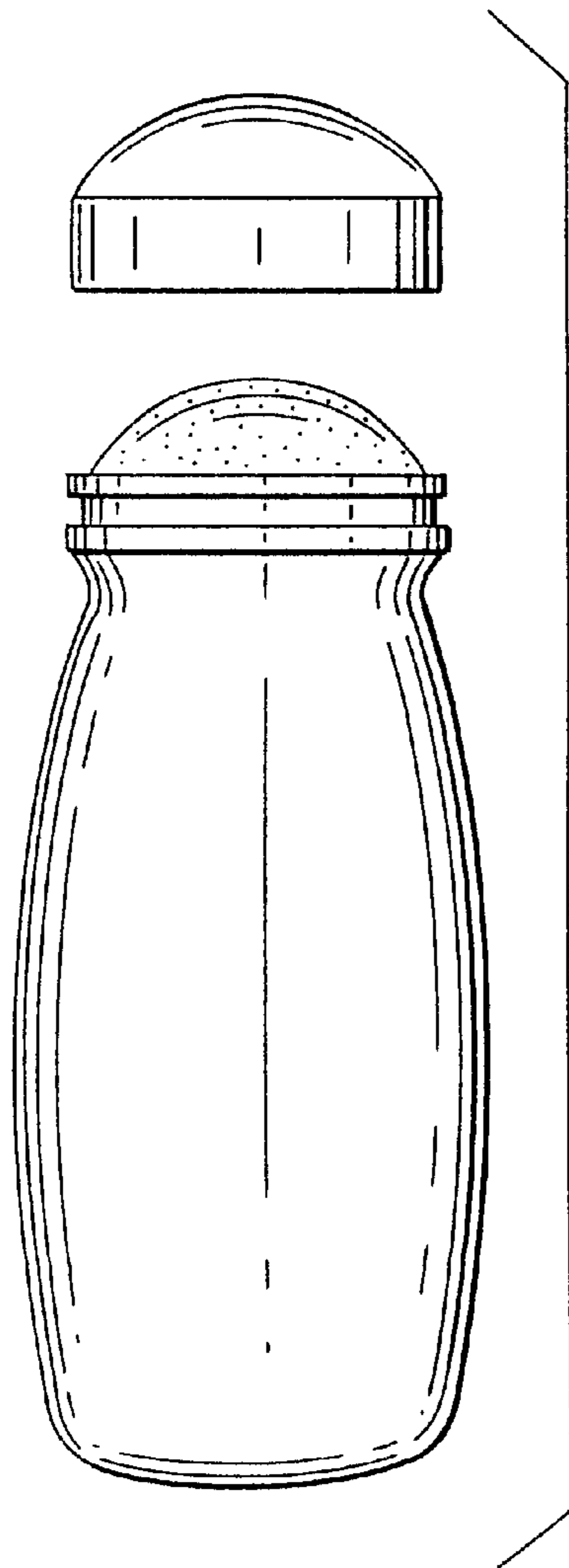
*FIG. 3*



*FIG. 4*



*FIG. 5*



*FIG. 6*

