



US00D502383S

(12) **United States Design Patent**
Underhill et al.

(10) **Patent No.:** **US D502,383 S**
(45) **Date of Patent:** **** Mar. 1, 2005**

(54) **ESCUTCHEON FOR A DEADBOLT**

(75) Inventors: **David Underhill**, Monument, CO (US);
Dario Pompeii, Colorado Springs, CO (US)

(73) Assignee: **The Steelworks Corporation**, Denver, CO (US)

(**) Term: **14 Years**

(21) Appl. No.: **29/198,745**

(22) Filed: **Feb. 3, 2004**

(51) **LOC (7) Cl.** **11-05**

(52) **U.S. Cl.** **D8/350**

(58) **Field of Search** D8/350-353; D6/550,
D6/546; D10/108, 109, 123; D13/177, 156;
174/66, 67, 53, 55

(56) **References Cited**

U.S. PATENT DOCUMENTS

D24,971 S	*	12/1895	Tyson	D8/404
D70,108 S	*	5/1926	Gottlicher	D8/350
D234,338 S	*	2/1975	Tegner et al.	D8/350
D246,696 S		12/1977	Clayton		
D251,543 S		4/1979	Pittenger		
D259,916 S		7/1981	Pittenger		
D277,933 S		3/1985	Valli		
D326,996 S	*	6/1992	Birch	D8/350
D363,204 S	*	10/1995	Ellis et al.	D8/301
D396,181 S	*	7/1998	Chang	D8/350
D472,794 S		4/2003	LaPlume et al.		

OTHER PUBLICATIONS

Brochure illustrating door lock escutcheons, Nostalgic Warehouse, on sale at least as early as Jan. 2003.

Catalog illustrating door lock escutcheons and door knobs, Nostalgic Warehouse, on sale at least as early as Jan. 2003, cover page, pp. 10, 11, 14, 15, 18, 19, 20.

* cited by examiner

Primary Examiner—Stella Reid

Assistant Examiner—Mark A. Goodwin

(74) *Attorney, Agent, or Firm*—Hahn Loeser & Parks LLP; Michael H. Minns

(57) **CLAIM**

The ornamental design for an escutcheon for a deadbolt, as shown and described.

DESCRIPTION

FIG. 1 is a perspective view of a first embodiment of an escutcheon for a deadbolt according to the present invention; FIG. 2 is a front view of the escutcheon for a deadbolt shown in FIG. 1, the rear being unornamented;


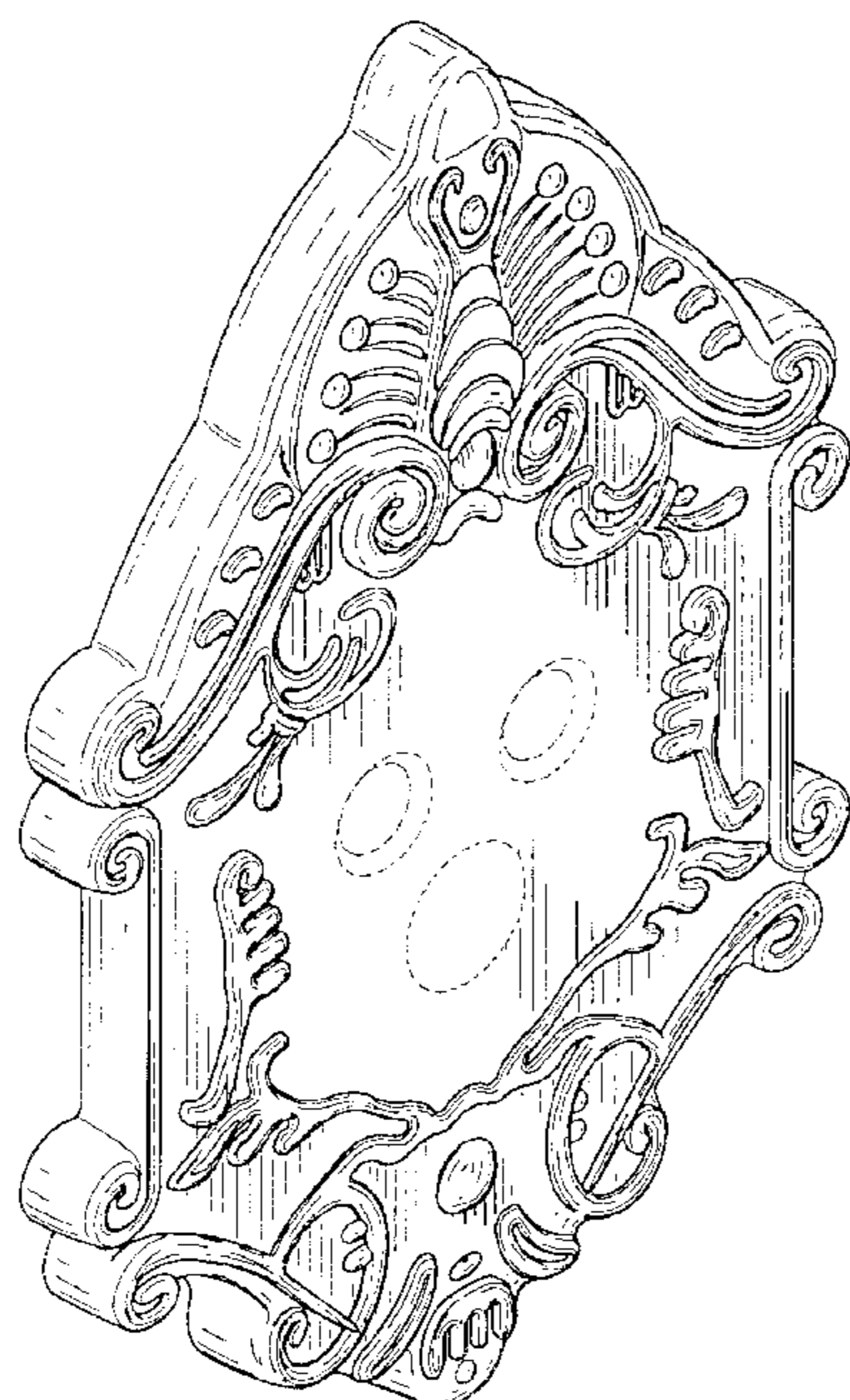
FIG. 3 is a left side view of the escutcheon for a deadbolt shown in FIG. 1, the right side view being a mirror image of the left side view;

FIG. 4 is a top view of the escutcheon for a deadbolt shown in FIG. 1; and,

FIG. 5 is a bottom view of the escutcheon for a deadbolt shown in FIG. 1.

The broken lines represent the bounds of the claimed design and form no part thereof.

1 Claim, 3 Drawing Sheets



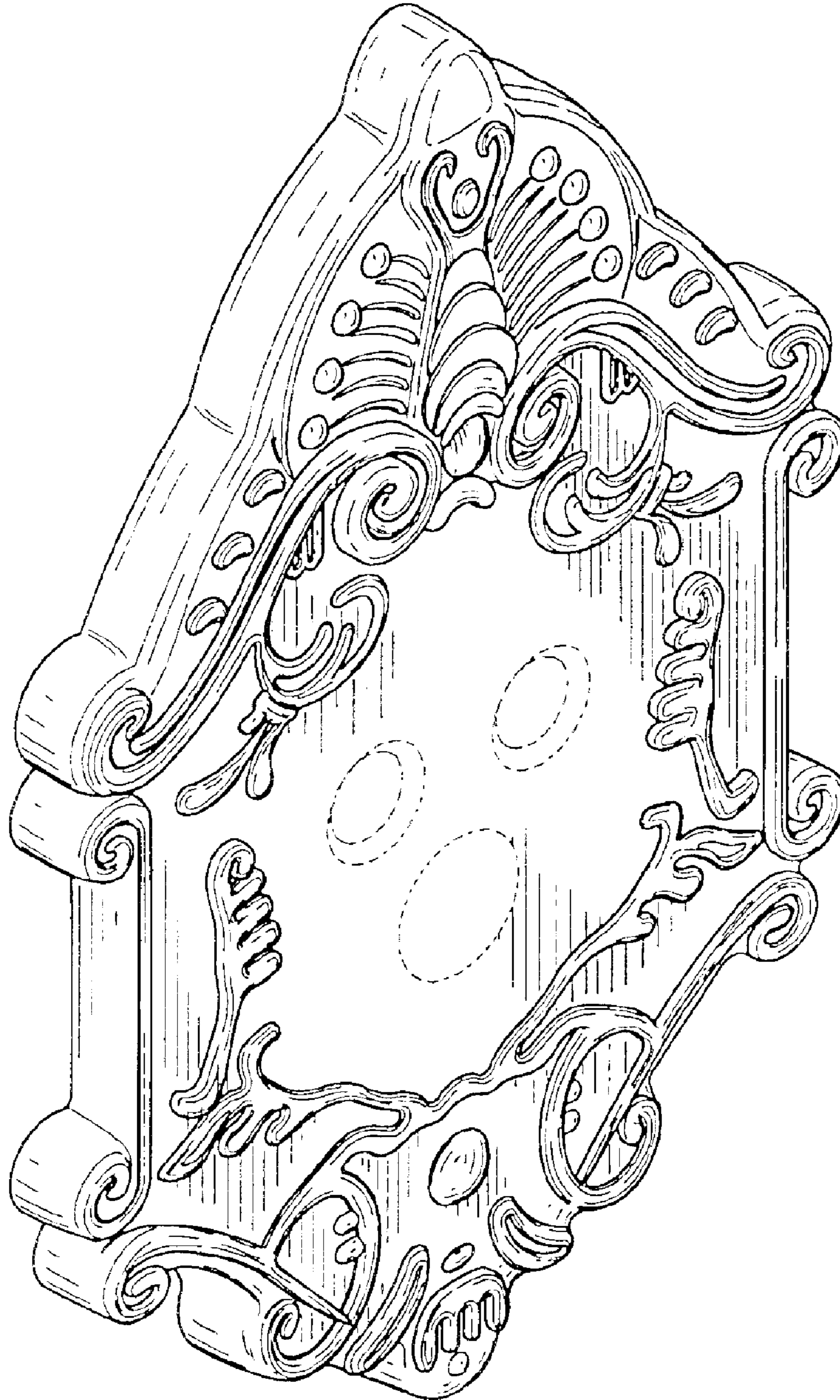


Fig.1




Fig.2




Fig.3

Fig.4

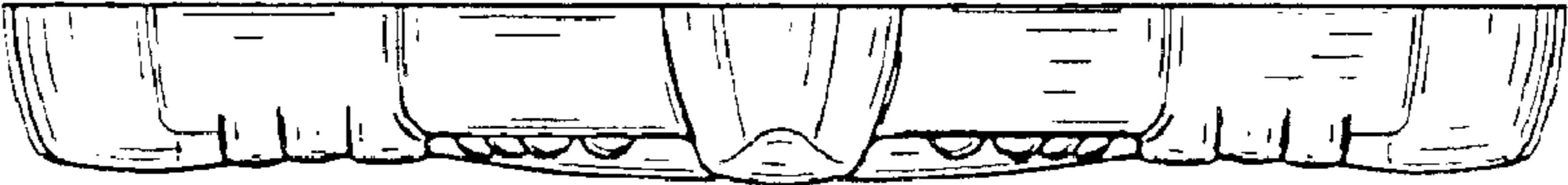


Fig.5

