

US00D502355S

(12) **United States Design Patent**
Levien

(10) **Patent No.:** **US D502,355 S**
(45) **Date of Patent:** **** Mar. 1, 2005**

(54) **HEAT-INSULATED JUG**
(75) **Inventor:** **Robin Levien**, London (GB)
(73) **Assignee:** **Fratelli Guzzini S.p.A.**,
Recanati-Macerata (IT)
(**) **Term:** **14 Years**

D171,202 S * 12/1953 Graham et al. D7/321
D195,685 S * 7/1963 Cornelius D7/317
5,265,767 A * 11/1993 Gustafson 222/475.1
D354,880 S * 1/1995 Huang D7/319
5,988,457 A * 11/1999 Andrew et al. 222/475.1
D453,280 S * 2/2002 Schulein D7/319
D458,795 S * 6/2002 Jørgensen D7/318

* cited by examiner

(21) **Appl. No.:** **29/198,492**
(22) **Filed:** **Jan. 30, 2004**
(30) **Foreign Application Priority Data**

Primary Examiner—Terry A. Wallace
(74) *Attorney, Agent, or Firm*—Hedman & Costigan, P.C.

Aug. 8, 2003 (EM) 63235

(57) **CLAIM**

The ornamental design for a heat-insulated jug, as shown and described.

(51) **LOC (7) Cl.** **07-01**
(52) **U.S. Cl.** **D7/317; D7/321**
(58) **Field of Search** D7/605, 608, 316–322;
62/457.1–457.9; 215/12.1, 12.2, 13.1; 220/592.16,
592.22, 592.27, 753; 222/465.1, 475.1,
566, 570, 571

DESCRIPTION

FIG. 1 is a top view of a heat-insulated jug, showing my new design;
FIG. 2 is a bottom view thereof;
FIG. 3 is a front view thereof;
FIG. 4 is a side view thereof;
FIG. 5 is a rear view thereof; and,
FIG. 6 is a perspective view thereof.

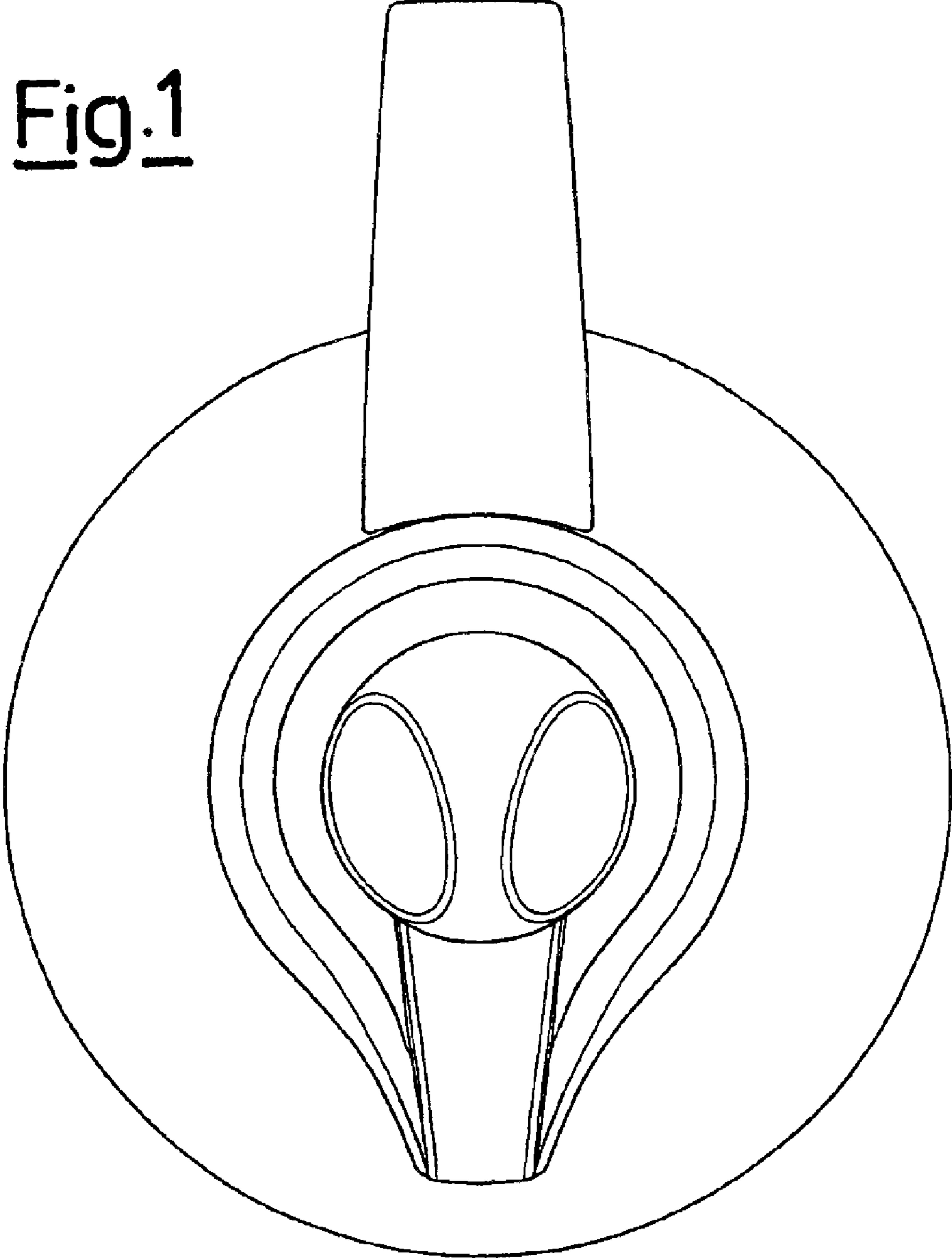
(56) **References Cited**
U.S. PATENT DOCUMENTS

D60,483 S * 2/1922 Altenberg D7/317

1 Claim, 6 Drawing Sheets



Fig.1



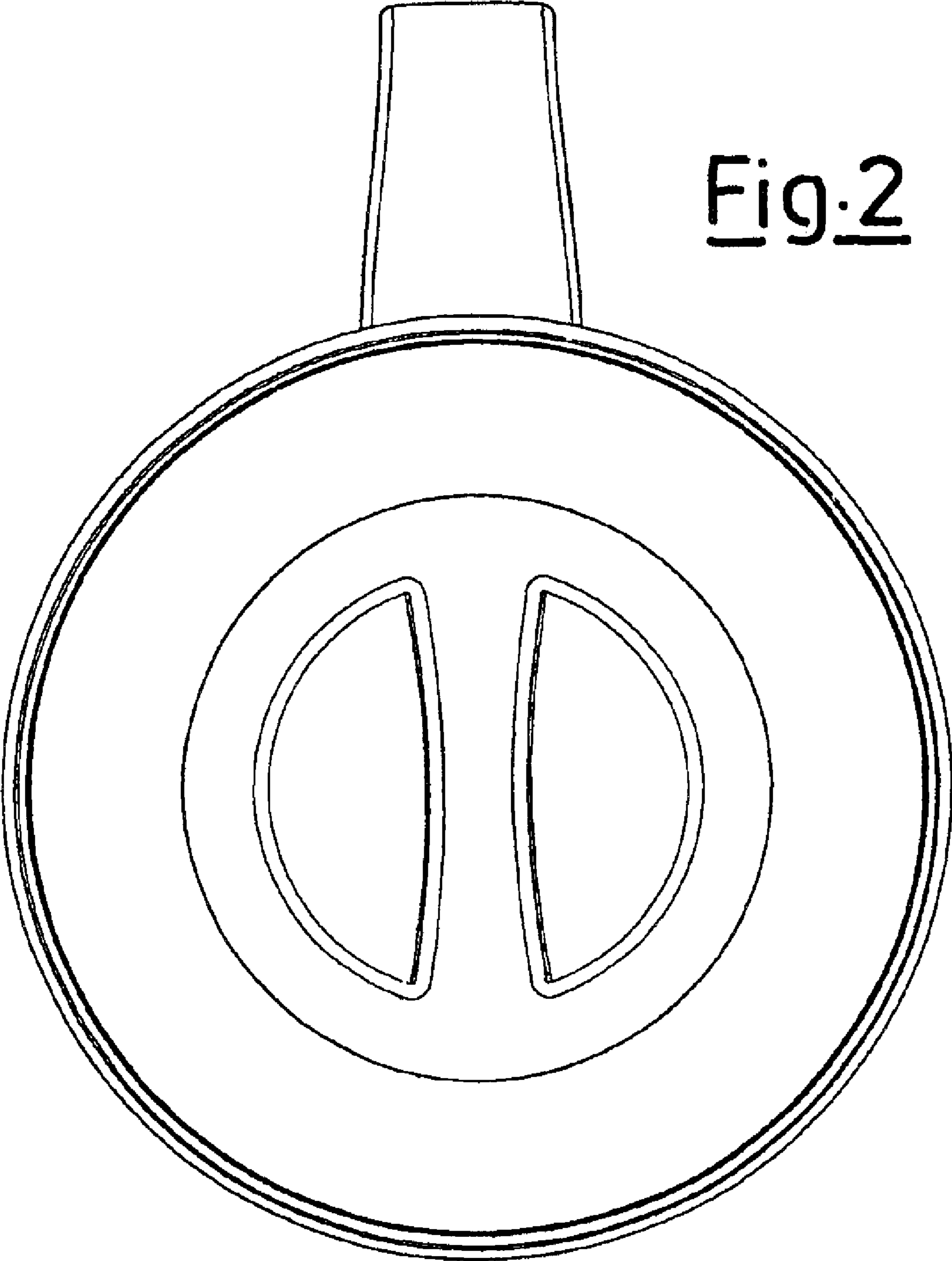


Fig. 2

Fig. 3

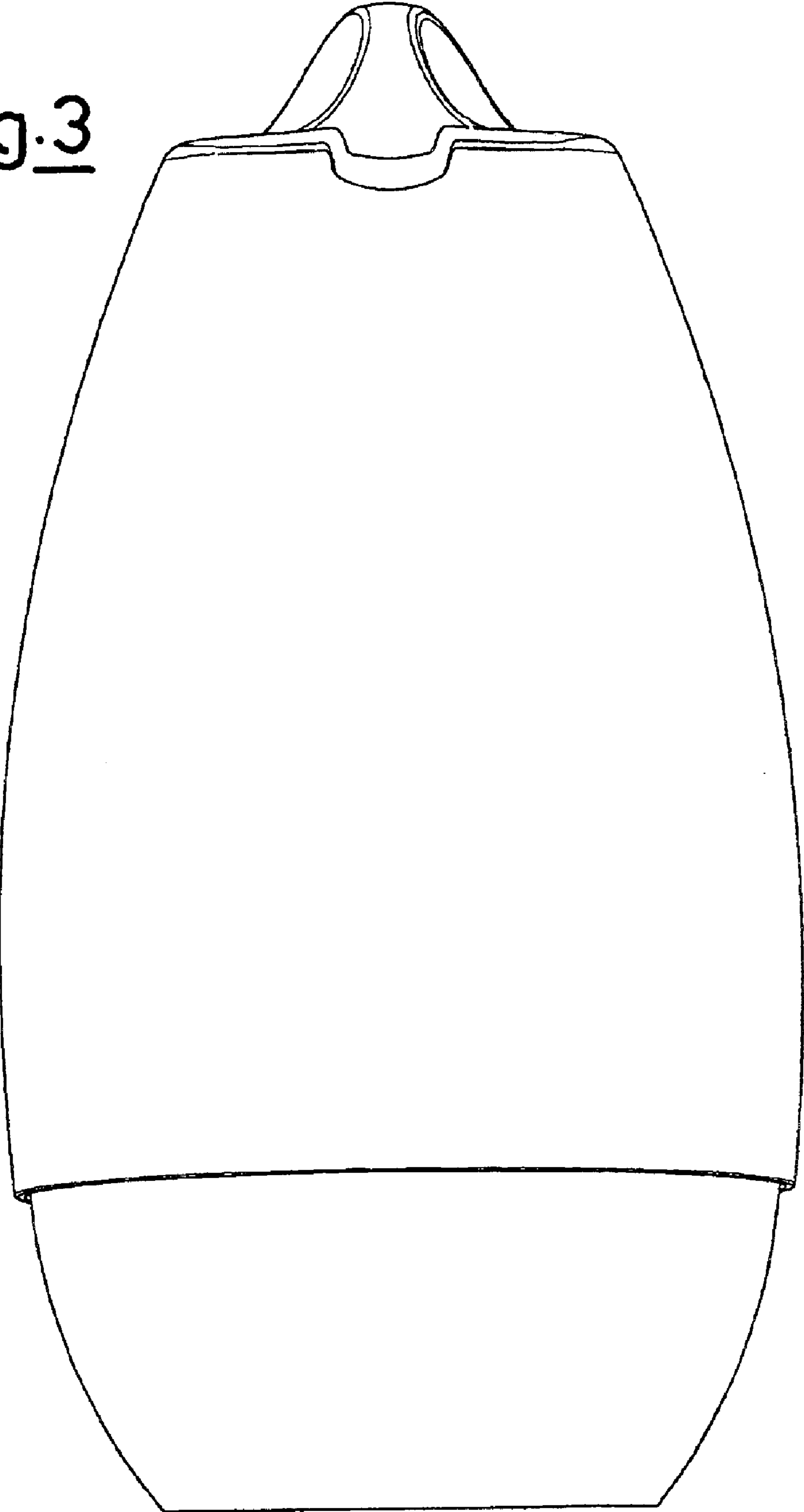


Fig. 4




Fig. 5

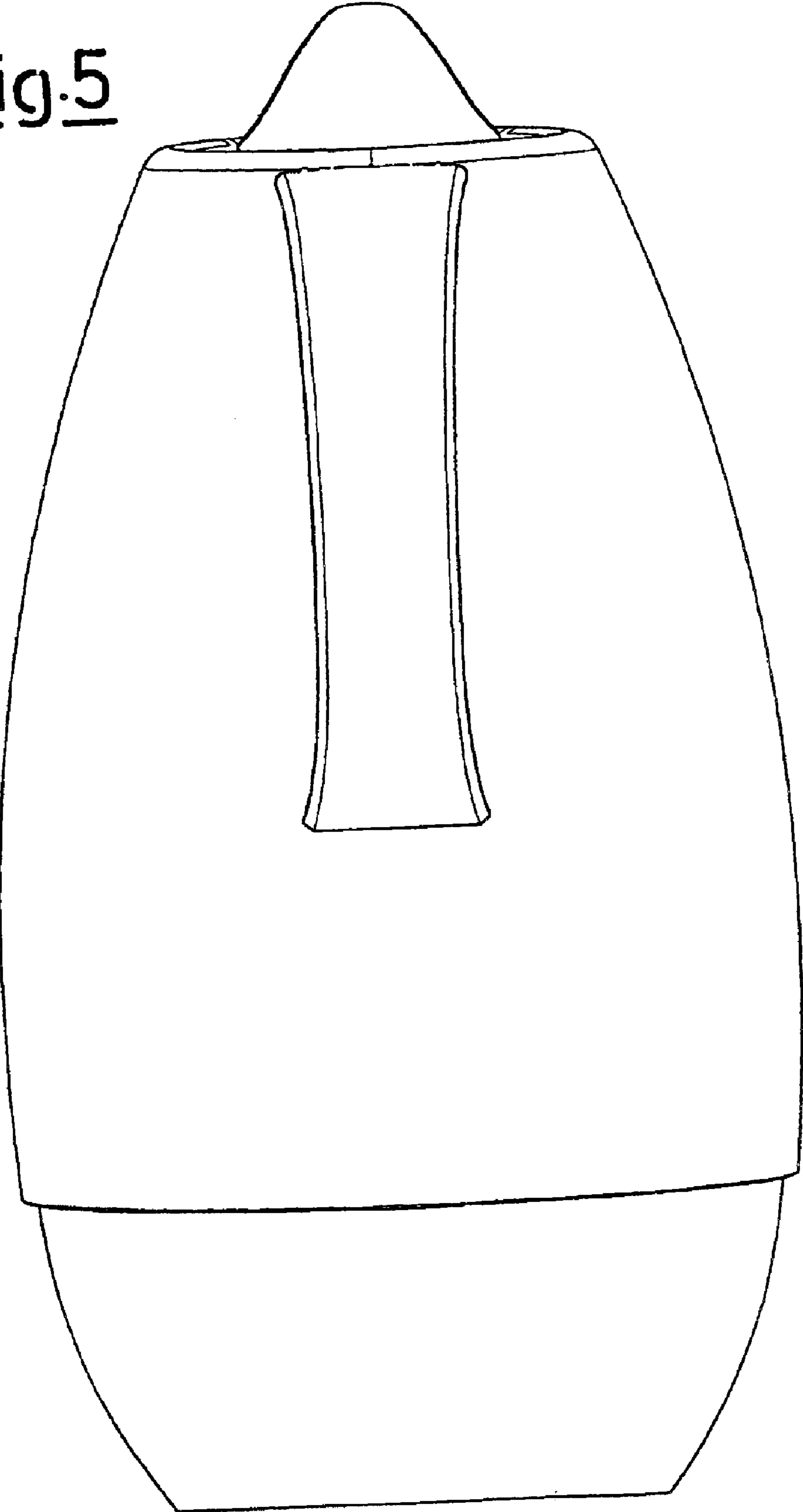


Fig. 6

