

US00D502347S

(12) **United States Design Patent**
Mendini

(10) **Patent No.: US D502,347 S**
(45) **Date of Patent: ** Mar. 1, 2005**

(54) **WALL DISPLAY FOR WATCHES**
(75) Inventor: **Francesco Mendini, Milan (IT)**
(73) Assignee: **Swatch AG, Bienne (CH)**
(**) Term: **14 Years**

D280,480 S * 9/1985 Bromley D6/559
D313,717 S * 1/1991 Odell D6/553
D355,791 S * 2/1995 Briley D6/553
D435,067 S * 12/2000 Shih D6/553
D458,782 S * 6/2002 Shea D6/567
D493,319 S * 7/2004 Lloyd-Morris D6/553

* cited by examiner

(21) Appl. No.: **29/198,447**
(22) Filed: **Jan. 29, 2004**

Primary Examiner—Brian N Vinson
(74) *Attorney, Agent, or Firm*—Collen IP; Donald J. Ranft

Related U.S. Application Data

(62) Division of application No. 29/165,218, filed on Aug. 7, 2002, now Pat. No. Des. 492,506.

(57) **CLAIM**

The ornamental design for a wall display for watches, as shown and described.

(30) **Foreign Application Priority Data**

Feb. 8, 2002 (WO) DM/058 855

DESCRIPTION

(51) **LOC (7) Cl.** **06-04**
(52) **U.S. Cl.** **D6/553**
(58) **Field of Search** D6/553, 559, 567,
D6/573; 211/1, 13.1, 85.2, 70.1, 71.01,
72, 86.01, 87.01; 248/176.1, 309.1, 902;
206/6.1, 461, 566


FIG. 1 is a front view of a wall display for watches;
FIG. 2 is a back view thereof;
FIG. 3 is a side view thereof;
FIG. 4 is a top view thereof;
FIG. 5 is a bottom view thereof; and,
FIG. 6 is a perspective view thereof.

(56) **References Cited**

U.S. PATENT DOCUMENTS

D123,752 S * 12/1940 Fox et al. D6/553

1 Claim, 1 Drawing Sheet






Figure 1




Figure 2




Figure 3




Figure 6




Figure 4




Figure 5