

US00D502339S

(12) **United States Design Patent**
O'Hare

(10) **Patent No.:** **US D502,339 S**
(45) **Date of Patent:** **** Mar. 1, 2005**

(54) **CABINET**

D441,214 S * 5/2001 Cain D6/436
D441,216 S 5/2001 Vaaler D6/436

(75) Inventor: **Timothy M. O'Hare**, Oak Ridge, NC
(US)

(73) Assignee: **Bernhardt, L.L.C.**, Lenior, NC (US)

(**) Term: **14 Years**

(21) Appl. No.: **29/200,580**

(22) Filed: **Mar. 1, 2004**

(51) **LOC (7) Cl.** **06-04**

(52) **U.S. Cl.** **D6/470; D6/439**

(58) **Field of Search** D6/436-439, 470;
312/204, 114

(56) **References Cited**

U.S. PATENT DOCUMENTS

D343,743 S	*	2/1994	Stone	D6/438
D367,570 S	*	3/1996	Walters et al.	D6/436
D372,375 S	*	8/1996	Walters et al.	D6/438
D373,263 S	*	9/1996	Keller	D6/436
D400,731 S	*	11/1998	Kasuli	D6/437
D401,783 S	*	12/1998	Schubert	D6/446

OTHER PUBLICATIONS

Photocopy of a cabinet from Ethan Allen Jun. 1994.
Photocopy of a cabinet from Thomasville 1998.

* cited by examiner

Primary Examiner—Cathron Brooks

(74) *Attorney, Agent, or Firm*—MacCord Mason PLLC

(57) **CLAIM**

The ornamental design for a cabinet, as shown and described.

DESCRIPTION


FIG. 1 is a front perspective view of a cabinet showing my new design;

FIG. 2 is a front view thereof; and,

FIG. 3 is a side view, the opposite side being a mirror image thereof.

The broken lines showing hardware are for illustrative purposes only and form no part of the claimed design.

1 Claim, 3 Drawing Sheets






FIG. 1




FIG. 2

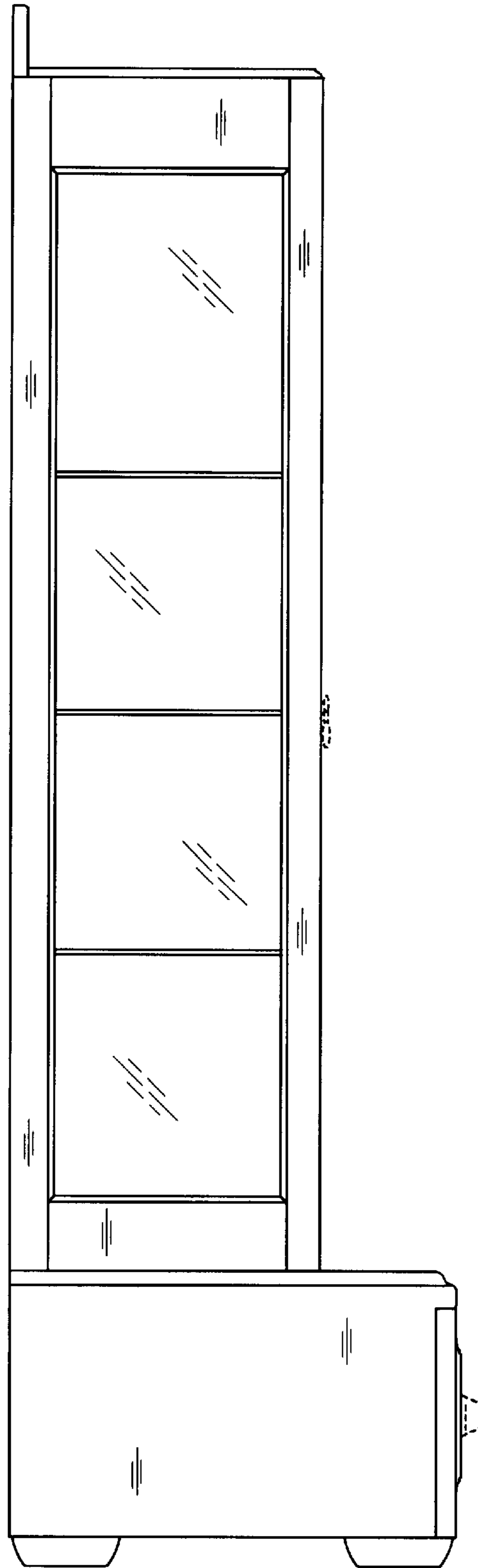


FIG. 3