

US00D502337S

(12) **United States Design Patent**  
**Mohundro**

(10) **Patent No.:** **US D502,337 S**  
(45) **Date of Patent:** **\*\* Mar. 1, 2005**

(54) **DRESSER**

(75) **Inventor:** **James Glenn Mohundro, Taichung (TW)**

(73) **Assignee:** **Pacific Marketing International Co., Ltd., Taichung (TW)**

(\*\*) **Term:** **14 Years**

(21) **Appl. No.:** **29/193,047**

(22) **Filed:** **Nov. 4, 2003**

(51) **LOC (7) Cl.** ..... **06-04**

(52) **U.S. Cl.** ..... **D6/446**

(58) **Field of Search** ..... D6/436-439, 441, D6/444-448; 312/114, 204, 224, 278-279

(56) **References Cited**

**U.S. PATENT DOCUMENTS**

D258,332 S \* 2/1981 Brown ..... D6/434  
D272,698 S \* 2/1984 Aulbert et al. .... D6/448

D374,783 S \* 10/1996 Keller et al. .... D6/444  
D405,984 S \* 2/1999 Zaidman ..... D6/445  
D406,202 S \* 3/1999 Zaidman ..... D6/439  
D433,845 S \* 11/2000 Wilson et al. .... D6/446

\* cited by examiner

*Primary Examiner*—Cathron Brooks

(74) *Attorney, Agent, or Firm*—Rosenberg, Klein & Lee


(57) **CLAIM**

The ornamental design for a dresser, as shown and described.

**DESCRIPTION**

FIG. 1 is a front-top perspective view of a dresser, showing my new design;  
FIG. 2 is a front elevational view thereof;  
FIG. 3 is a rear elevational view thereof;  
FIG. 4 is a left elevational view thereof; and  
FIG. 5 is a right elevational view thereof; and,  
FIG. 6 is a top plan view thereof.

**1 Claim, 5 Drawing Sheets**



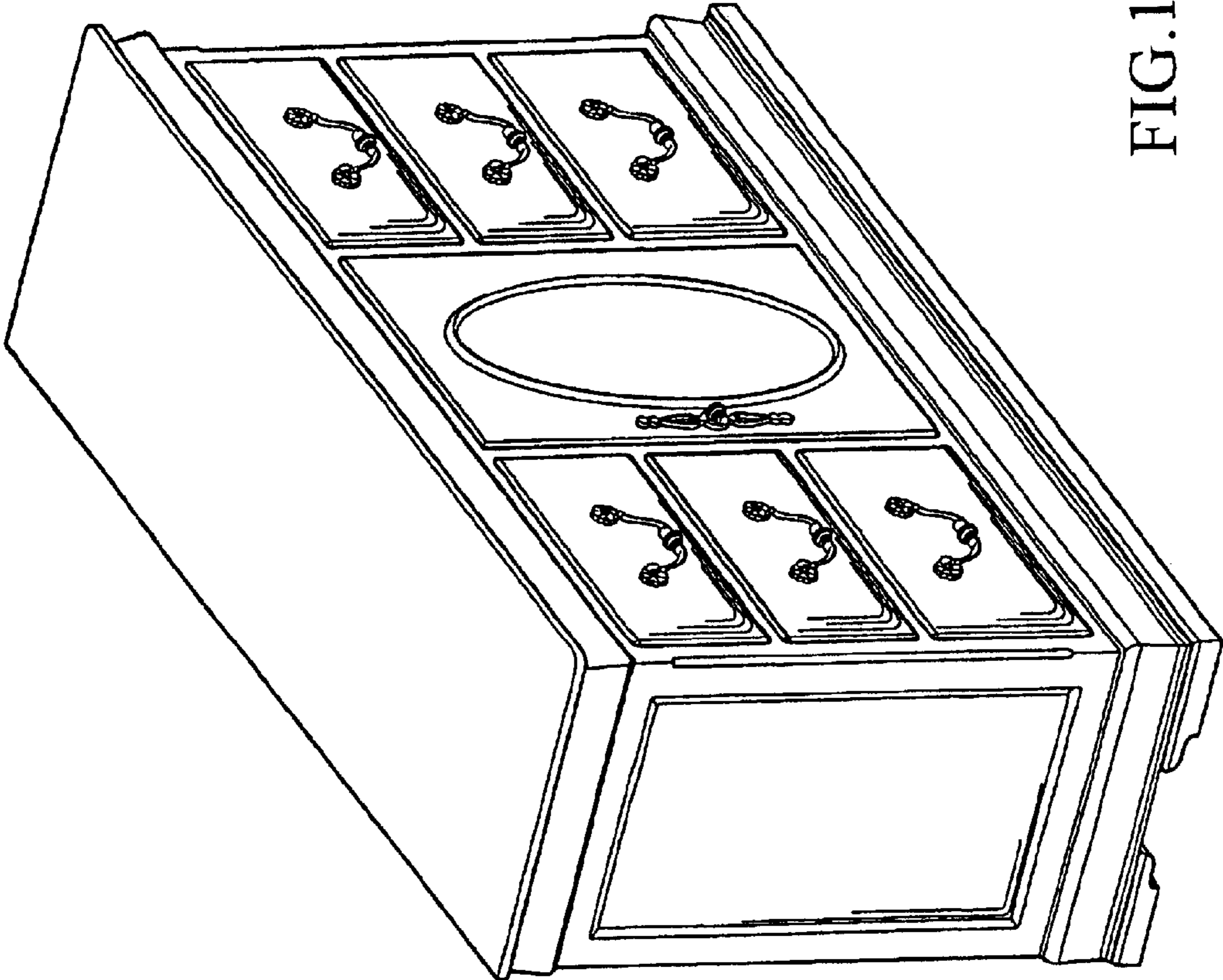


FIG.1




FIG.2




FIG.3




FIG.5




FIG.4




FIG.6