

US00D502308S

(12) **United States Design Patent**
Teague

(10) **Patent No.:** **US D502,308 S**
(45) **Date of Patent:** **** Mar. 1, 2005**

- (54) **SHOE OUTSOLE**
- (75) **Inventor:** **Jack Teague**, Danville, CA (US)
- (73) **Assignee:** **Ariat International, Inc.**, Union City, CA (US)
- (**) **Term:** **14 Years**
- (21) **Appl. No.:** **29/198,587**
- (22) **Filed:** **Jan. 29, 2004**
- (51) **LOC (7) Cl.** **02-04**
- (52) **U.S. Cl.** **D2/957; D2/954**
- (58) **Field of Search** D2/947, 950-957, D2/959, 960; 36/3 B, 22 R, 25 R, 30 R, 32 A, 32 R, 35 R, 59 R, 59 C, 67 A, 67 B, 7.6, 7.7, 24.5, 114, 37

- D346,480 S 5/1994 Davidson
- D348,148 S 6/1994 Limauro
- D351,718 S 10/1994 Novy
- D365,921 S * 1/1996 von Conta et al. D2/959
- D373,896 S 9/1996 Parker
- D377,411 S * 1/1997 Murray D2/953
- D392,445 S 3/1998 Tresser
- D395,743 S 7/1998 Ryan
- D401,043 S 11/1998 Truelsen
- D404,899 S * 2/1999 von Conta D2/957
- D405,594 S 2/1999 Toshikazu
- D418,662 S * 1/2000 Bergmans D2/926
- D427,755 S 7/2000 Tresser

OTHER PUBLICATIONS

U.S. Appl. No. 29/198,485, Andrews-Kramer, filed Jan. 29, 2004.
U.S. Appl. No. 29/198,490, Andrews-Kramer, filed Jan. 29, 2004.

* cited by examiner

Primary Examiner—Celia A. Murphy
(74) *Attorney, Agent, or Firm*—Carr & Farrell LLP

(56) **References Cited**

U.S. PATENT DOCUMENTS

- D15,185 S 8/1884 Brooks
- D69,440 S * 2/1926 Church D2/954
- 1,583,812 A 5/1926 Surridge, Jr.
- D92,853 S * 7/1934 Martel D2/955
- 2,155,166 A 4/1939 Kraft
- D259,595 S 6/1981 Famolare, Jr.
- 4,624,062 A 11/1986 Autry
- D287,902 S 1/1987 Forsyth
- 4,724,624 A 2/1988 Duclos
- D307,816 S 5/1990 Schneider
- D323,058 S 1/1992 Chow
- D332,690 S * 1/1993 Truelsen D2/954
- 5,203,097 A 4/1993 Blair
- D335,572 S 5/1993 Peterson
- D335,762 S 5/1993 Peterson
- D335,953 S 6/1993 Tyng
- 5,237,758 A 8/1993 Zachman
- D338,996 S 9/1993 Issler et al.
- D343,272 S 1/1994 James

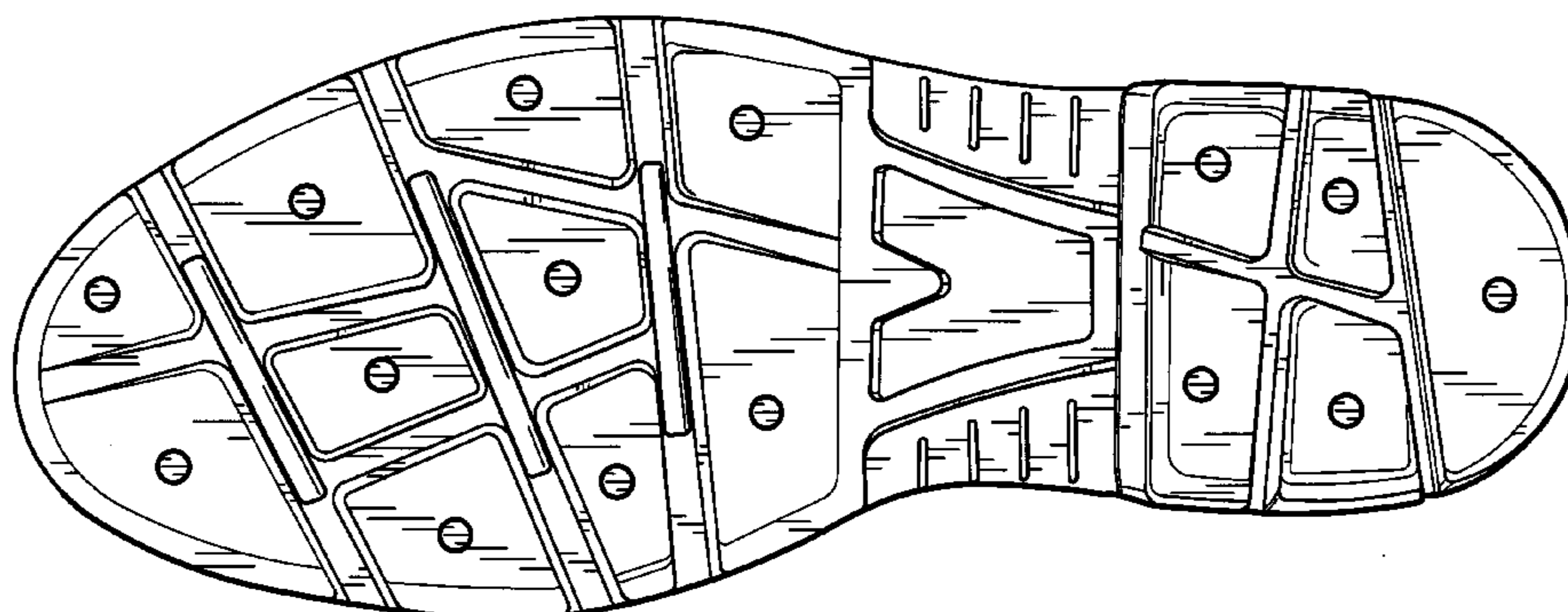
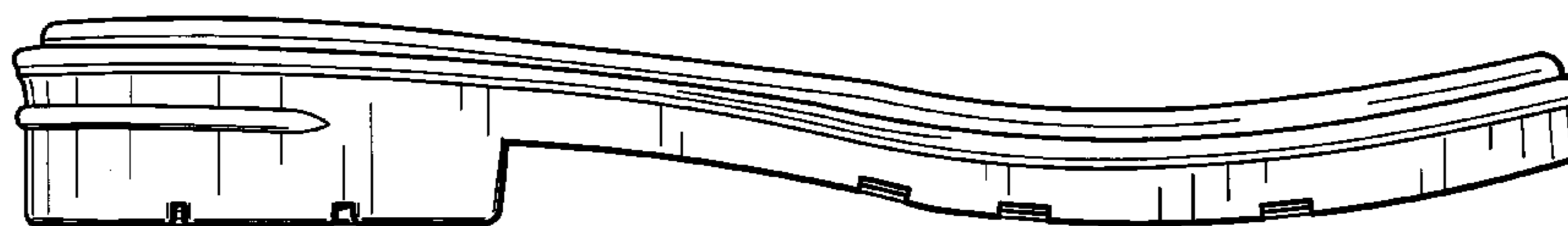
(57) **CLAIM**

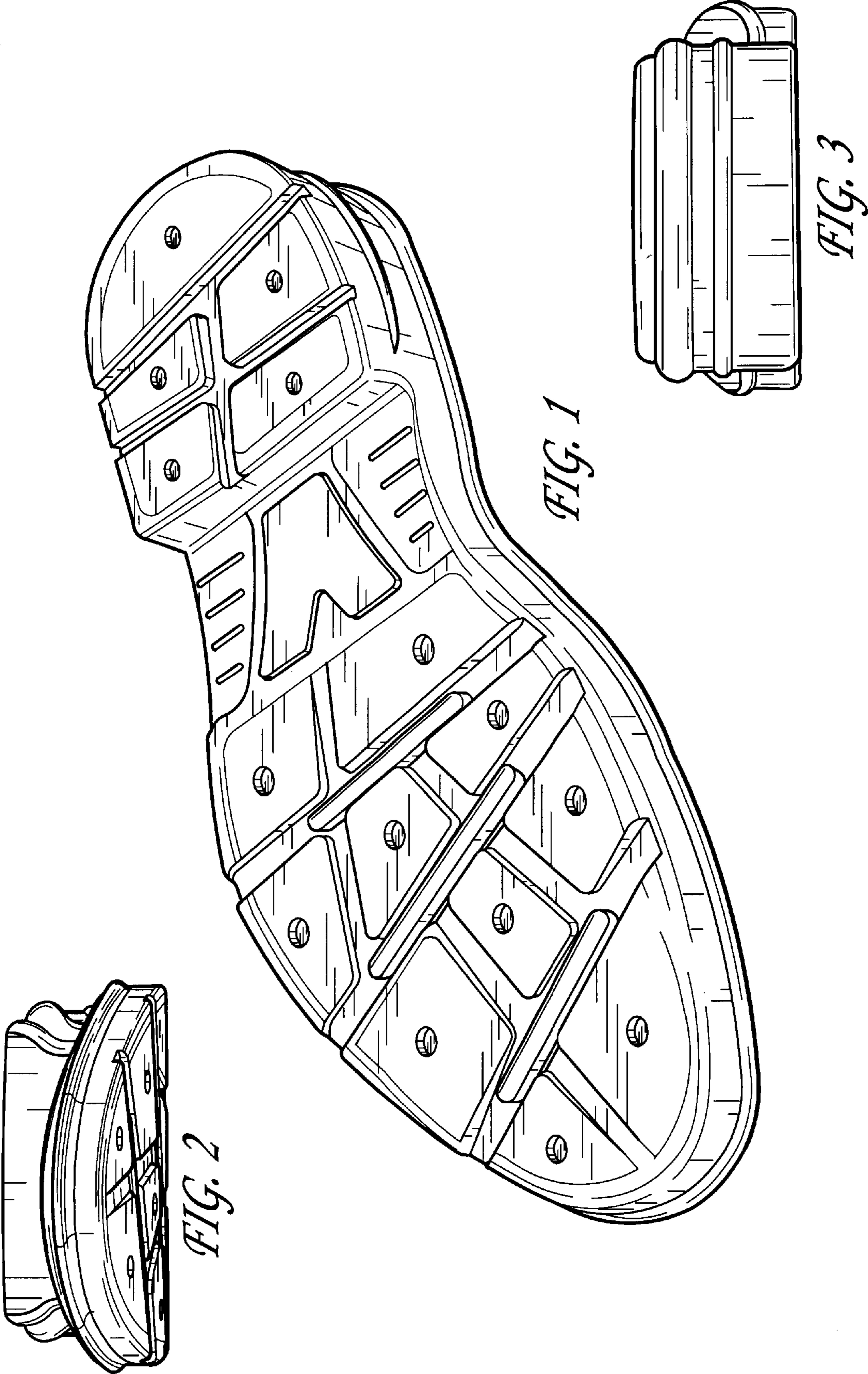
The ornamental design for the shoe outsole, as shown and described.

DESCRIPTION

FIG. 1 is a perspective view of a shoe outsole showing my new design;
FIG. 2 is a front view of the shoe outsole of FIG. 1;
FIG. 3 is a rear view of the shoe outsole of FIG. 1;
FIG. 4 is a right side view of the shoe outsole of FIG. 1;
FIG. 5 is a left side view of the shoe outsole of FIG. 1;
FIG. 6 is a bottom view of the shoe outsole of FIG. 1; and,
FIG. 7 is a top view of the shoe outsole of FIG. 1.

1 Claim, 3 Drawing Sheets





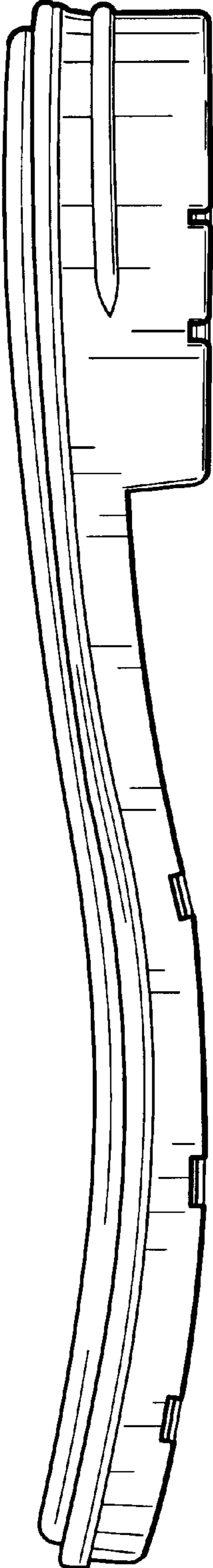


FIG. 4

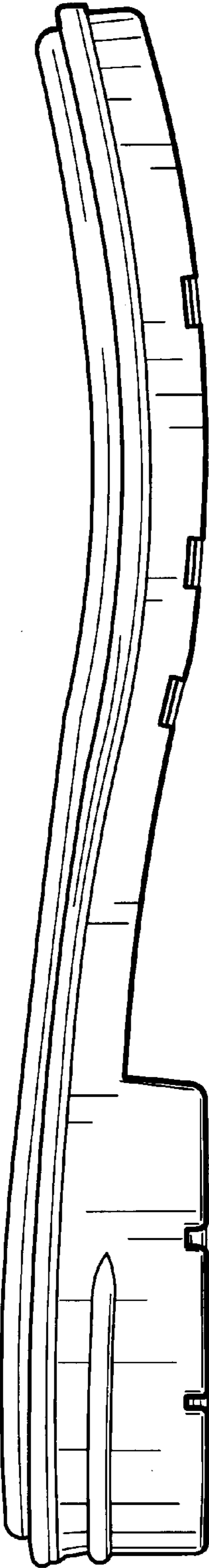


FIG. 5

