

US00D502307S

(12) **United States Design Patent** (10) **Patent No.:** **US D502,307 S**  
**Ontiveros** (45) **Date of Patent:** **\*\* Mar. 1, 2005**

(54) **LOWER LEG AND FOOT OVERLAY**

D311,090 S \* 10/1990 Dunnigan ..... D2/911  
D344,589 S \* 2/1994 Kilbey ..... D24/192  
D357,345 S \* 4/1995 Cheatwood et al. .... D2/901  
D388,174 S \* 12/1997 Stano ..... D24/192  
D391,742 S \* 3/1998 Bogdanski ..... D2/909

(75) Inventor: **Mike Ontiveros**, San Diego, CA (US)

(73) Assignee: **Rubie's Costume Co., Inc.**, Richmond Hill, NY (US)

(\*\*) Term: **14 Years**

**FOREIGN PATENT DOCUMENTS**

GB 2083770 \* 5/1999

(21) Appl. No.: **29/194,175**

\* cited by examiner

(22) Filed: **Nov. 19, 2003**

*Primary Examiner*—Charles A. Rademaker  
(74) *Attorney, Agent, or Firm*—Levisohn, Berger & Langsam LLP

**Related U.S. Application Data**

(63) Continuation-in-part of application No. 10/692,429, filed on Oct. 22, 2003.

(51) **LOC (7) Cl.** ..... **02-04**

(52) **U.S. Cl.** ..... **D2/898**; D24/192

(58) **Field of Search** ..... D2/898, 899, 897, D2/901, 981, 946; D24/190, 192; 623/27, 31, 33, 43, 45, 48; 36/1, 2 R, 132, 136

(57) **CLAIM**

The ornamental design for a lower leg and foot overlay, as shown.

**DESCRIPTION**

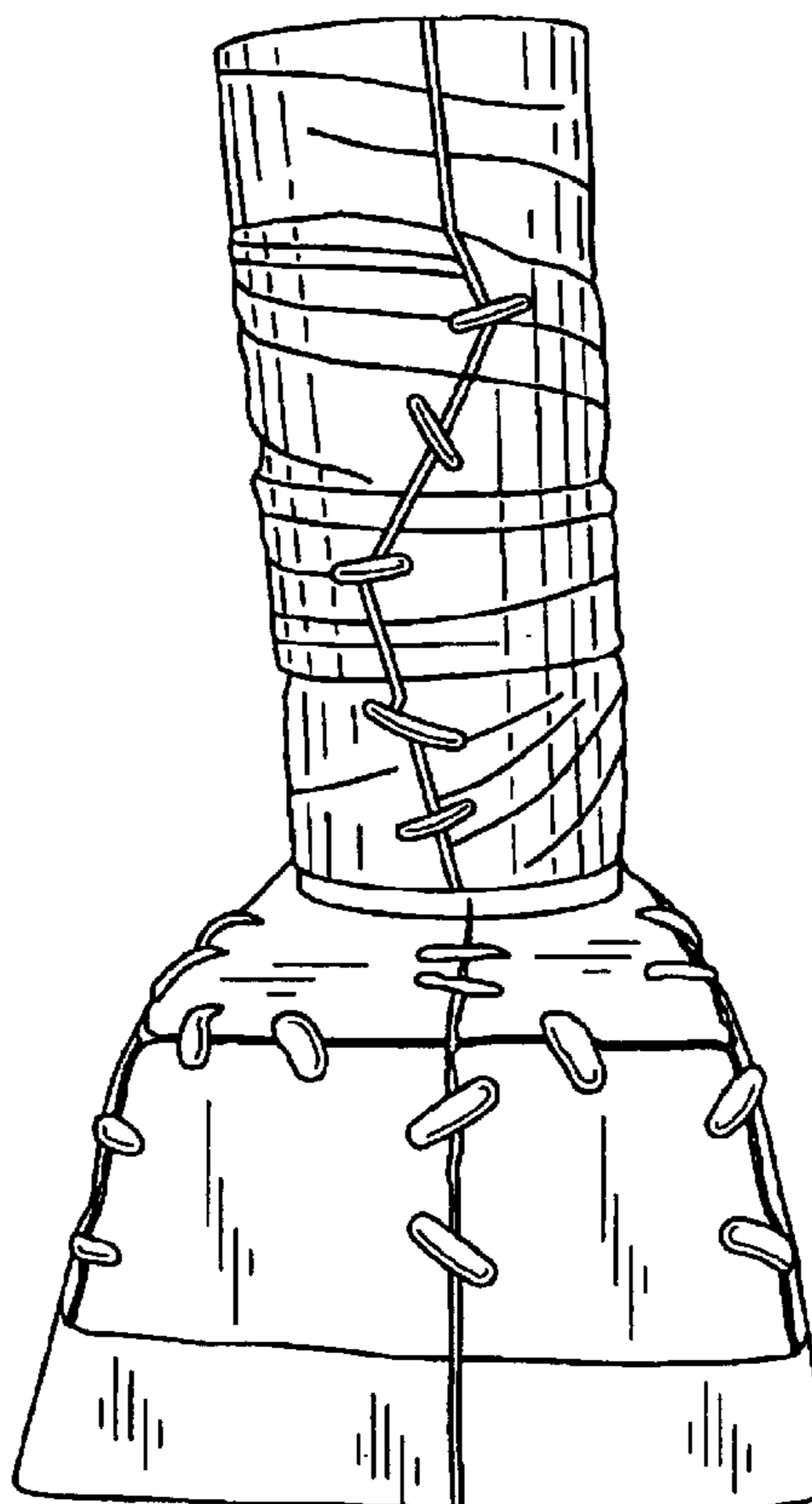
FIG. 1 is a front perspective view of a lower leg and foot overlay showing my new design;  
FIG. 2 is a front elevation thereof;  
FIG. 3 is a rear elevation thereof;  
FIG. 4 is a right side elevation thereof;  
FIG. 5 is a left side elevation thereof; and,  
FIG. 6 is a top plan view thereof.

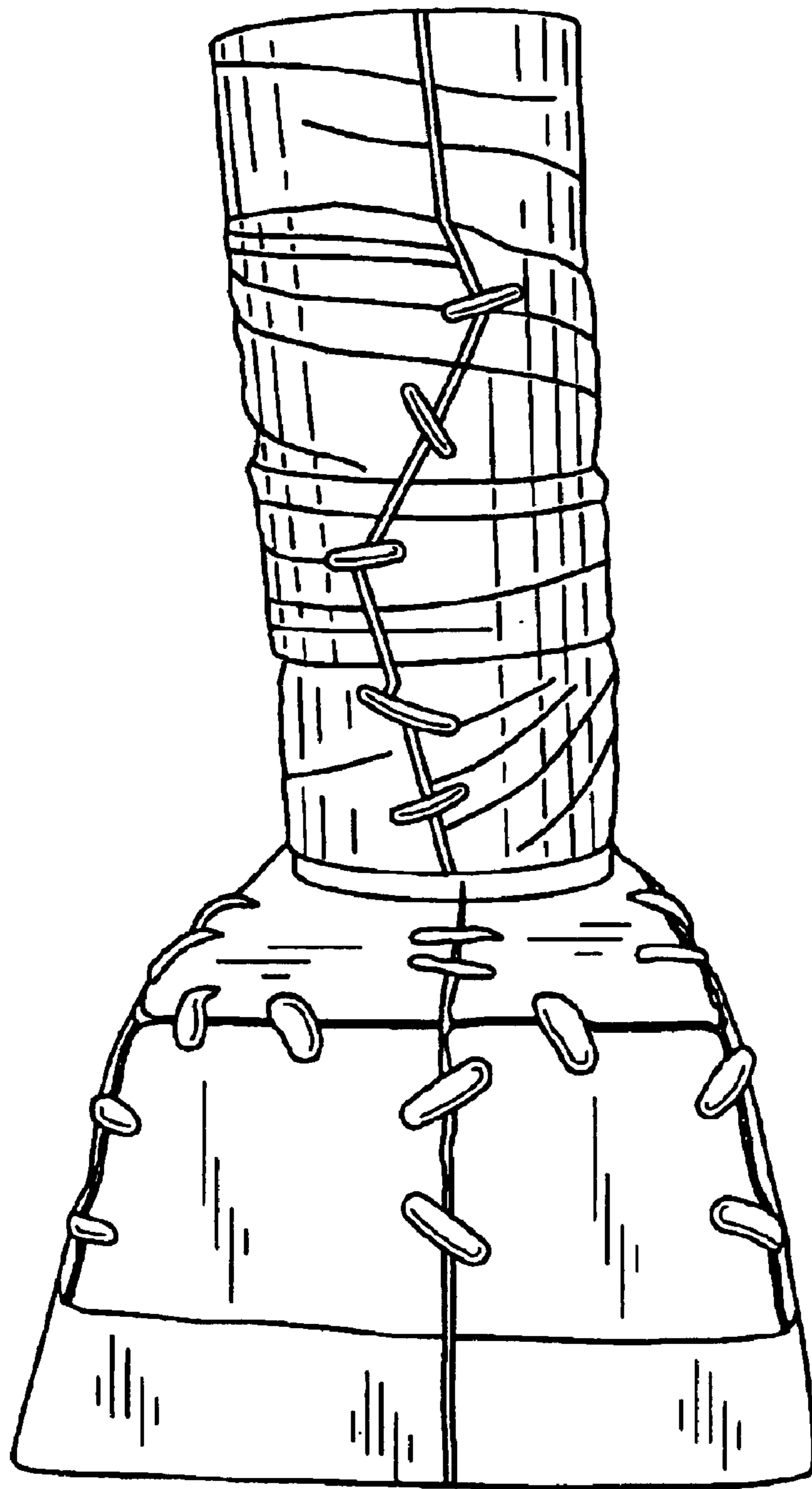
(56) **References Cited**

**U.S. PATENT DOCUMENTS**

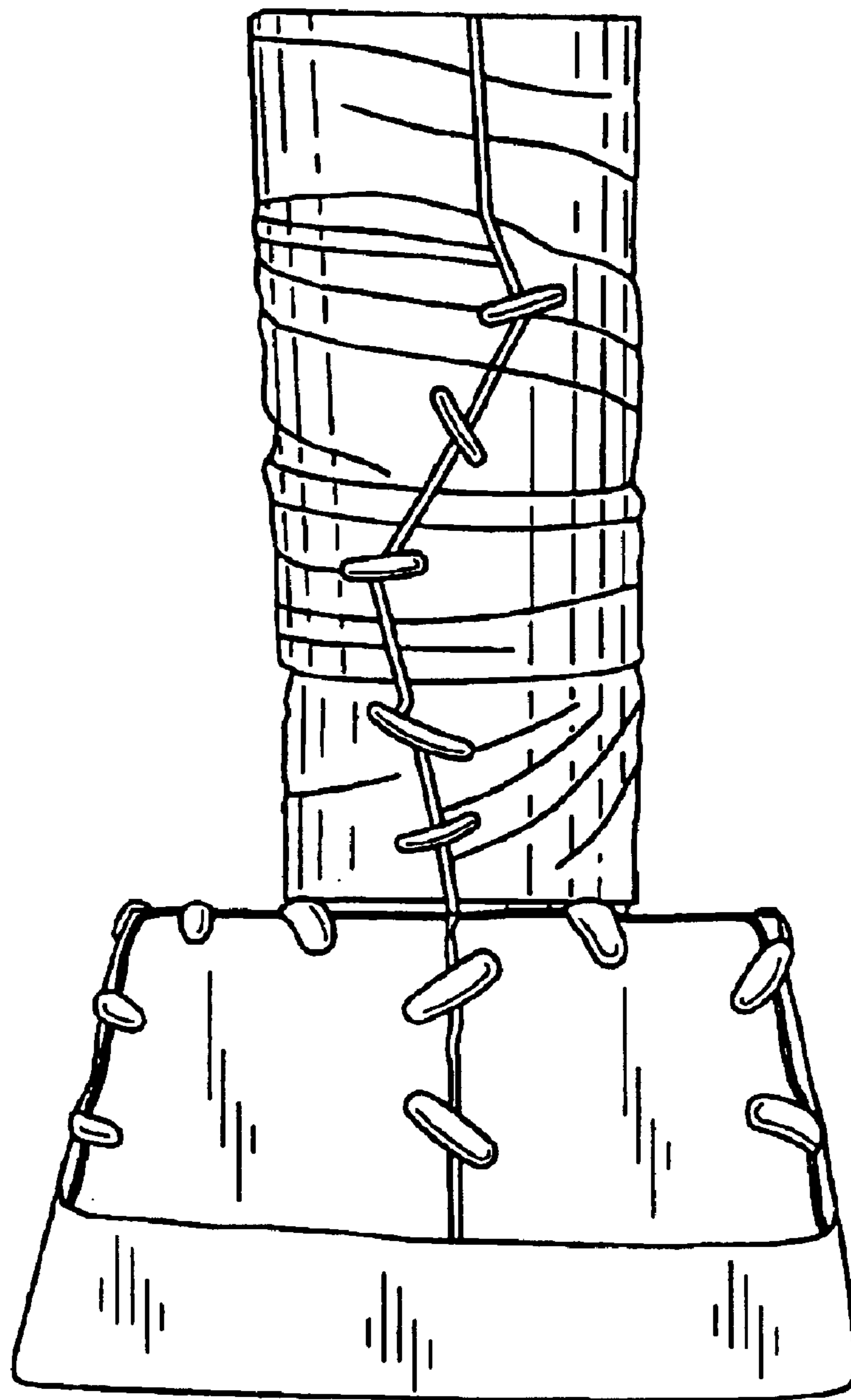
D272,281 S \* 1/1984 Alush ..... D24/192  
D278,478 S \* 4/1985 Reeher et al. .... D2/901  
D290,302 S \* 6/1987 Campbell ..... D2/901  
D309,019 S \* 7/1990 Holden ..... D24/192

**1 Claim, 6 Drawing Sheets**






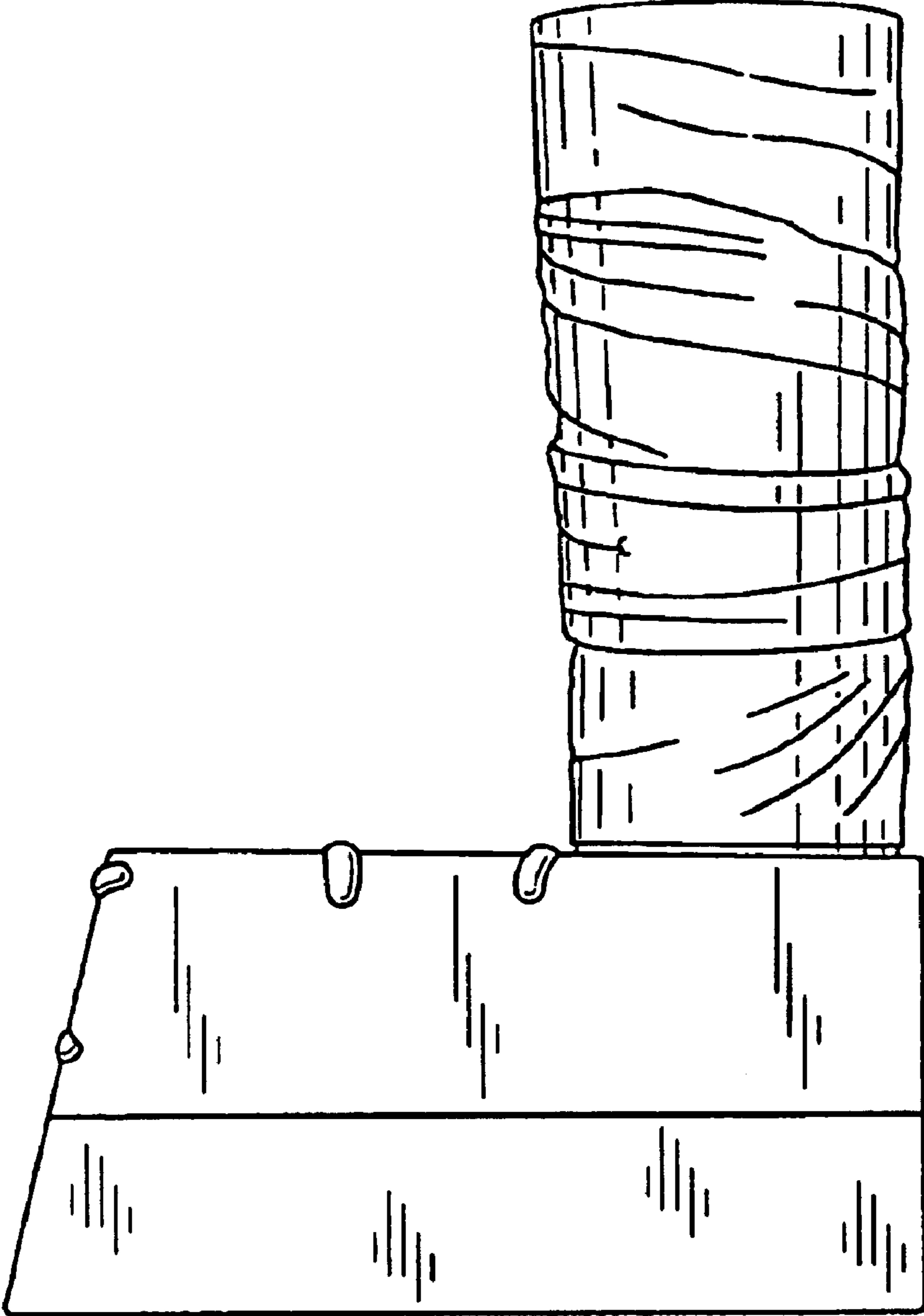
*FIG. 1*



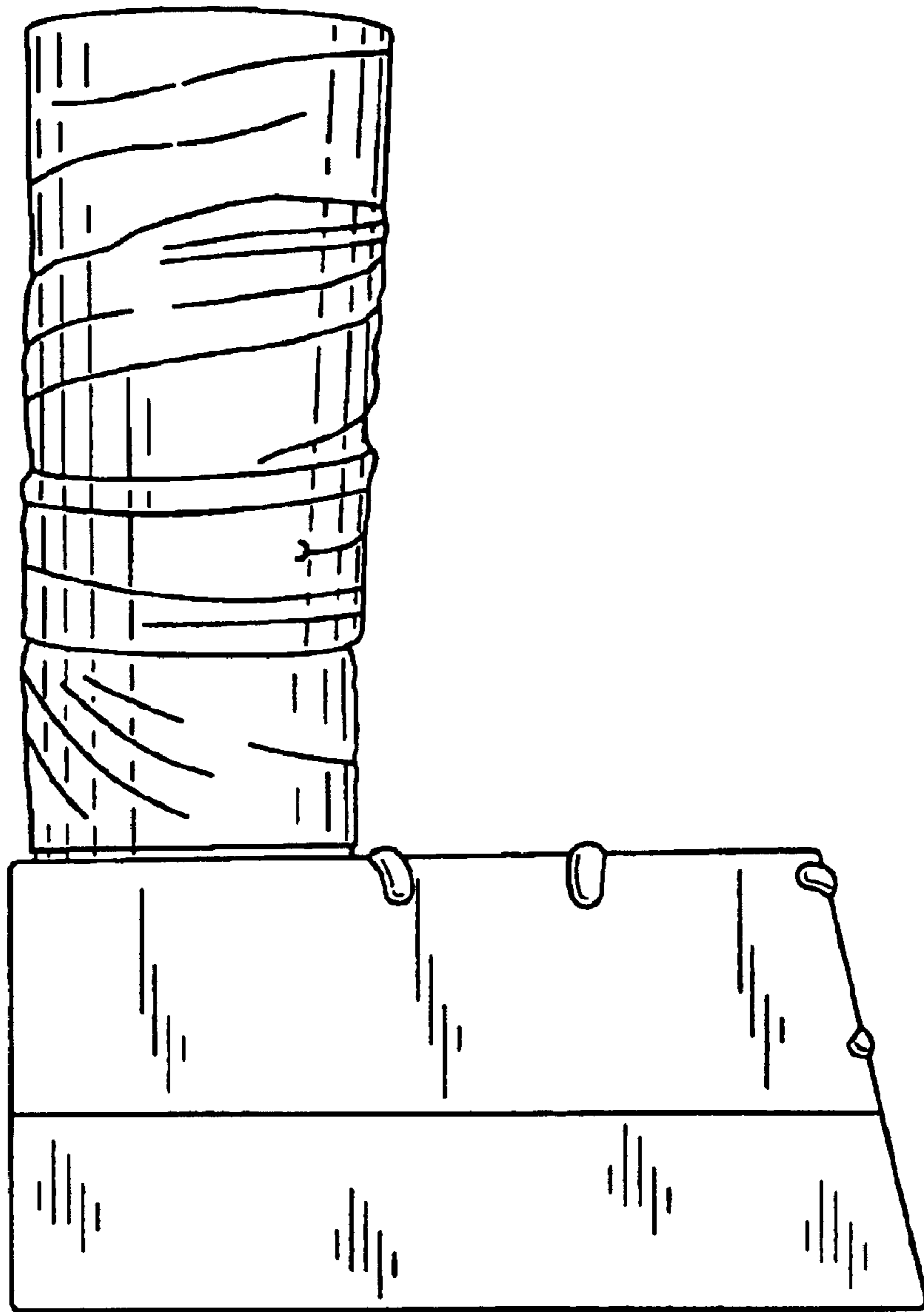
*FIG. 2*




*FIG. 3*



*FIG. 4*



*FIG. 5*



**FIG. 6**