

US00D502290S

(12) **United States Design Patent**
Eddinger et al.

(10) **Patent No.:** **US D502,290 S**
(45) **Date of Patent:** **** Feb. 22, 2005**

(54) **HAIR COMB**
(75) Inventors: **Michael Eddinger**, Rock Falls, IL
(US); **Raymond A. Nielsen**, Sterling, IL
(US); **Scott A. Melton**, Erie, IL (US)

(73) Assignee: **Wahl Clipper Corporation**, Sterling,
IL (US)

(**) Term: **14 Years**

(21) Appl. No.: **29/204,331**

(22) Filed: **Apr. 28, 2004**

(51) **LOC (7) Cl.** **28-03**

(52) **U.S. Cl.** **D28/29**

(58) **Field of Search** D28/28, 29, 30;
132/126-142, 219, 149, 160

(56) **References Cited**

U.S. PATENT DOCUMENTS

1,624,753 A * 4/1927 Moreno 132/139
1,675,754 A * 7/1928 Grom 132/139
2,292,357 A * 8/1942 Berry 132/139

2,348,339 A * 5/1944 Golden 132/142
2,481,403 A * 9/1949 Di Zazzo 132/124
3,568,688 A * 3/1971 Dobuski 132/139
D280,349 S * 8/1985 Creamer D28/29
D471,669 S * 3/2003 Kim et al. D28/29

* cited by examiner

Primary Examiner—Lucy Lieberman

(74) *Attorney, Agent, or Firm*—Greer, Burns & Crain, Ltd.

(57) **CLAIM**

The ornamental design for a hair comb, as shown and described.

DESCRIPTION

FIG. 1 is a perspective view of a hair comb showing our new design;

FIG. 2 is a top view of the hair comb of FIG. 1;

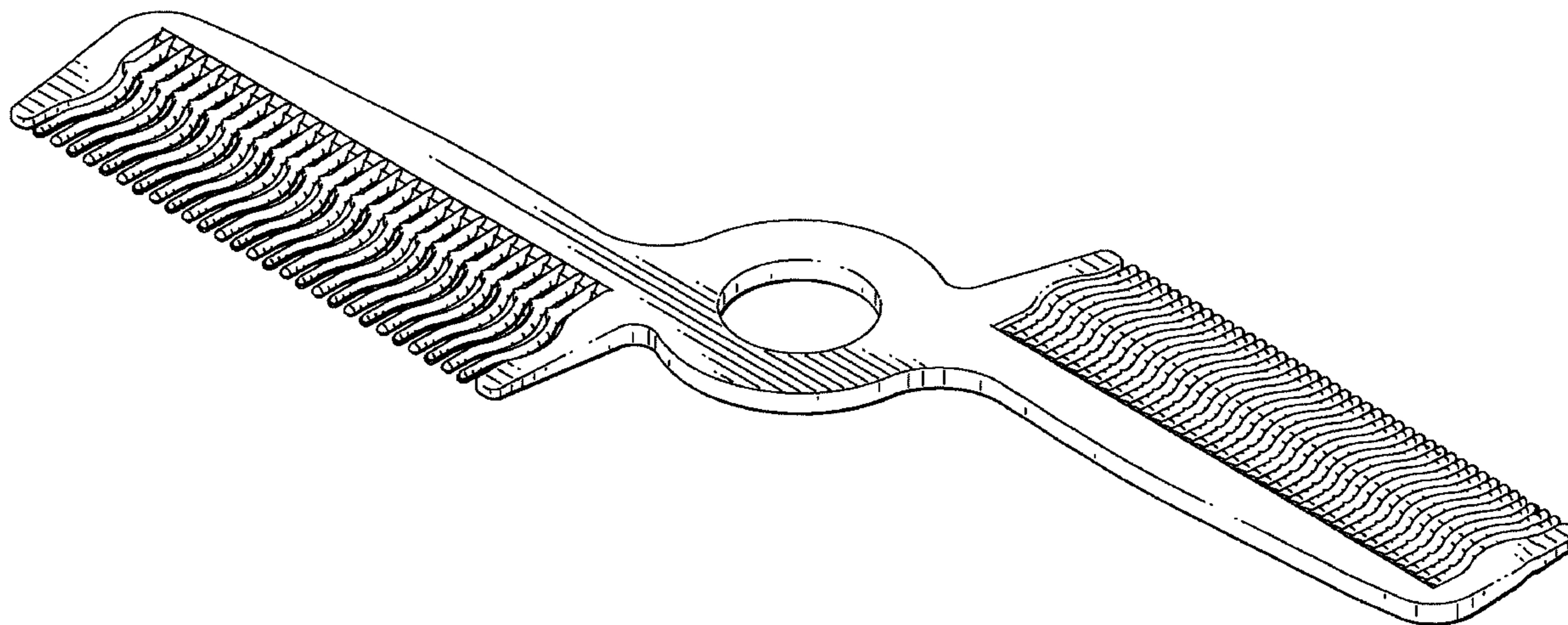
FIG. 3 is a bottom view of the hair comb of FIG. 1;

FIG. 4 is a rear end view of the hair comb of FIG. 1;

FIG. 5 is a front end view of the hair comb of FIG. 1; and,

FIG. 6 is a view of the left and right ends of the hair comb of FIG. 1.

1 Claim, 4 Drawing Sheets



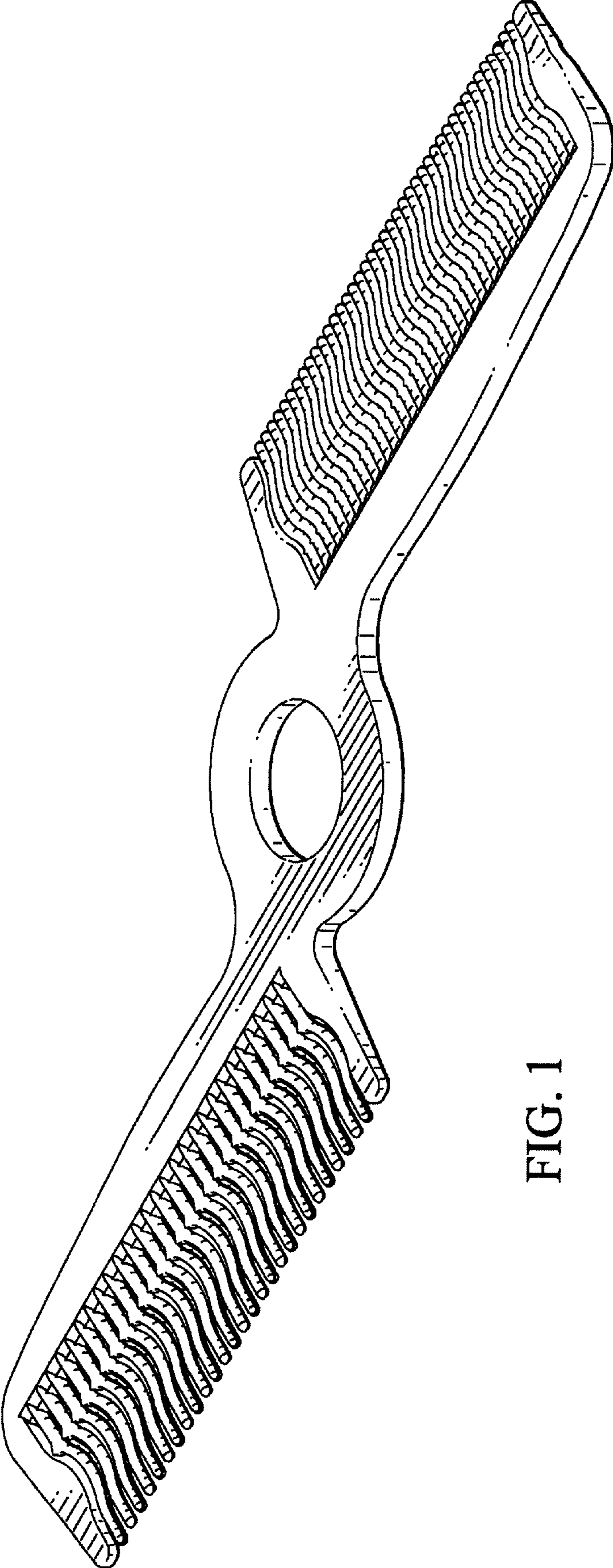


FIG. 1

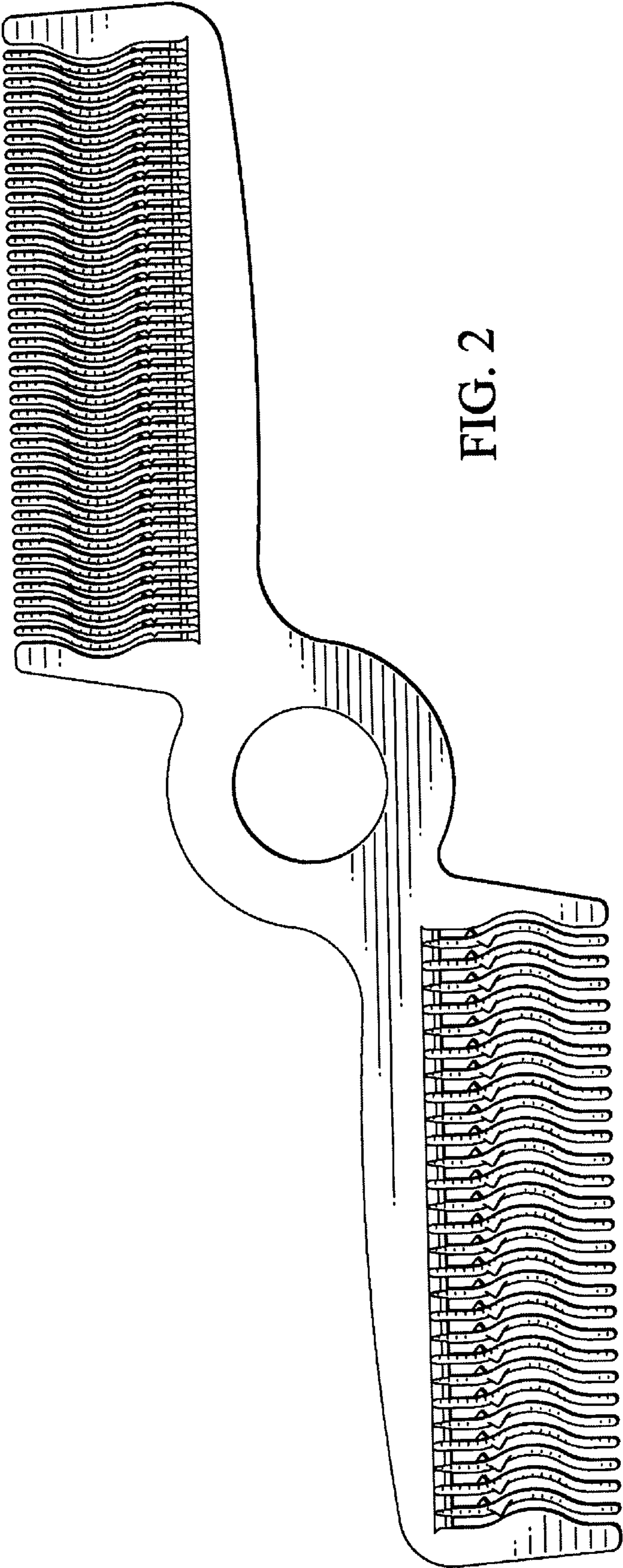


FIG. 2

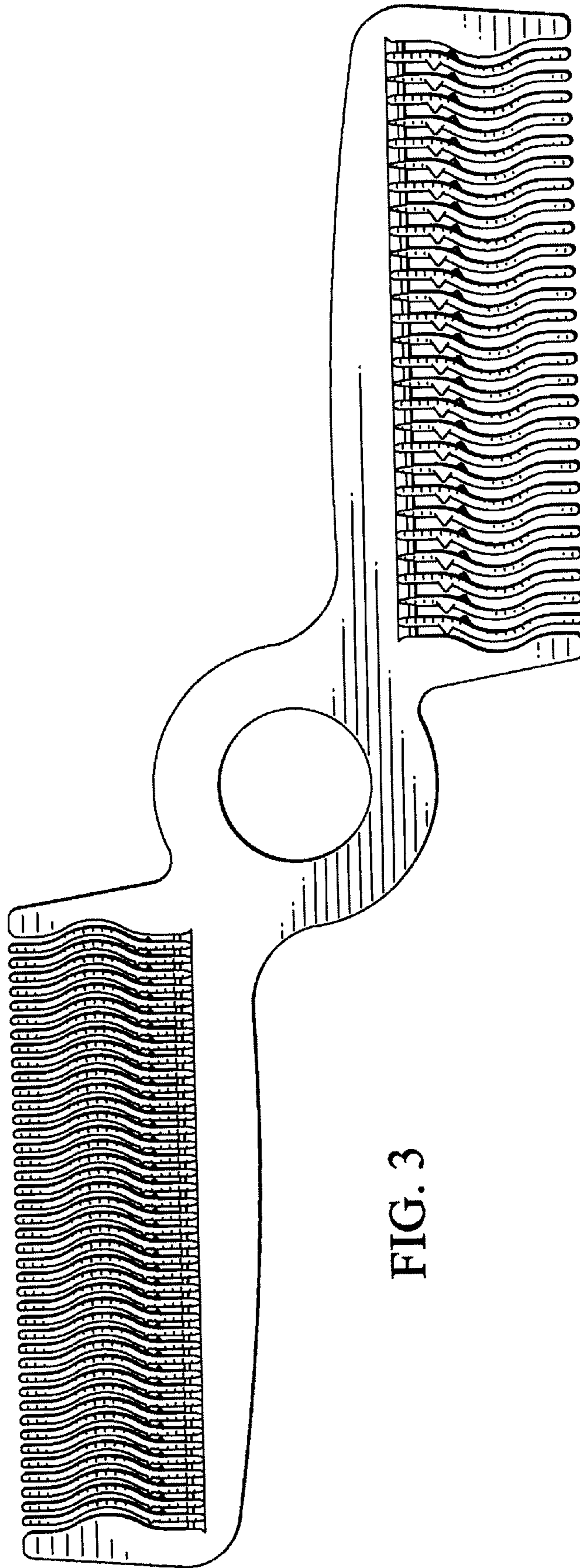


FIG. 3

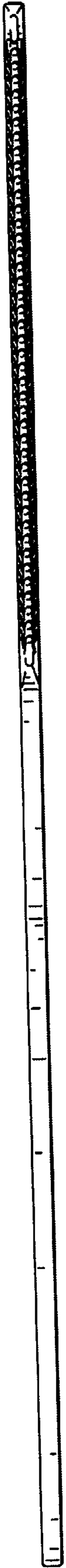


FIG. 4




FIG. 5




FIG. 6