

US00D502286S

(12) **United States Design Patent**  
**Pan**

(10) **Patent No.:** **US D502,286 S**

(45) **Date of Patent:** **\*\* Feb. 22, 2005**

(54) **SHOT GUN LIGHTER**

D340,092 S \* 10/1993 Carter ..... D21/573

(76) **Inventor:** **Song Lin Pan**, 1409 Willow Bud Dr.,  
Walnut, CA (US) 91765

\* cited by examiner

*Primary Examiner*—Jennifer Rivard

(\*\*) **Term:** **14 Years**

(57) **CLAIM**

(21) **Appl. No.:** **29/201,868**

I claim the ornamental design for the shot gun lighter,  
substantially as shown and described.

(22) **Filed:** **Mar. 23, 2004**

**DESCRIPTION**

(51) **LOC (7) Cl.** ..... **27-05**

(52) **U.S. Cl.** ..... **D27/148**; D21/573; D22/103

(58) **Field of Search** ..... D27/141, 148;  
D21/573; D22/103; 431/253; 124/17-21;  
42/70.07, 70.08

FIG. 1 is a front elevation view of the shot gun lighter with  
its ignition device in a disposed position of use;  
FIG. 2 is a front elevation view of the shot gun lighter with  
its ignition device in a position of use;  
FIG. 3 is a right side elevation view of FIG. 1;  
FIG. 4 is a left side elevation view of FIG. 1;  
FIG. 5 is a top plan view of FIG. 1; and,  
FIG. 6 is a bottom plan view of FIG. 1.

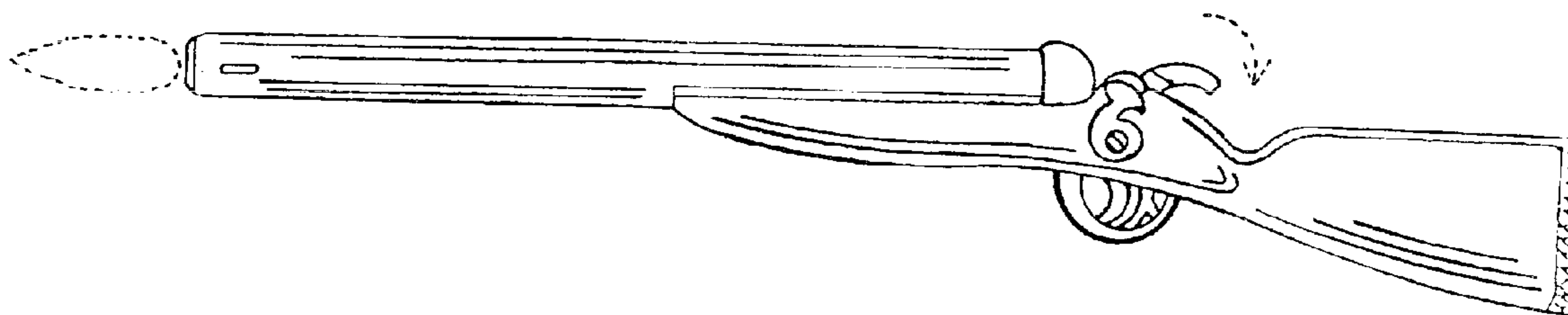
(56) **References Cited**

**U.S. PATENT DOCUMENTS**

- D129,620 S \* 9/1941 Tratsch ..... D22/103
- D142,701 S \* 10/1945 Campbell ..... D27/148
- D297,855 S \* 9/1988 Ruger et al. .... D22/103

The broken line environmental showing is for illustrative  
purposes only and forms no part of the claimed design.

**1 Claim, 4 Drawing Sheets**



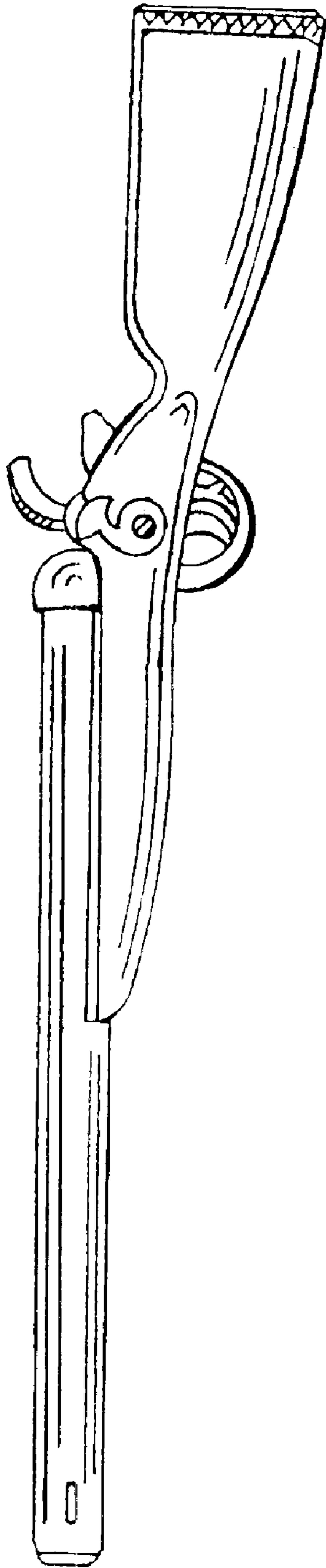


FIG. 1

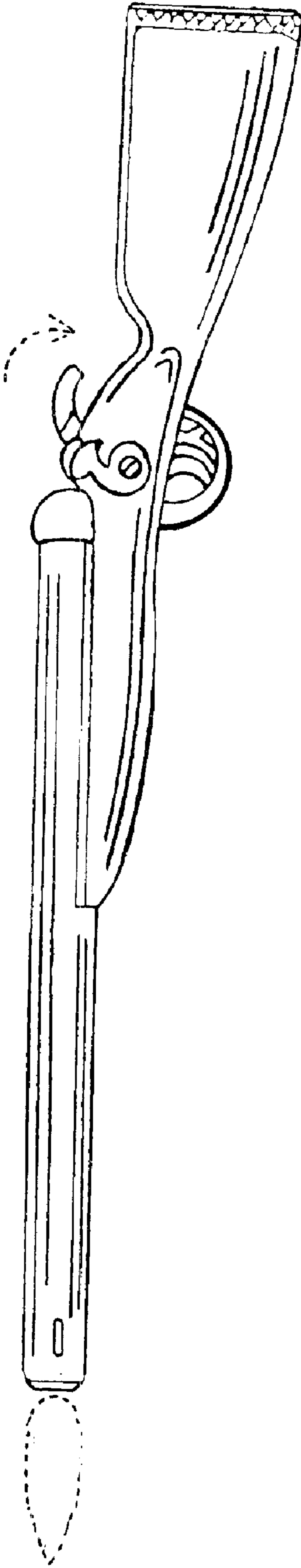


FIG. 2

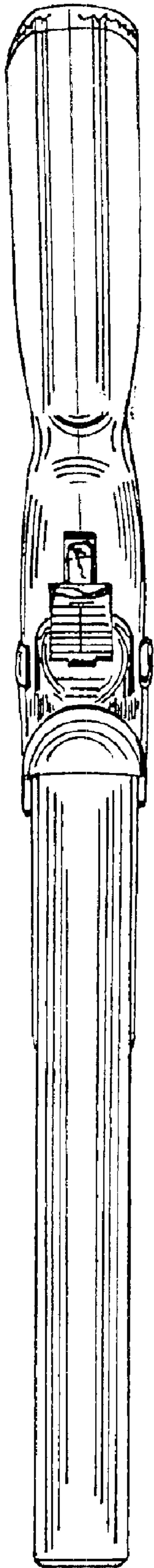


FIG. 3

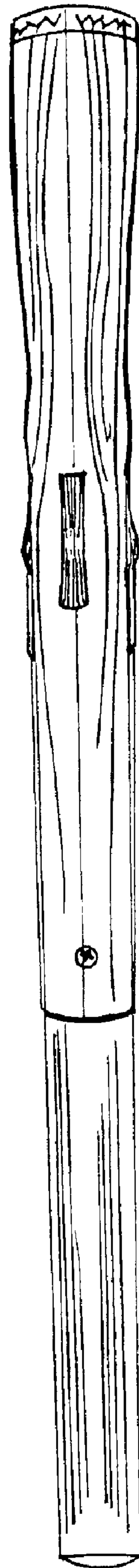


FIG. 4

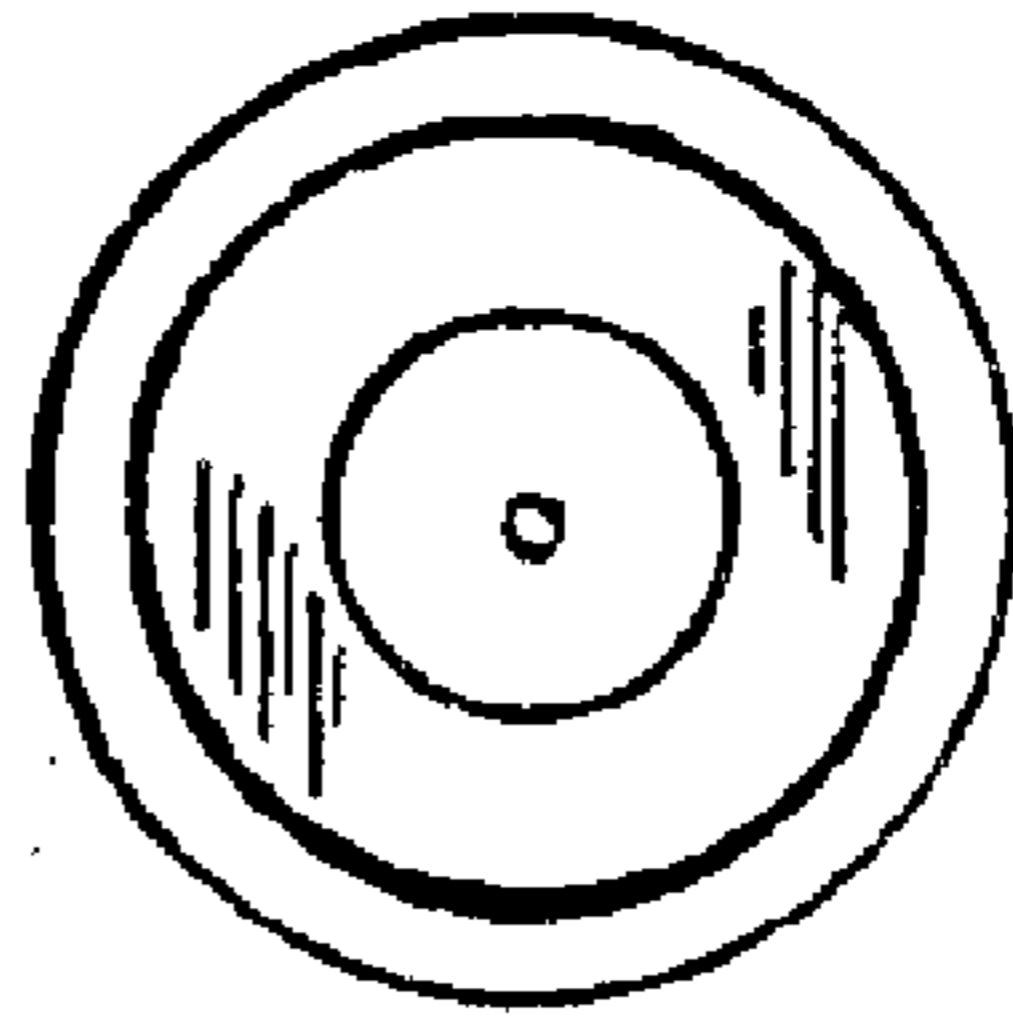


FIG. 5

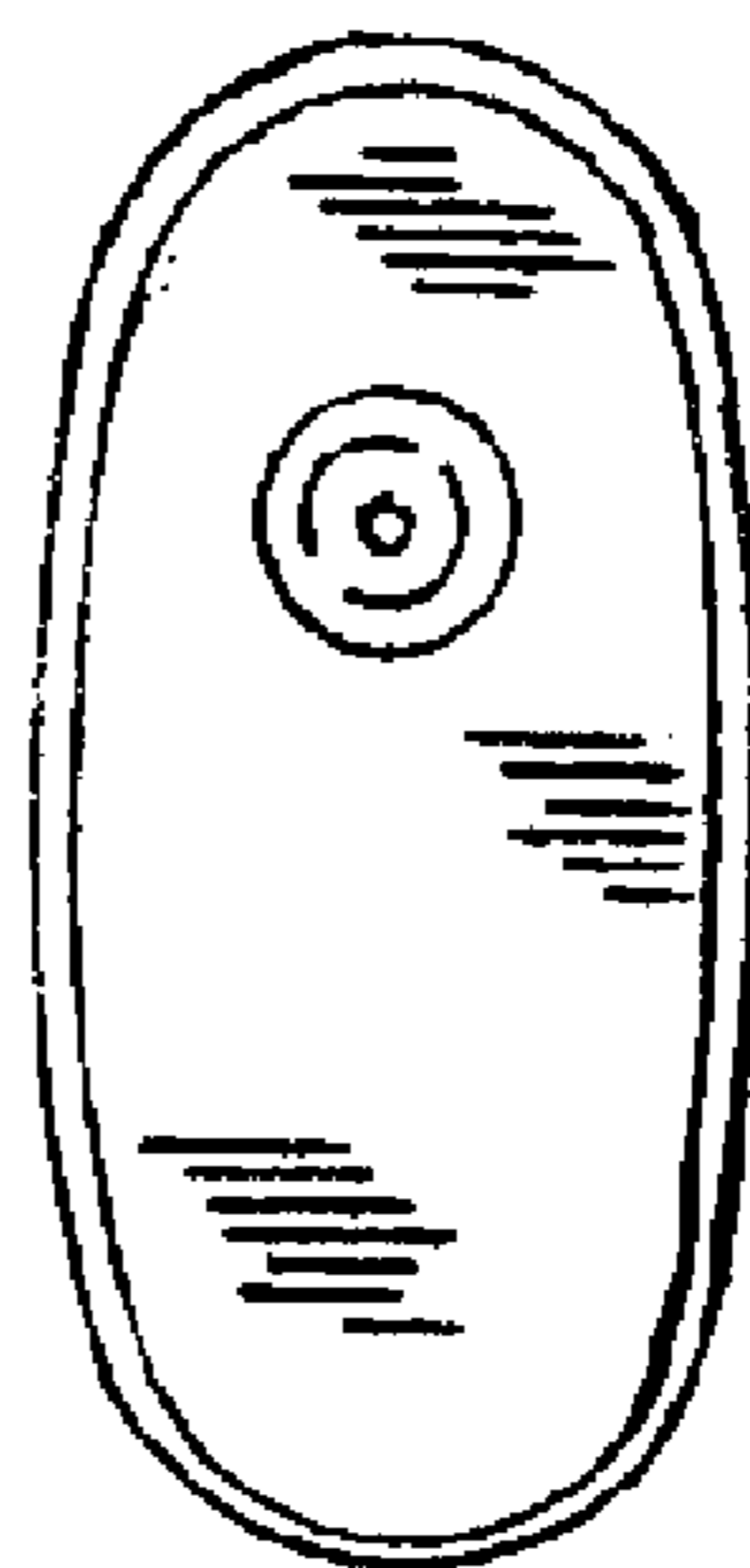


FIG. 6