

US00D502282S

(12) **United States Design Patent**
Waldmann

(10) **Patent No.: US D502,282 S**

(45) **Date of Patent: ** *Feb. 22, 2005**

(54) **FLOOR LAMP**

5,931,556 A * 8/1999 Herst et al. 362/225 X
D448,885 S * 10/2001 Gismondi D26/106
6,439,748 B1 * 8/2002 Hsieh 362/413 X

(75) Inventor: **Gerhard Waldmann**, Dauchingen (DE)

(73) Assignee: **Herbert Waldmann GmbH & Co.**,
Villingen-Schwenningen (DE)

(*) Notice: This patent is subject to a terminal disclaimer.

(**) Term: **14 Years**

(21) Appl. No.: **29/193,953**

(22) Filed: **Nov. 17, 2003**

Related U.S. Application Data

(63) Continuation of application No. 29/168,874, filed on Oct. 10, 2002.

(30) **Foreign Application Priority Data**

Apr. 12, 2002 (DE) 402 03 350

(51) **LOC (7) Cl.** **26-03**

(52) **U.S. Cl.** **D26/107**

(58) **Field of Search** D26/61-66, 93,
D26/102-112; 362/217-225, 410-414,
431

(56) **References Cited**

U.S. PATENT DOCUMENTS

D356,390 S * 3/1995 Gismondi et al. D26/107
D382,080 S * 8/1997 De Lucchi D26/107
D403,462 S * 12/1998 de Longcamp D26/107

OTHER PUBLICATIONS

Best Catalog in the Washington Post newspaper, Sep. 27, 1992. Swing-Arm lamp 'I' on p. 15.*

* cited by examiner

Primary Examiner—Alan P. Douglas

Assistant Examiner—Linda Brooks

(74) *Attorney, Agent, or Firm*—Eugene E. Renz, Jr.

(57) **CLAIM**

The ornamental design for a floor lamp, as shown and described.

DESCRIPTION

FIG. 1 is a perspective view of the floor lamp in accordance with my design;

FIG. 2 is a front elevational view of my design for a floor lamp;

FIG. 3 is a rear elevational view of my design for a floor lamp;


FIG. 4 is a right side elevational view of my design for a floor lamp;

FIG. 5 is a left side elevational view of my design for a floor lamp;

FIG. 6 is a bottom plan view of the lamp head, shown separately and without the cover for clarity; and,

FIG. 7 is a bottom plan view of the floor lamp.

1 Claim, 6 Drawing Sheets






Fig. 1

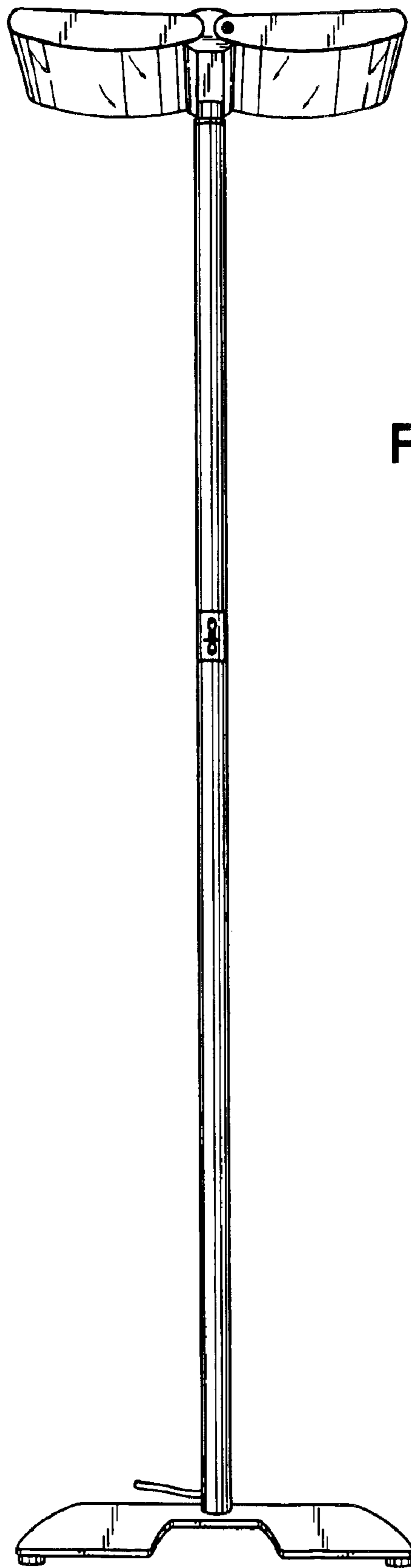


Fig. 2

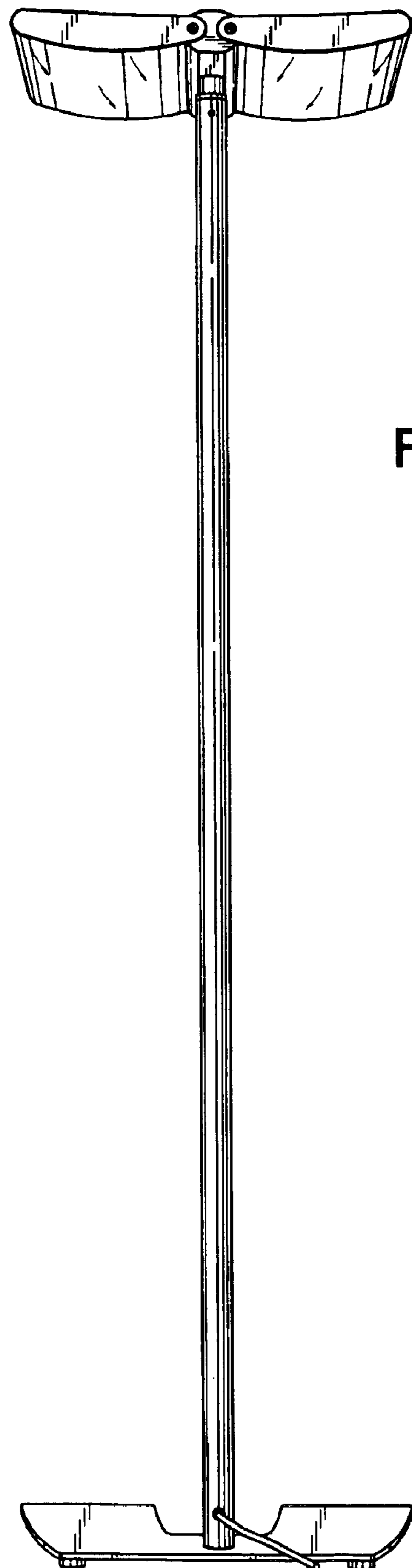


Fig. 3

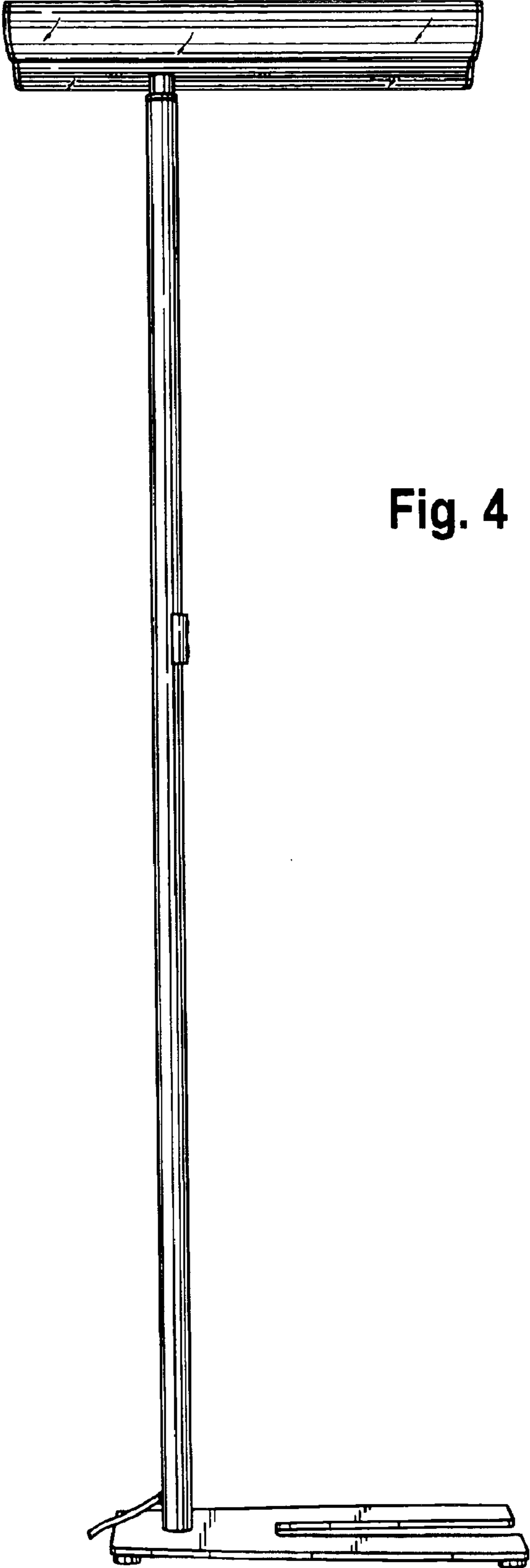


Fig. 4

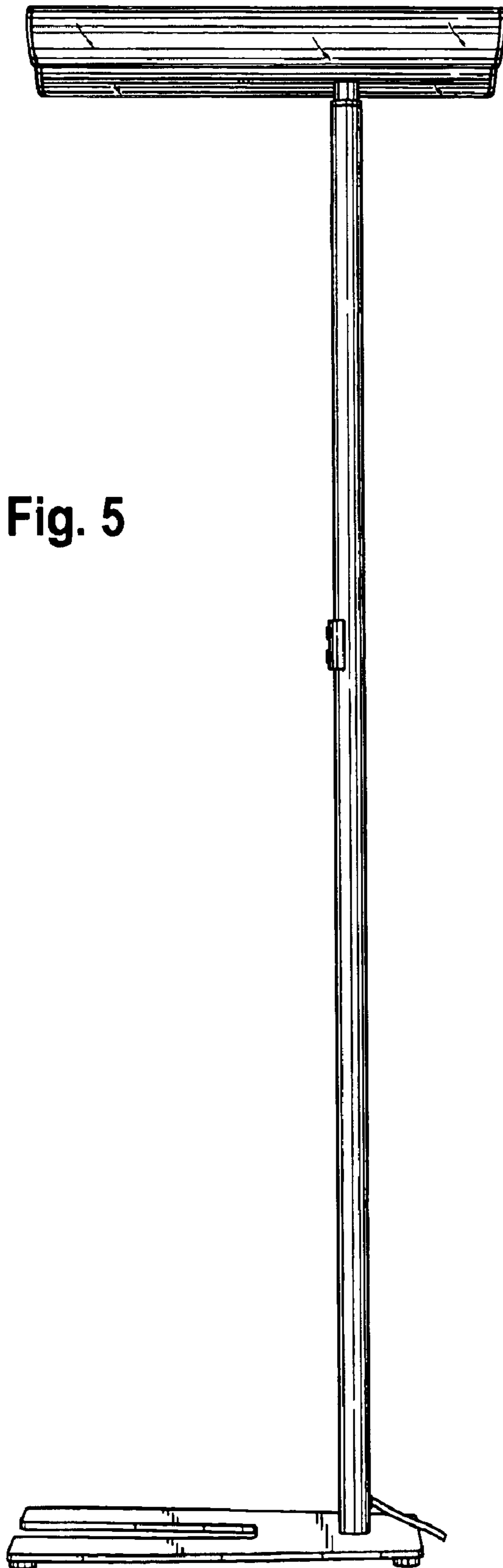


Fig. 5

Fig. 6




Fig. 7

