



US00D502266S

(12) **United States Design Patent**
Shin

(10) **Patent No.:** **US D502,266 S**
(45) **Date of Patent:** **** Feb. 22, 2005**

(54) **PORTABLE STERILIZER FOR TOOTHBRUSH**

(75) Inventor: **Choong-Sik Shin**, Seoul (KR)
(73) Assignee: **ESENCIA Co., Ltd.**, Seoul (KR)
(**) Term: **14 Years**

(21) Appl. No.: **29/191,773**
(22) Filed: **Oct. 15, 2003**

(30) **Foreign Application Priority Data**

Apr. 15, 2003 (KR) 30-2003-0010469

(51) **LOC (7) Cl.** **24-01**

(52) **U.S. Cl.** **D24/217**

(58) **Field of Search** D24/217, 232;
D6/528, 534; 422/24, 300, 297, 26, 28,
299, 305, 292, 27; 250/491.1, 455.11; 206/362,
369, 209.1, 210, 363, 368, 370

(56) **References Cited**

U.S. PATENT DOCUMENTS

1,451,425 A * 4/1923 Hurley 206/209.1
D319,875 S * 9/1991 Lackey et al. D24/217
D485,364 S * 1/2004 Lee D24/217
2004/0089815 A1 * 5/2004 Woo 250/455.11

* cited by examiner

Primary Examiner—Ian Simmons
(74) *Attorney, Agent, or Firm*—Piper Rudnick LLP

(57) **CLAIM**

The ornamental design for a portable sterilizer for toothbrush, as shown and described.

DESCRIPTION

The claimed portable sterilizer for toothbrush will be intended to use in the sanitary goods field. The portable sterilizer for toothbrush is made from acrylic plastic; The portable sterilizer for toothbrush Sterilizes by placing the toothbrush inside; The claimed portable sterilizer for toothbrush shows refined appearance with curved front side and makes it easy to carry due to small size and has the structure that the batteries can be placed to the under side.

FIG. 1 is a front perspective view of a portable sterilizer for toothbrush showing my new design;

FIG. 2 is a front elevational view thereof;

FIG. 3 is a rear view thereof;

FIG. 4 is a left side elevational view thereof;

FIG. 5 is a right side elevational view thereof;

FIG. 6 is a top plan view thereof; and,

FIG. 7 is a bottom plan view thereof.

1 Claim, 7 Drawing Sheets

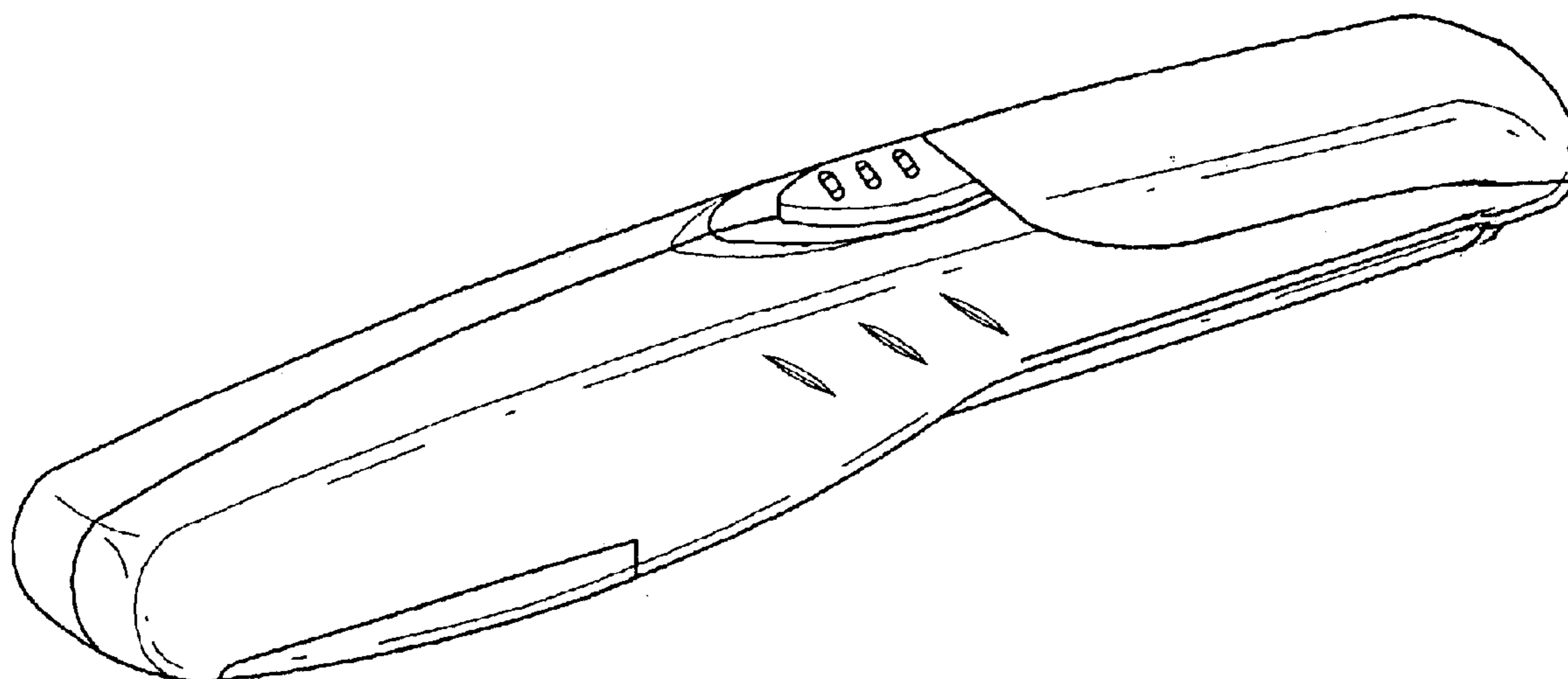


FIG. 1

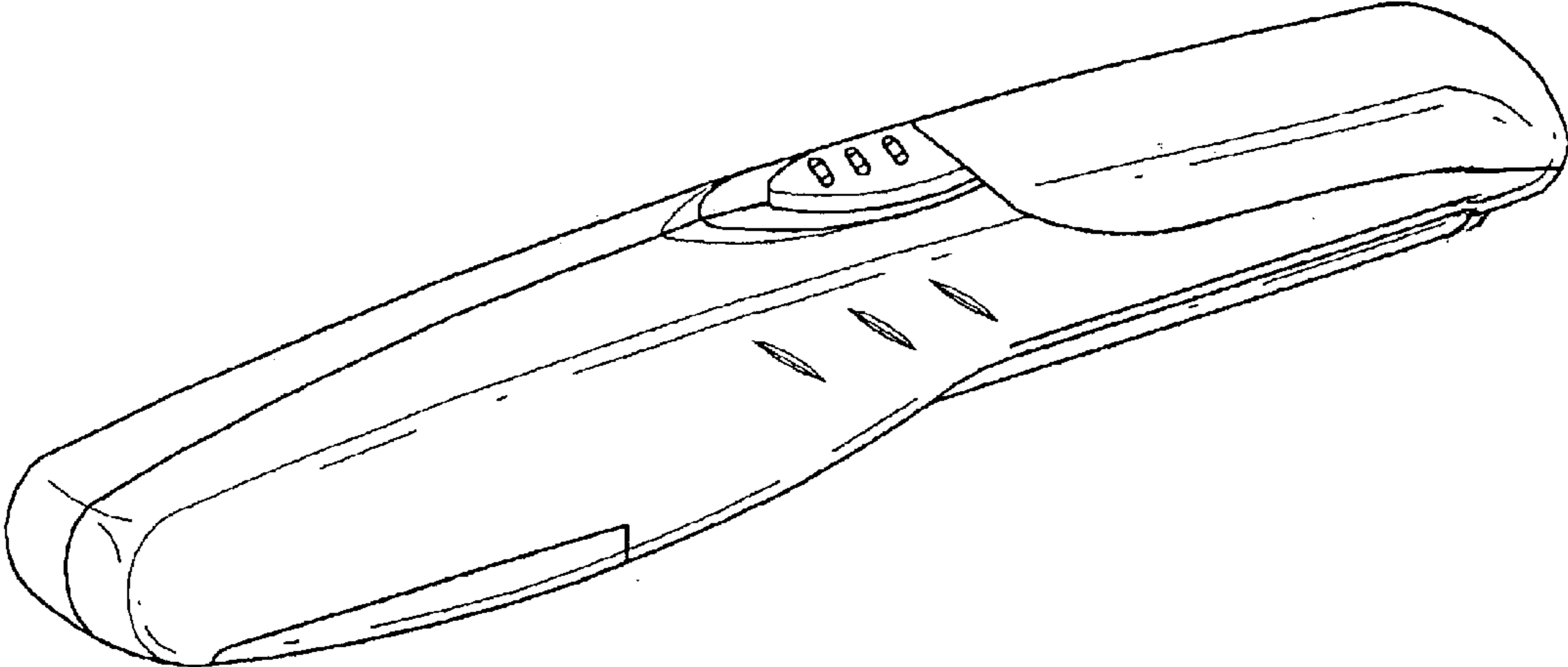


FIG. 2




FIG. 3




FIG. 4

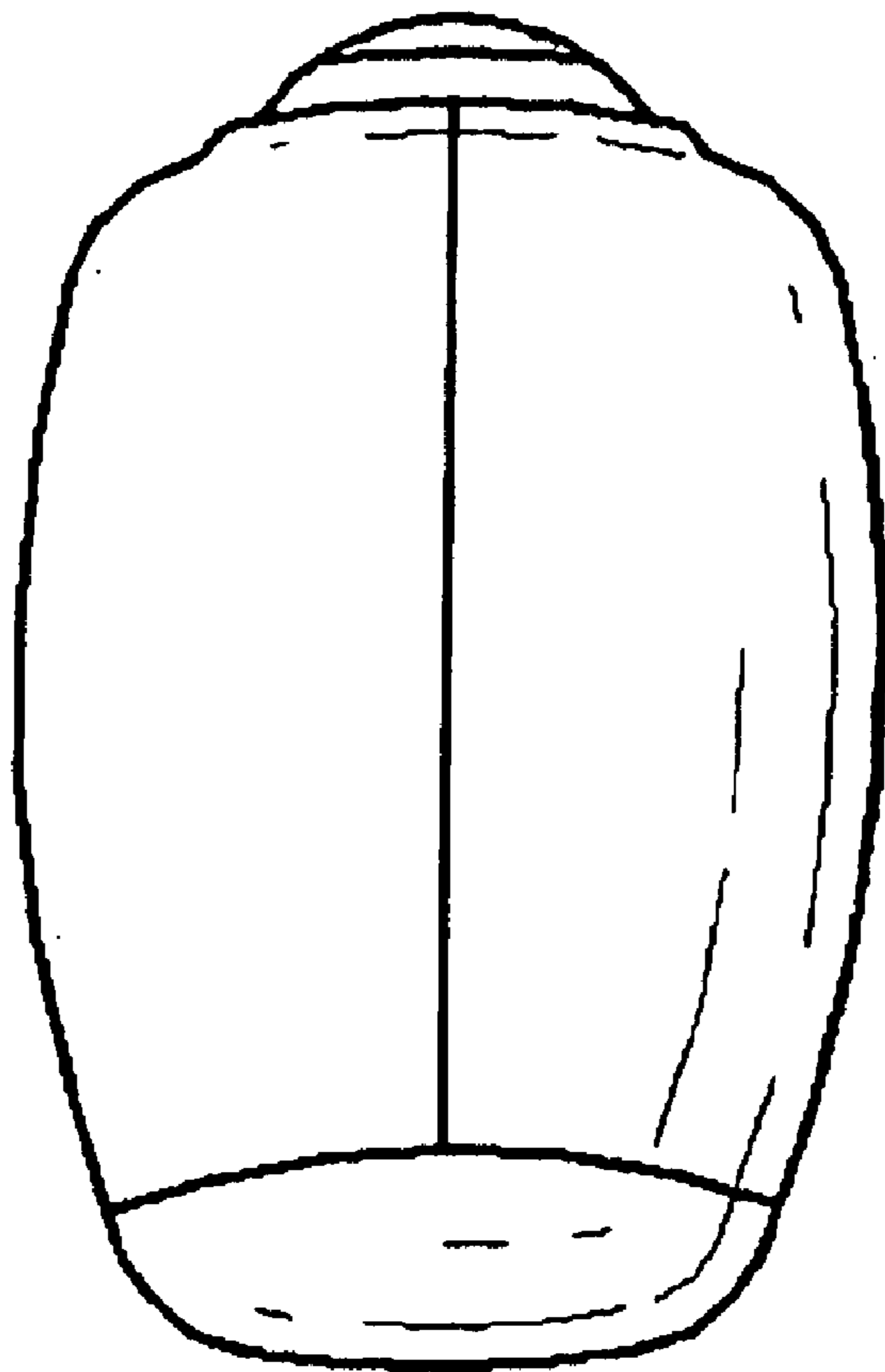


FIG. 5

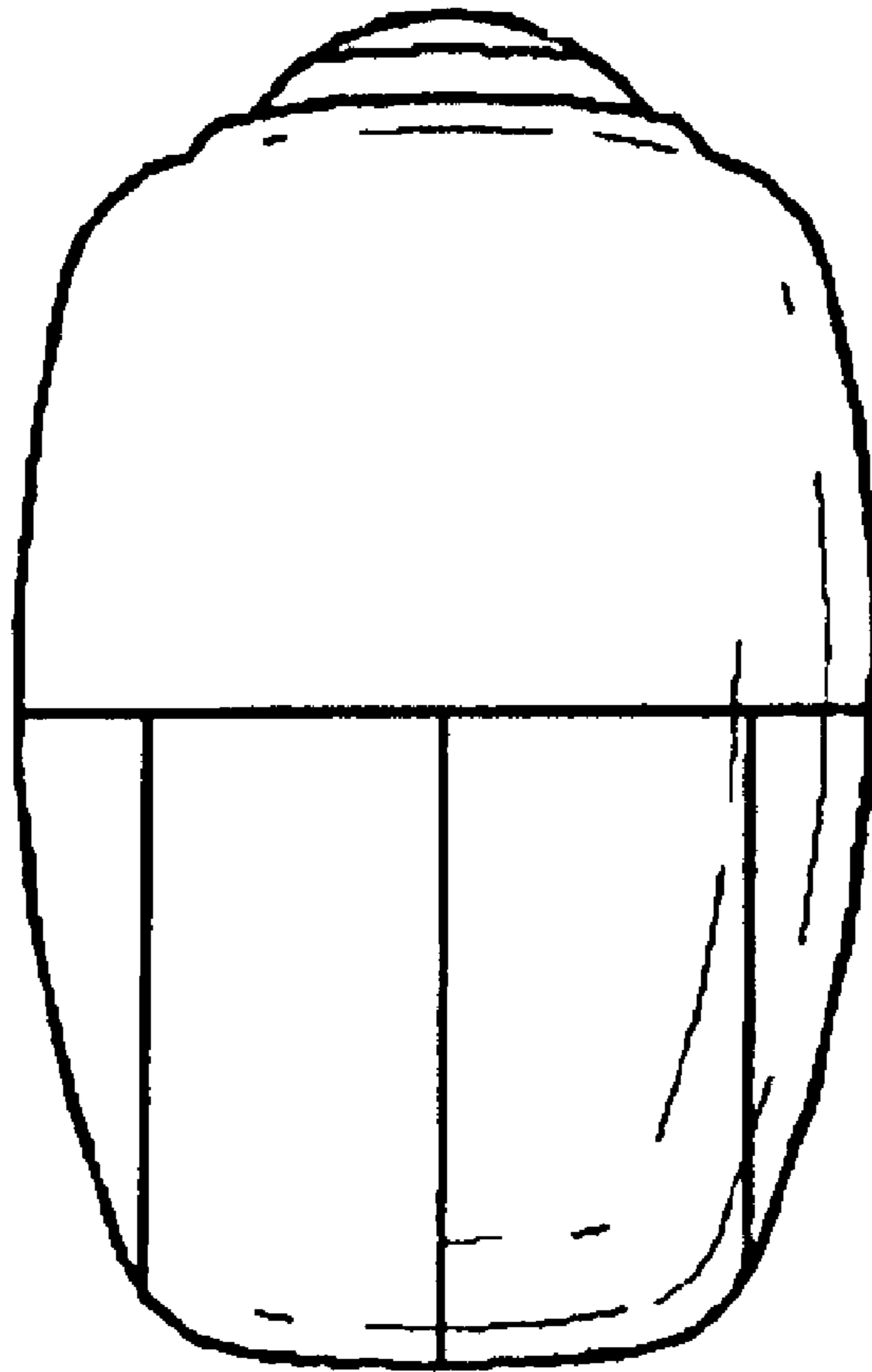


FIG. 6

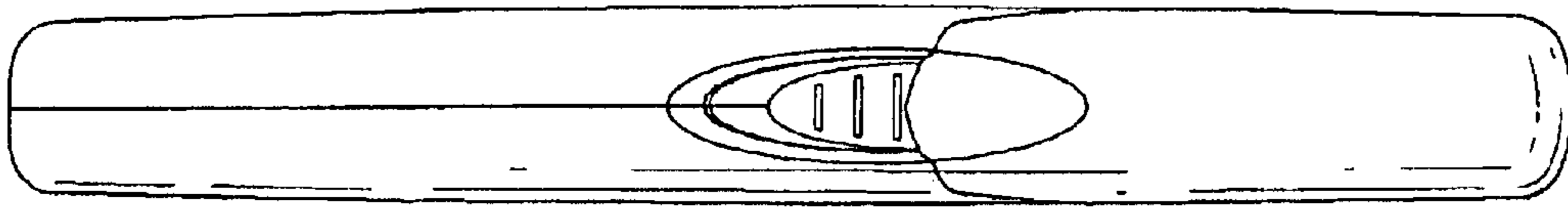


FIG. 7

