

US00D502263S

(12) **United States Design Patent**
Feller et al.

(10) **Patent No.:** **US D502,263 S**

(45) **Date of Patent:** **** Feb. 22, 2005**

(54) **TONGUE DEPRESSOR WITH ROUNDED END**

(76) Inventors: **Mitchell Dean Feller**, 2802 Jasper Blvd., Sullivan's Island, SC (US) 29482; **Joanna Michelle Feller**, 2802 Jasper Blvd., Sullivan's Island, SC (US) 29482

(**) **Term:** **14 Years**

(21) **Appl. No.:** **29/191,188**

(22) **Filed:** **Oct. 1, 2003**

(51) **LOC (7) Cl.** **24-02**

(52) **U.S. Cl.** **D24/136**

(58) **Field of Search** D24/136; D1/102; 600/240; 128/860; 433/140, 141; 426/134; 604/77, 11

(56) **References Cited**

U.S. PATENT DOCUMENTS

3,867,927 A * 2/1975 Hergott 600/240
4,139,644 A * 2/1979 Stephenson 426/134
5,223,259 A * 6/1993 Lackney 604/11

5,634,885 A * 6/1997 Kiro 600/240
D404,885 S * 2/1999 Tomaszewski et al. D1/102
5,897,492 A * 4/1999 Feller et al. 600/240
D494,732 S * 8/2004 Benson et al. D1/102

* cited by examiner

Primary Examiner—Ian Simmons
(74) *Attorney, Agent, or Firm*—Harleston Law Firm, LLC; Kathleen M. Harleston

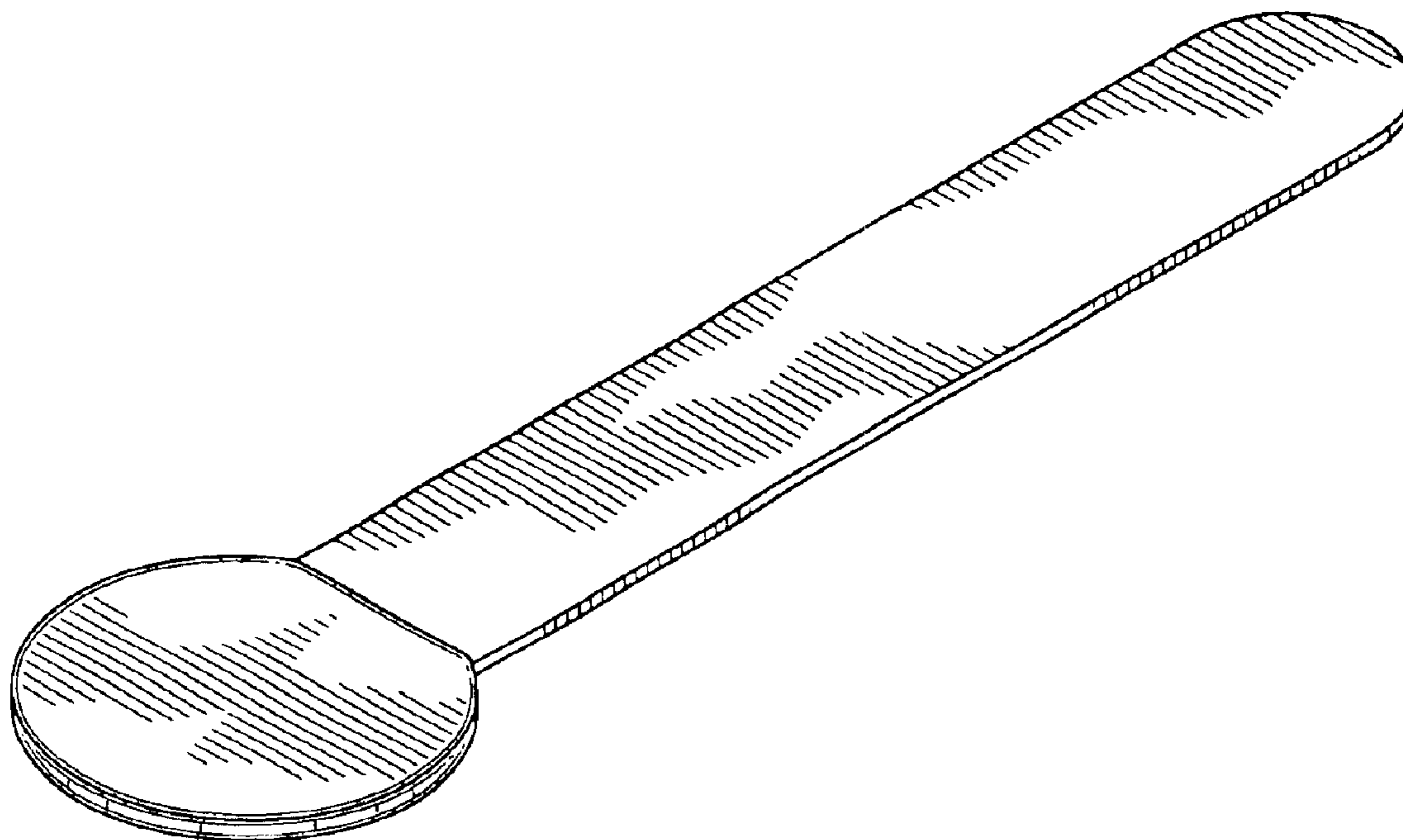
(57) **CLAIM**

The ornamental design for a tongue depressor with rounded end, as shown and described.

DESCRIPTION

FIG. 1 is a perspective view of a tongue depressor with a rounded end;
FIG. 2 is a top plan view of the tongue depressor with a rounded end thereof;
FIG. 3 is a side elevational view thereof, the opposite side being a mirror image thereof;
FIG. 4 is an upper end elevational view thereof; and,
FIG. 5 is a bottom end elevational view thereof.

1 Claim, 1 Drawing Sheet



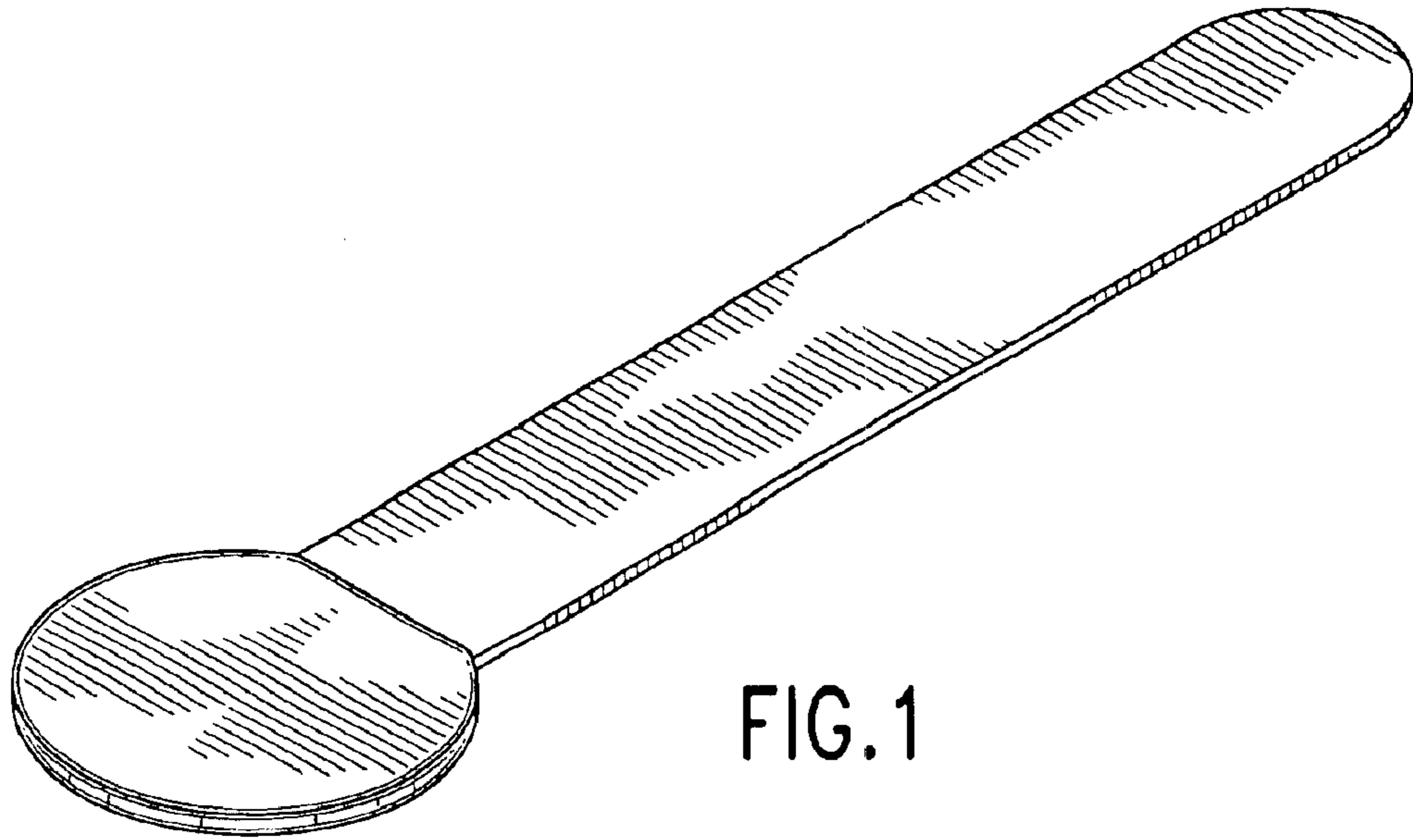


FIG. 1

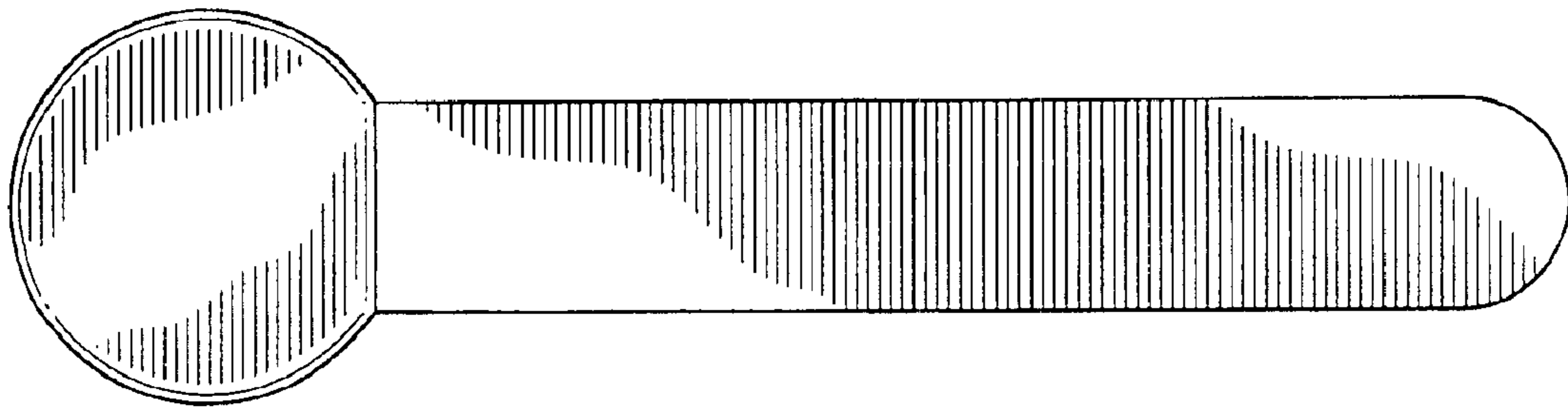


FIG. 2




FIG. 3



FIG. 4




FIG. 5