

US00D502256S

(12) **United States Design Patent**
Yamagami

(10) **Patent No.: US D502,256 S**

(45) **Date of Patent: ** Feb. 22, 2005**

(54) **AIR CONDITIONER**

(75) **Inventor: Masafumi Yamagami, Nara-ken (JP)**

(73) **Assignee: Sharp Kabushiki Kaisha, Osaka (JP)**

(**) **Term: 14 Years**

(21) **Appl. No.: 29/182,036**

(22) **Filed: May 20, 2003**

(30) **Foreign Application Priority Data**

Nov. 20, 2002 (JP) 2002-031989

(51) **LOC (7) Cl. 23-04**

(52) **U.S. Cl. D23/353**

(58) **Field of Search D23/351-354;**
62/262, 259.1; 312/236; 454/204

(56) **References Cited**

U.S. PATENT DOCUMENTS

- D379,499 S 5/1997 Yamada
- D384,407 S 9/1997 Yamada
- D395,148 S * 6/1998 Choi D23/353
- D415,830 S 10/1999 Kawata
- D426,877 S 6/2000 Kawata
- D449,876 S * 10/2001 Takagi et al. D23/353

- D464,719 S * 10/2002 Choi D23/353
- D465,017 S * 10/2002 Choi D23/353
- D465,273 S * 11/2002 Yoo D23/353
- D465,563 S * 11/2002 Lee D23/353
- D465,564 S 11/2002 Yamagami
- D466,600 S * 12/2002 Jung D23/353
- D474,533 S * 5/2003 Zhu et al. D23/353
- D495,408 S * 8/2004 Song D23/353

* cited by examiner

Primary Examiner—Brian N Vinson

(74) *Attorney, Agent, or Firm*—Nixon & Vanderhye

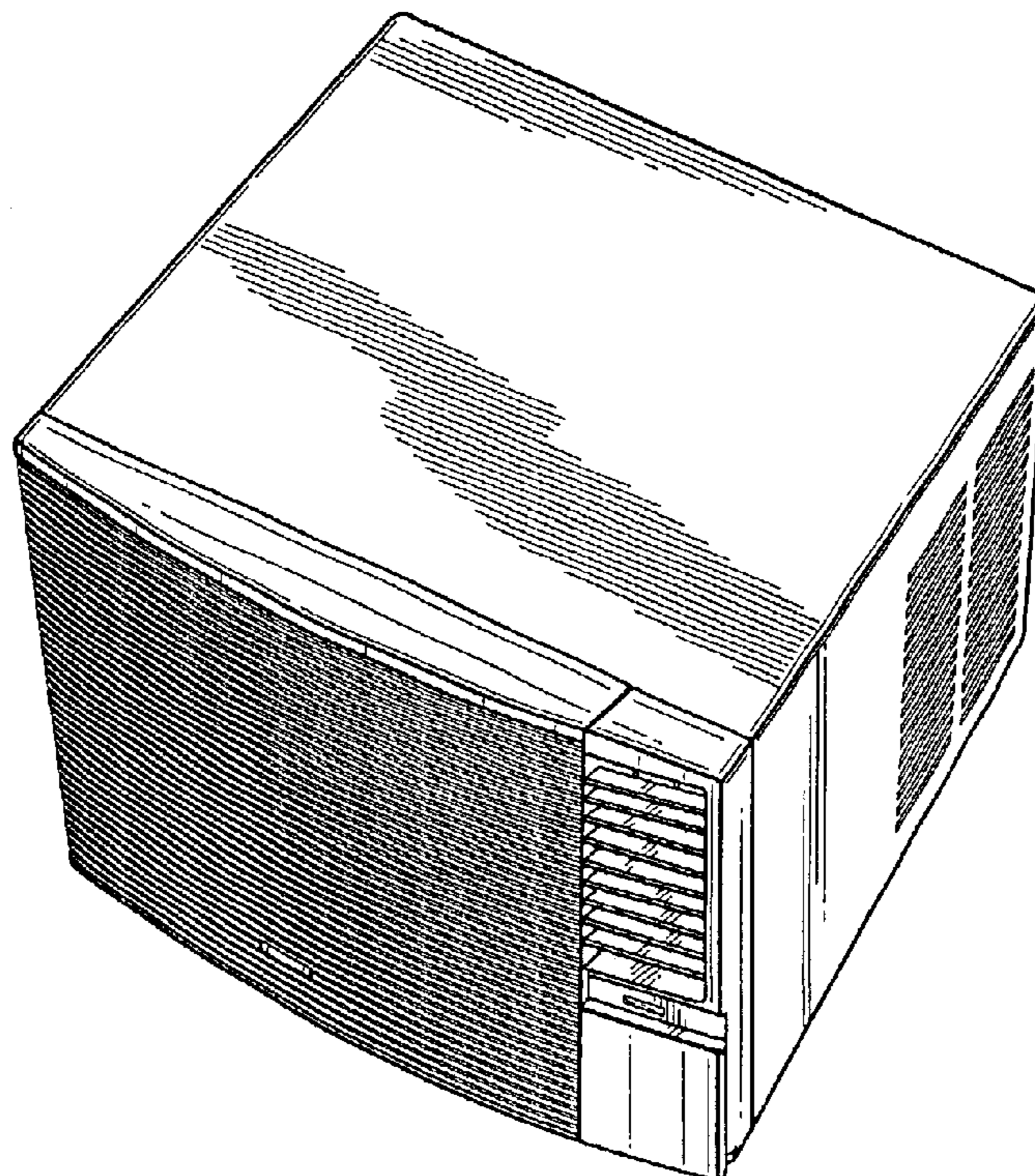
(57) **CLAIM**

The ornamental design for an “air conditioner,” as shown and described.

DESCRIPTION

FIG. 1 is a top, front and right side perspective view of an air conditioner according to my design; FIG. 2 is a front elevational view thereof; FIG. 3 is a rear elevational view thereof; FIG. 4 is a top plan view thereof; FIG. 5 is a bottom plan view thereof; FIG. 6 is a right side elevational view thereof; and, FIG. 7 is a left side elevational view thereof.

1 Claim, 7 Drawing Sheets



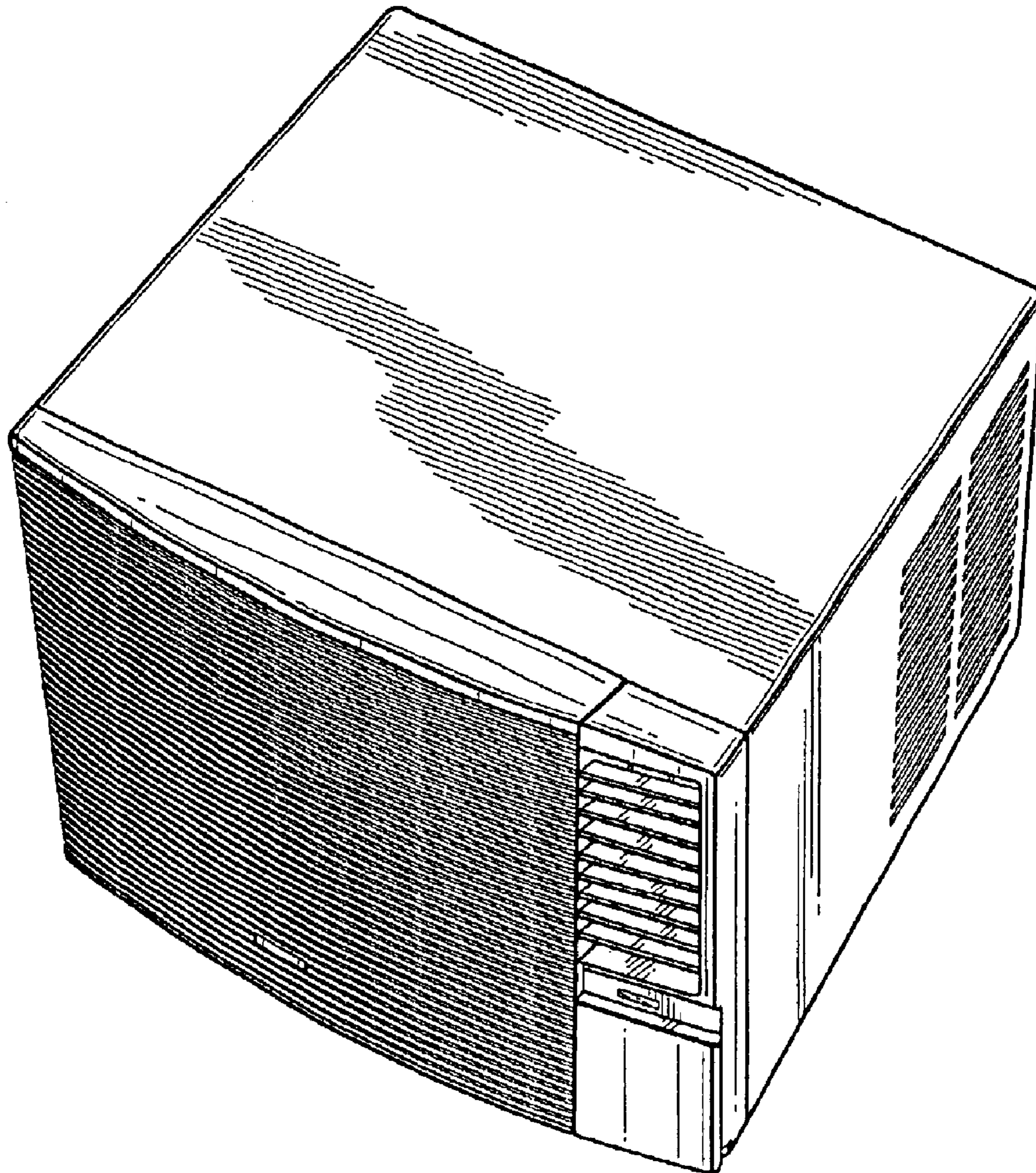


Fig. 1

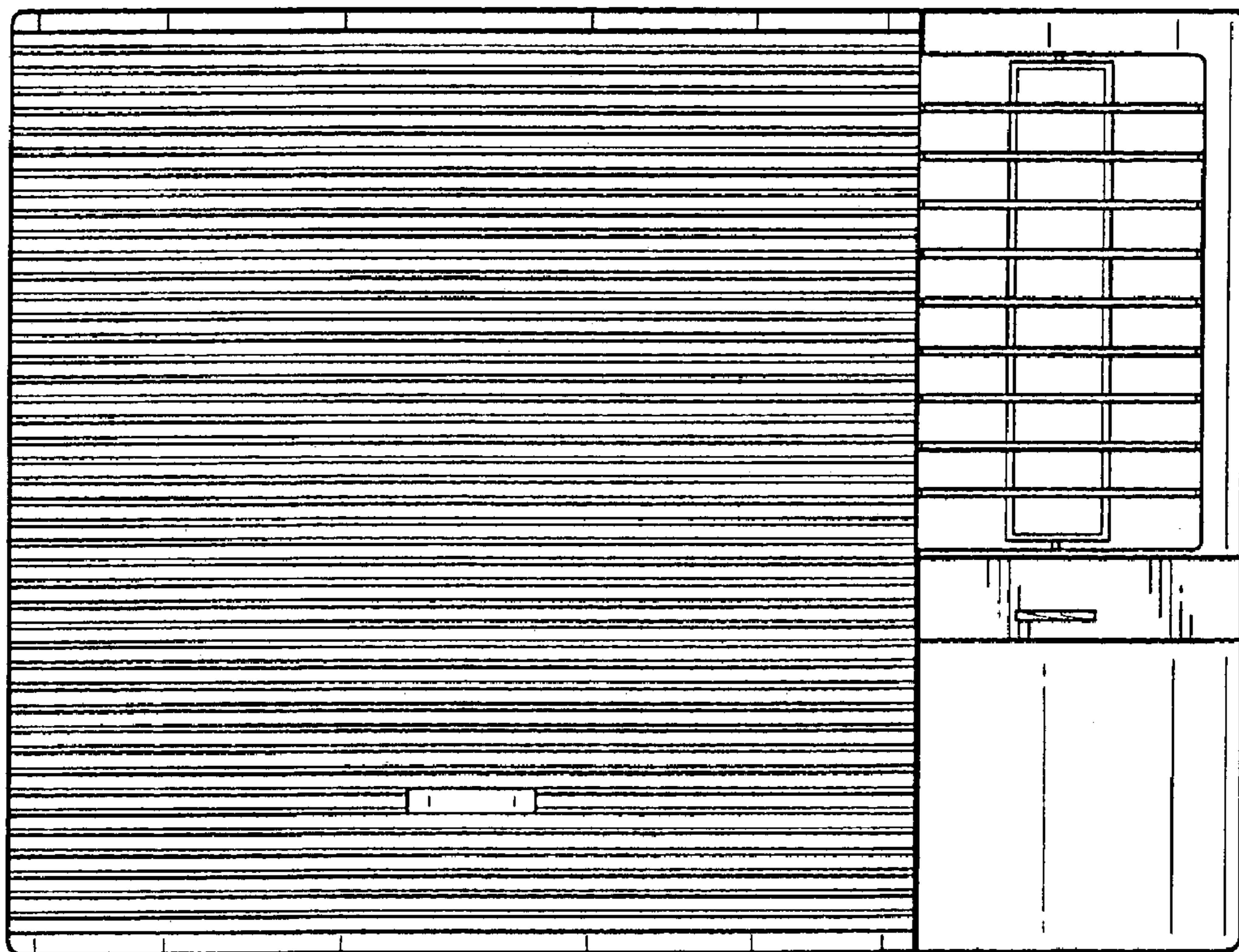


Fig. 2

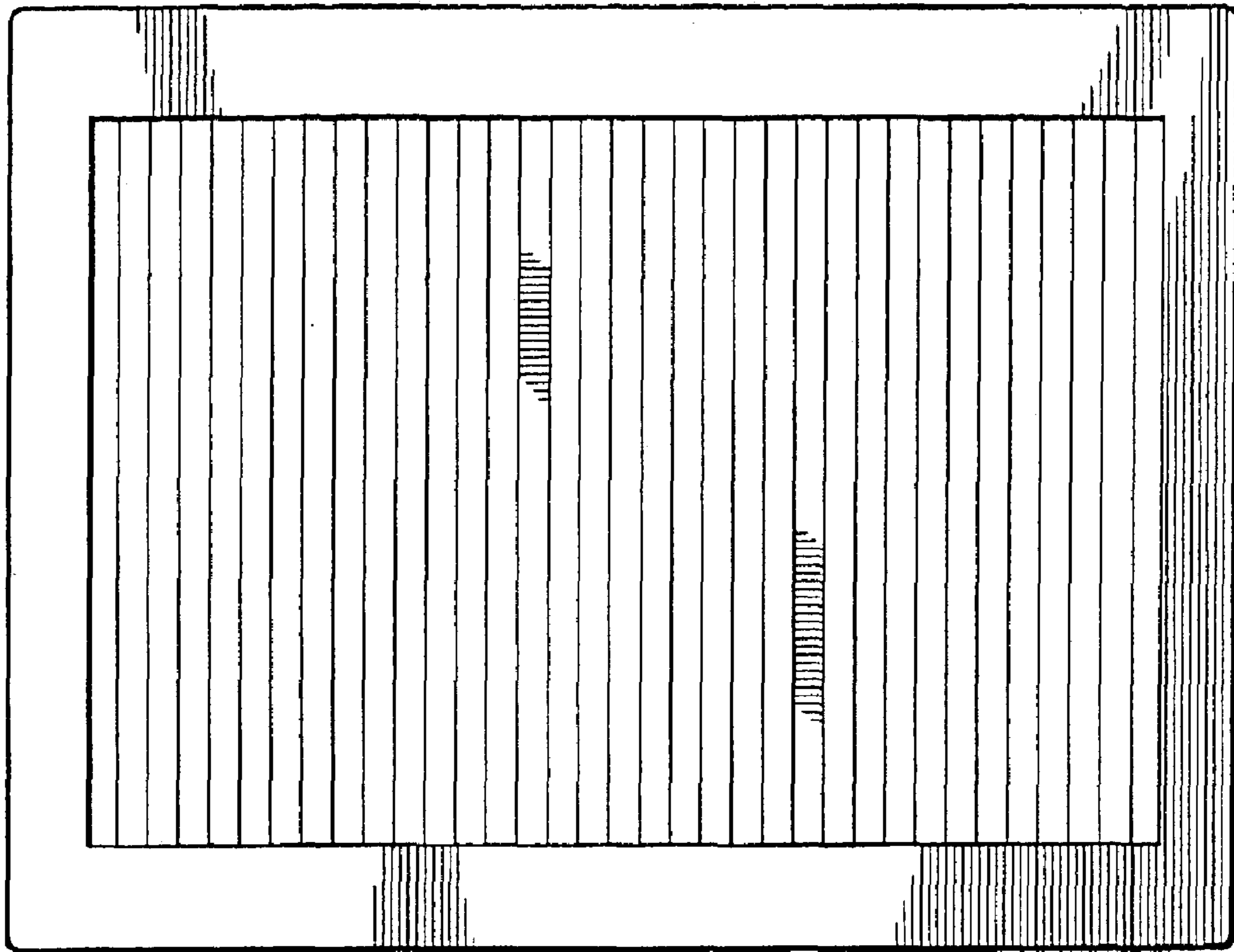


Fig. 3




Fig. 4




Fig. 5

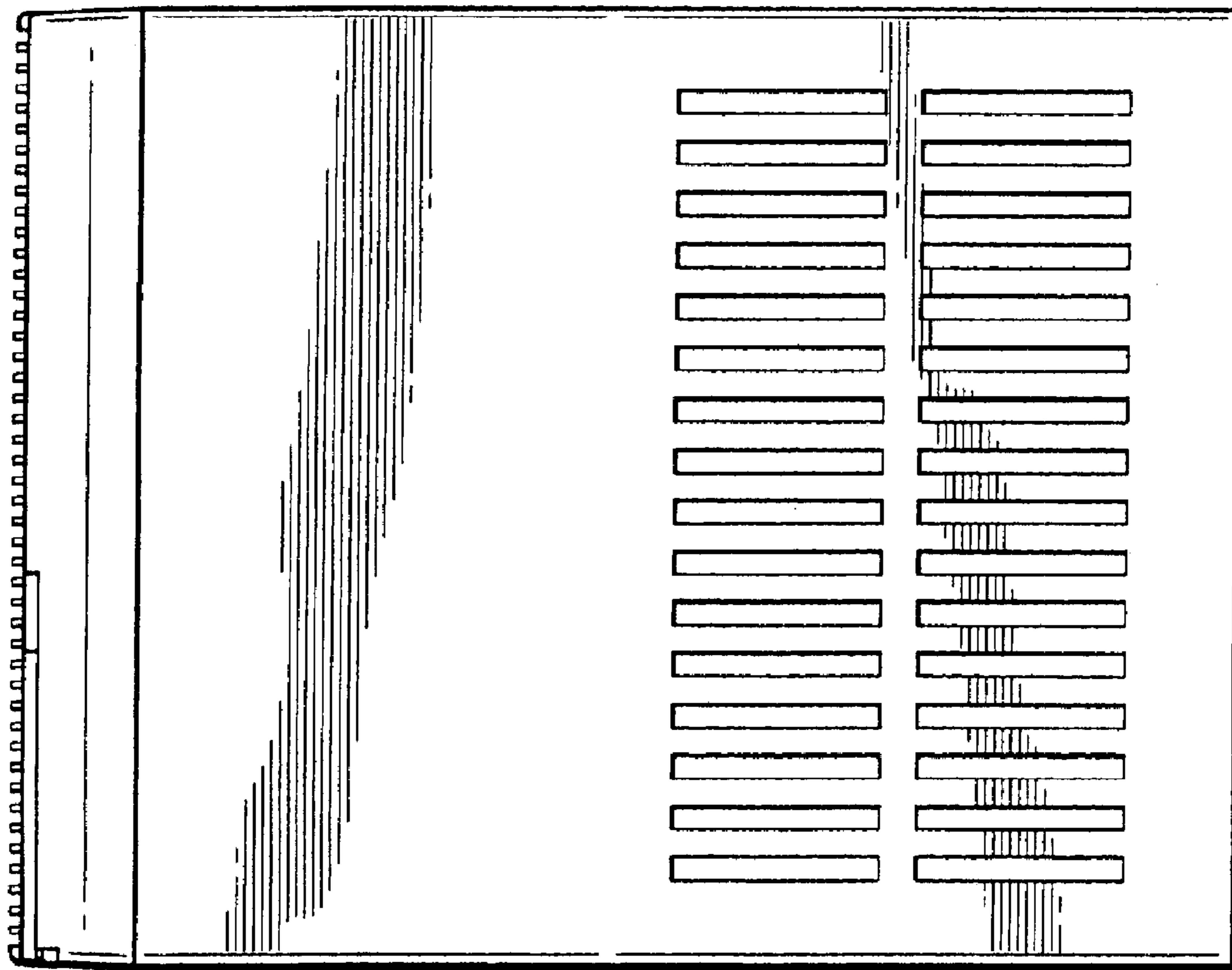


Fig. 6




Fig. 7