

US00D502246S

(12) **United States Design Patent** (10) **Patent No.:** **US D502,246 S**
Rae (45) **Date of Patent:** **** Feb. 22, 2005**

(54) **SWORD BLADE**
(75) Inventor: **Kit Rae**, Kodak, TN (US)
(73) Assignee: **United Cutlery Corporation**,
Sevierville, TN (US)
(**) Term: **14 Years**

D360,013 S 7/1995 Collins D22/118
D360,241 S 7/1995 Choi D21/568
D361,104 S 8/1995 Choi D21/568
5,440,814 A 8/1995 Hall et al. 30/286
D362,485 S 9/1995 Hall D22/118
D363,109 S 10/1995 Hall D22/118
D371,060 S 6/1996 Lai D8/107
D371,592 S 7/1996 Hall et al. D22/118
D375,779 S 11/1996 Hibben D22/118

(21) Appl. No.: **29/204,724**
(22) Filed: **May 3, 2004**

(List continued on next page.)

(51) **LOC (7) Cl.** **22-02**
(52) **U.S. Cl.** **D22/118**
(58) **Field of Search** D22/117-118;
D8/95, 98, 99; 30/151-154, 160, 355; 7/134,
158

OTHER PUBLICATIONS

U.S. Calvary Knives, 1994, p. 111, Catalog.
The Noble Collection, Winter 1997/1998, Historic Daggers,
No.page listed, Catalog.
United Cutlery Brands, Catalog #42, 2002, pp. 7, 19, 21, 29,
30, 33-35, 39-45 and 51-60.
Museum Replicas Limited, Horned kull Sword, p. 65,
(1994).
Agincourt, Iberia Sword, Item B, Cutlery Shoppe, p. 38
(1993).
United Cutlery, Double Shadow Fantasy Dagger, p. 16,
(1991).

(56) **References Cited**

U.S. PATENT DOCUMENTS

D137,451 S 3/1944 Harstad D22/118
D138,570 S 8/1944 Huff D22/118
D156,070 S 11/1949 Brooks D22/118
D170,824 S 11/1953 Kundikoff D22/118
D221,335 S 8/1971 Clayton D22/118
D222,934 S 2/1972 Cole D22/118
D222,935 S 2/1972 Cole D22/118
D222,937 S 2/1972 Cole D22/118
D222,938 S 2/1972 Cole D22/118
D225,527 S 12/1972 Cole D22/118
4,608,757 A 9/1986 Eckerle 30/299
D299,375 S 1/1989 Pipes D22/118
D302,455 S 7/1989 Hibben D22/118
4,885,818 A 12/1989 Arterbury 30/314
D319,280 S 8/1991 Crain D22/118
D323,694 S 2/1992 Pipes D22/118
D325,616 S 4/1992 Kolombatovich D22/118
D330,064 S 10/1992 Medina D22/118
D333,173 S 2/1993 Pipes D22/118
D336,126 S 6/1993 Luchak D22/118
D348,599 S 7/1994 Sakai D8/99
D348,818 S 7/1994 Hasegawa D22/118
D351,210 S 10/1994 Koskinen D22/118
5,359,778 A 11/1994 Seber et al. 30/294

Primary Examiner—Catherine R. Oliver
(74) *Attorney, Agent, or Firm*—Pitts & Brittan, PC

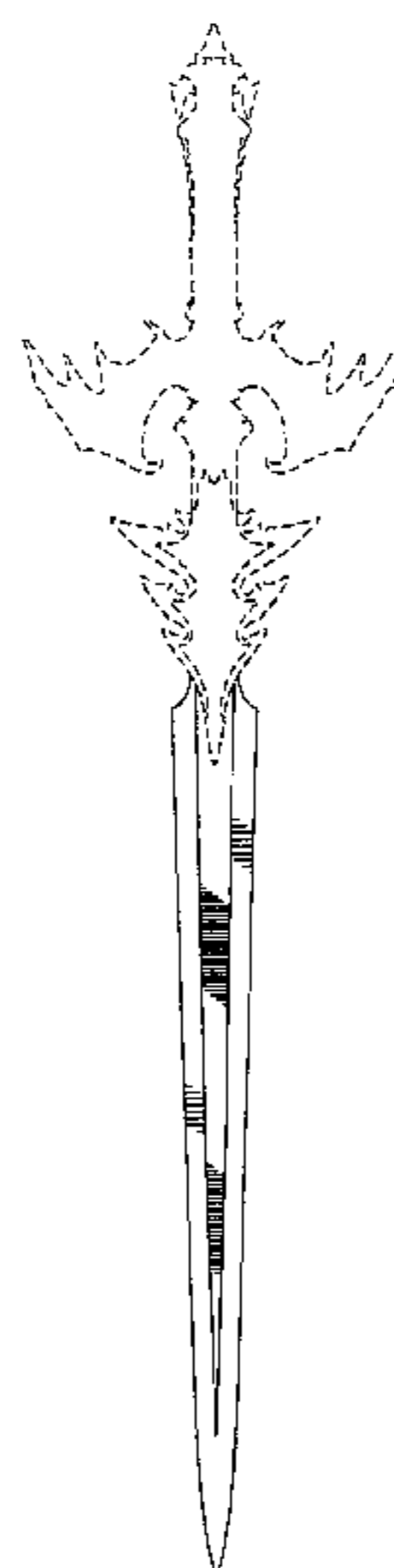
(57) **CLAIM**

I claim the ornamental design for a sword blade, as shown
and described.

DESCRIPTION

FIG. 1 is a front elevation view of the design of the present
invention for a sword blade, the rear elevation view being a
mirror image thereof, the features of the sword handle
shown in broken lines being for illustrative purposes only
and forming no part of the claimed design;
FIG. 2 is a left side elevation view of the sword blade of FIG.
1, the right side elevation view being a mirror image thereof;
FIG. 3 is a top end view of the sword blade of FIG. 1; and,
FIG. 4 is a bottom end view of the sword blade of FIG. 1.

1 Claim, 2 Drawing Sheets



US D502,246 S

Page 2

U.S. PATENT DOCUMENTS

D378,982 S	4/1997	Thompson	D22/118	D473,620 S	4/2003	Rae	D22/118
D379,211 S	5/1997	Thompson	D22/118	D473,621 S	4/2003	Rae	D22/118
D379,488 S	5/1997	Hibben	D22/118	D473,622 S	4/2003	Rae	D22/118
D380,520 S	7/1997	Hibben	D22/118	D473,623 S	4/2003	Rae	D22/118
D381,060 S	7/1997	Moran	D22/118	D473,624 S	4/2003	Rae	D22/118
D382,187 S	8/1997	Hibben	D22/118	D473,625 S	4/2003	Rae	D22/118
D383,519 S	9/1997	Lainhart	D22/118	D473,626 S	4/2003	Rae	D22/118
D388,150 S	12/1997	Glesser	D22/118	D473,627 S	4/2003	Rae	D22/118
D398,211 S	9/1998	Howard	D22/118	D473,911 S	4/2003	Green	D22/118
D406,308 S	3/1999	Hibben	D22/118	D473,912 S	4/2003	Rae	D22/118
D409,269 S	5/1999	Carson et al.	D22/118	D473,913 S	4/2003	Hall	D22/118
D430,258 S	8/2000	Hall et al.	D22/118	D473,914 S	4/2003	Rae	D22/118
D430,917 S	9/2000	Hall et al.	D22/118	D473,915 S	4/2003	Hall	D22/118
D434,466 S	11/2000	Hall et al.	D22/118	D473,916 S	4/2003	Rae	D22/118
D446,571 S	8/2001	Frazer	D22/118	D473,917 S	4/2003	Carter, III	D22/118
D448,828 S	10/2001	Karnezis	D22/118	D473,918 S	4/2003	Rae	D22/118
D451,571 S	12/2001	Barker, II	D22/118	D473,919 S	4/2003	Rae	D22/118
D451,572 S	12/2001	Barker, II	D22/118	D473,920 S	4/2003	Rae	D22/118
D452,546 S	12/2001	Barker, II	D22/118	D473,921 S	4/2003	Rae	D22/118
D452,547 S	12/2001	Barker, II	D22/118	D473,922 S	4/2003	Rae	D22/118
D452,895 S	1/2002	Rae et al.	D22/118	D473,923 S	4/2003	Rae	D22/118
D454,611 S	3/2002	Veltz et al.	D22/118	D473,924 S	4/2003	Rae	D22/118
D461,217 S	8/2002	Hall et al.	D22/118	D474,828 S	5/2003	Rae	D22/118
D461,868 S	8/2002	Hall et al.	D22/118	D474,829 S	5/2003	Rae	D22/118
D473,609 S	4/2003	Rae	D22/118	D475,114 S	5/2003	Rae et al.	D22/118
D473,610 S	4/2003	Rae	D22/118	D475,431 S	6/2003	Rae	D22/118
D473,611 S	4/2003	Rae	D22/118	D478,957 S	8/2003	Rae	D22/118
D473,612 S	4/2003	Rae	D22/118	D480,778 S	10/2003	Rae	D22/118
D473,613 S	4/2003	Rae	D22/118	D480,779 S	10/2003	Rae	D22/118
D473,614 S	4/2003	Rae	D22/118	D483,433 S	12/2003	Rae	D22/118
D473,615 S	4/2003	Rae	D22/118	D483,832 S	12/2003	Carter, III et al.	D22/118
D473,616 S	4/2003	Rae	D22/118	D483,833 S	12/2003	Rae	D22/118
D473,617 S	4/2003	Rae	D22/118	D484,215 S	12/2003	Carter, III et al.	D22/118
D473,618 S	4/2003	Rae	D22/118	D485,327 S	1/2004	Carter, III et al.	D22/118
D473,619 S	4/2003	Rae	D22/118	D485,596 S	1/2004	Rae	D22/118

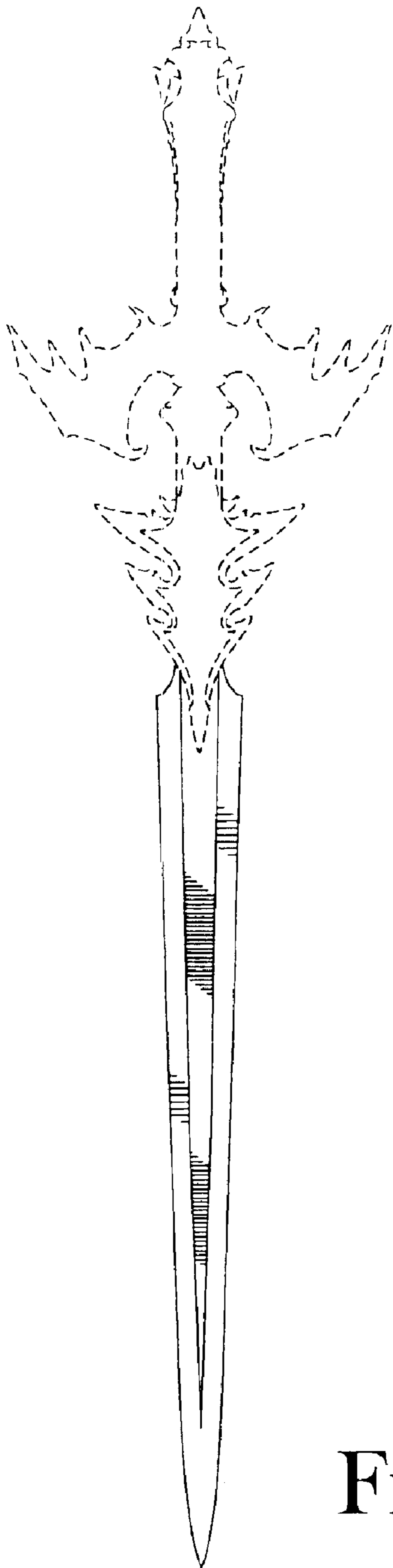


Fig. 1



Fig. 2

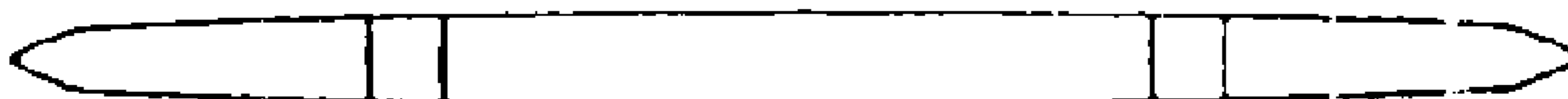


Fig. 3




Fig. 4