



US00D502228S

(12) **United States Design Patent** (10) **Patent No.:** **US D502,228 S**
Lucas (45) **Date of Patent:** **** Feb. 22, 2005**

(54) **DOLL**

D455,466 S * 4/2002 Budget D21/648

(76) **Inventor:** **Aniberca Lucas**, 60 1st St., Apt. 1E,
Garden City Park, NY (US) 11040

* cited by examiner

(**) **Term:** **14 Years**

Primary Examiner—Lucy Lieberman

(74) *Attorney, Agent, or Firm*—Michael I. Kroll

(21) **Appl. No.:** **29/208,474**

(57) **CLAIM**

(22) **Filed:** **Jun. 28, 2004**

The ornamental design for a doll, as shown and described.

(51) **LOC (7) Cl.** **21-01**

DESCRIPTION

(52) **U.S. Cl.** **D21/648**

FIG. 1 is a front elevational view of the doll showing my new design;

(58) **Field of Search** D21/645–649,

D21/639, 631, 643, 644, 634; D11/160;

446/268, 297, 369, 372, 376–384

FIG. 2 is a rear elevational view of the doll showing my new design;

(56) **References Cited**

FIG. 3 is a right side elevational view of the doll showing my new design;

U.S. PATENT DOCUMENTS

D72,001 S * 2/1927 Conselman D21/647

4,197,670 A * 4/1980 Cox 446/369

D314,800 S * 2/1991 Ziolkowski D21/648

D390,286 S * 2/1998 Birks D21/648

5,746,602 A * 5/1998 Kikinis 434/169

D410,711 S * 6/1999 Kester et al. D21/648

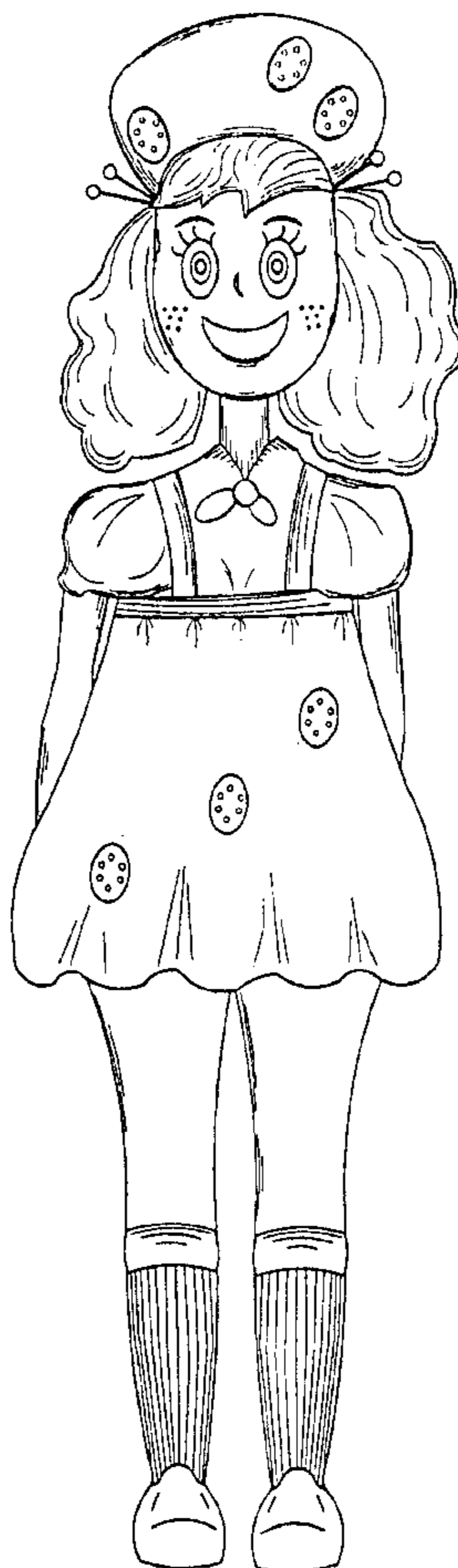
6,012,963 A * 1/2000 Lee 446/385

FIG. 4 is a left side elevational view the doll showing my new design;

FIG. 5 is a top plan view of the doll showing my new design; and,

FIG. 6 is a bottom plan view of the doll showing my new design.

1 Claim, 6 Drawing Sheets






FIG. 1




FIG. 2



FIG. 3




FIG. 4




FIG. 5




FIG. 6