

US00D502217S

(12) **United States Design Patent**  
**Hung**

(10) **Patent No.:** **US D502,217 S**

(45) **Date of Patent:** **\*\* Feb. 22, 2005**

(54) **MARKER**

(75) **Inventor:** **Peter M. H. Hung**, Kowloon (HK)

(73) **Assignee:** **Fulon Development Limited**, Kowloon (HK)

(\*\*) **Term:** **14 Years**

(21) **Appl. No.:** **29/207,066**

(22) **Filed:** **Jun. 9, 2004**

(51) **LOC (7) Cl.** ..... **19-06**

(52) **U.S. Cl.** ..... **D19/43; D19/56; D19/57**

(58) **Field of Search** ..... D19/35, 36, 41-51,  
D19/53-58, 81-85; 401/98, 99-117, 196,  
198, 202, 213, 243-247, 261, 262, 29-34;  
24/10 R, 11 R, 11 P, 11 F, 11 M, 11 HC,  
11 CT

(56) **References Cited**

**U.S. PATENT DOCUMENTS**

3,464,775 A \* 9/1969 Beal ..... 401/199  
D234,225 S \* 1/1975 Ito ..... D10/48  
4,915,529 A \* 4/1990 List ..... 401/202

5,026,189 A \* 6/1991 Keil ..... 401/198  
D320,618 S \* 10/1991 Grotsch ..... D19/48  
D428,441 S \* 7/2000 Isobe et al. .... D19/53  
D447,174 S \* 8/2001 Kamiyama ..... D19/43  
D470,887 S \* 2/2003 Okutani ..... D19/43

\* cited by examiner

*Primary Examiner*—Martie K. Holtje

(74) *Attorney, Agent, or Firm*—Rabin & Berdo, P.C.

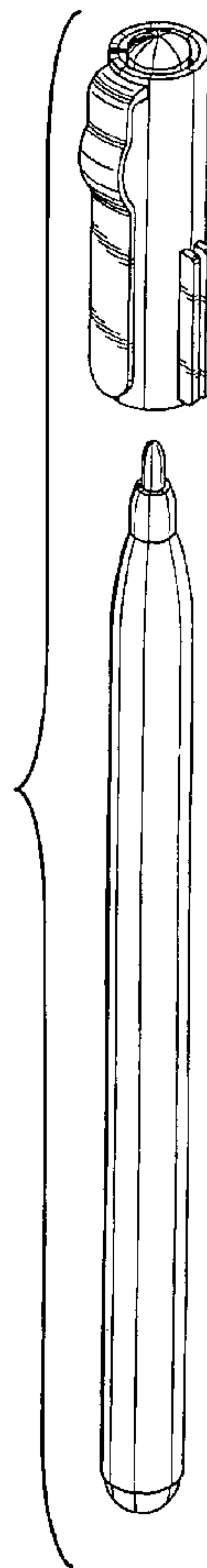
(57) **CLAIM**

The ornamental design for a marker, as shown and described.

**DESCRIPTION**

FIG. 1 is a perspective view of a marker showing my new design;  
FIG. 2 is a front view thereof;  
FIG. 3 is a left side view thereof;  
FIG. 4 is a rear view thereof;  
FIG. 5 is a right side view thereof;  
FIG. 6 is a top end view thereof;  
FIG. 7 is a bottom end view thereof; and,  
FIG. 8 is a perspective view in separated condition.

**1 Claim, 3 Drawing Sheets**



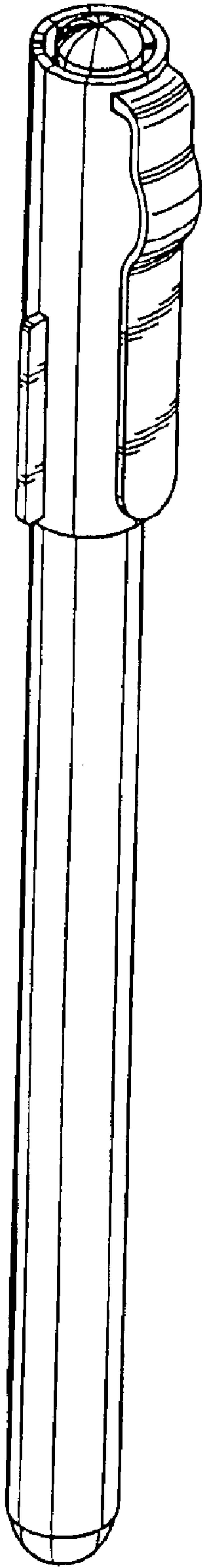


FIG. 1

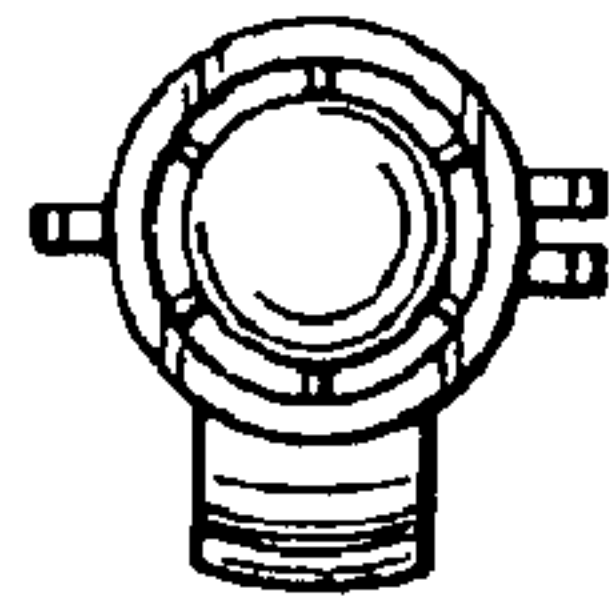


FIG. 6

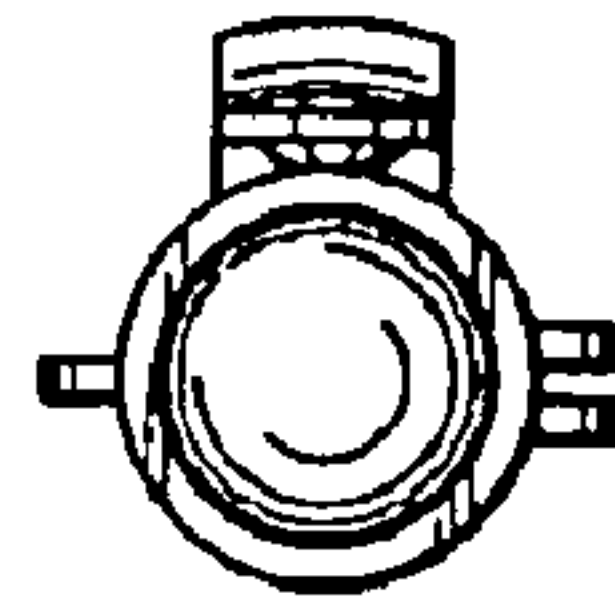


FIG. 7

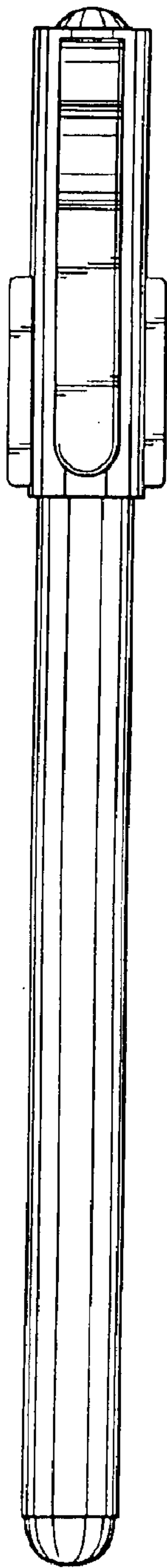


FIG. 2

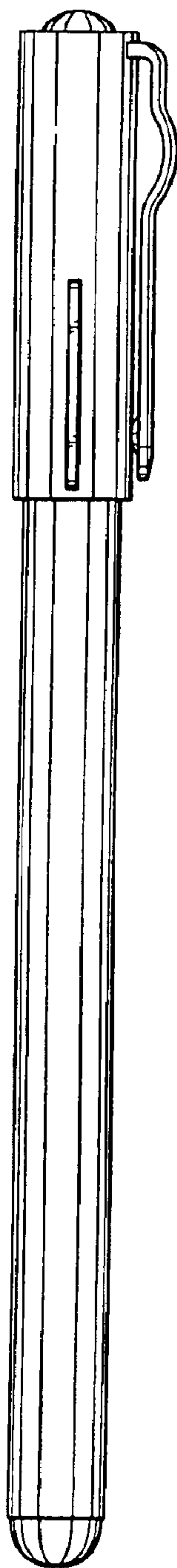


FIG. 3

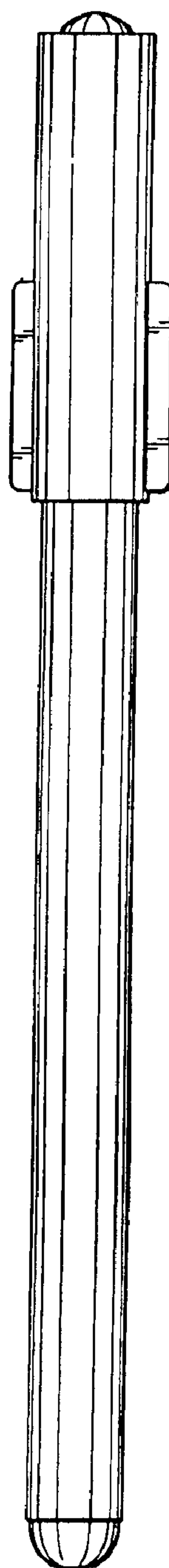


FIG. 4

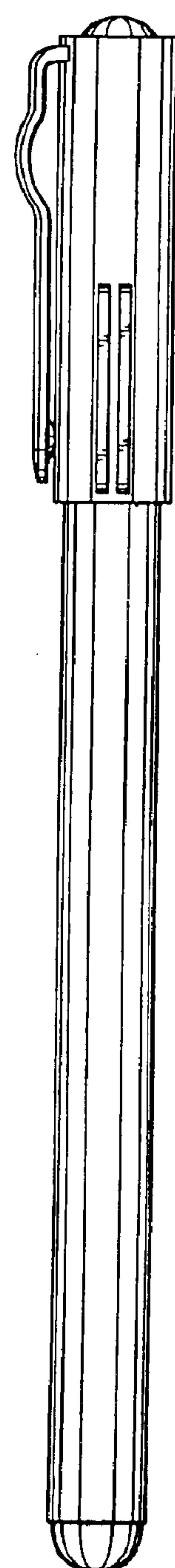


FIG. 5

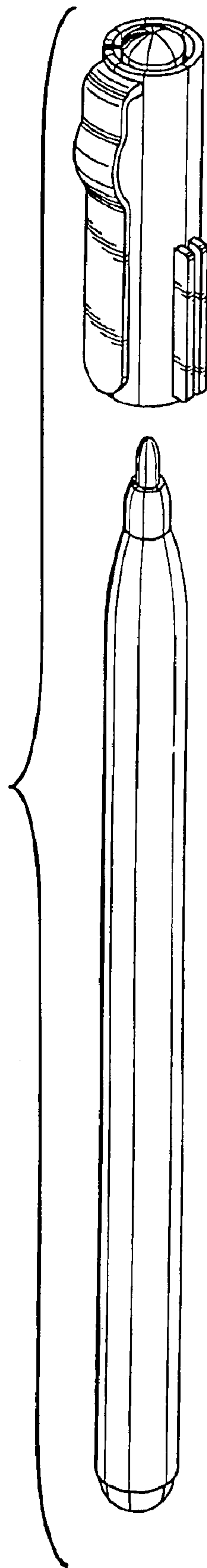


FIG. 8