



US00D502208S

(12) **United States Design Patent**  
**Joachim et al.**

(10) **Patent No.: US D502,208 S**  
(45) **Date of Patent: \*\* Feb. 22, 2005**

(54) **LARGE BUTTON CALCULATOR**

D466,147 S \* 11/2002 Chan ..... D18/7  
D475,736 S \* 6/2003 Hsu ..... D18/7

(75) Inventors: **David Joachim**, Bridgewater, NJ (US);  
**Robert Staubitz**, Collinsville, CT (US);  
**Timothy C. Repp**, Pleasant Valley, CT (US)

**FOREIGN PATENT DOCUMENTS**

GB 2064744 \* 4/1997

\* cited by examiner

(73) Assignee: **Royal Consumer Information Products, Inc**, Somerset, NJ (US)

*Primary Examiner*—Caron D. Veynar  
(74) *Attorney, Agent, or Firm*—Roberts & Roberts, LLP

(\*\*) Term: **14 Years**

(57) **CLAIM**

(21) Appl. No.: **29/190,671**

The ornamental design for a large button calculator, as shown and described.

(22) Filed: **Sep. 24, 2003**

**DESCRIPTION**

(51) **LOC (7) Cl.** ..... **18-01**

(52) **U.S. Cl.** ..... **D18/7**

(58) **Field of Search** ..... D18/1, 2, 4.1-4.6,  
D18/5-7, 10, 11; D14/341, 345, 346; 235/419-434,  
61 R-60.22; 364/705.06, 705.07, 706-710;  
200/5 A; 361/683

FIG. 1 is a perspective view of a large button calculator according to our invention.  
FIG. 2 is a front side view thereof.  
FIG. 3 is a left side view thereof.  
FIG. 4 is a right side view thereof.  
FIG. 5 is a top view thereof.  
FIG. 6 is a bottom view thereof; and,  
FIG. 7 is a rear side view thereof, the broken lines shown are for illustrative purposes only and form no part of the claimed design.

(56) **References Cited**

**U.S. PATENT DOCUMENTS**

D310,094 S \* 8/1990 Noguchi ..... D18/7  
D315,369 S \* 3/1991 Tayco, Sr. .... D18/7  
D383,485 S \* 9/1997 Segan et al. .... D18/7

**1 Claim, 5 Drawing Sheets**

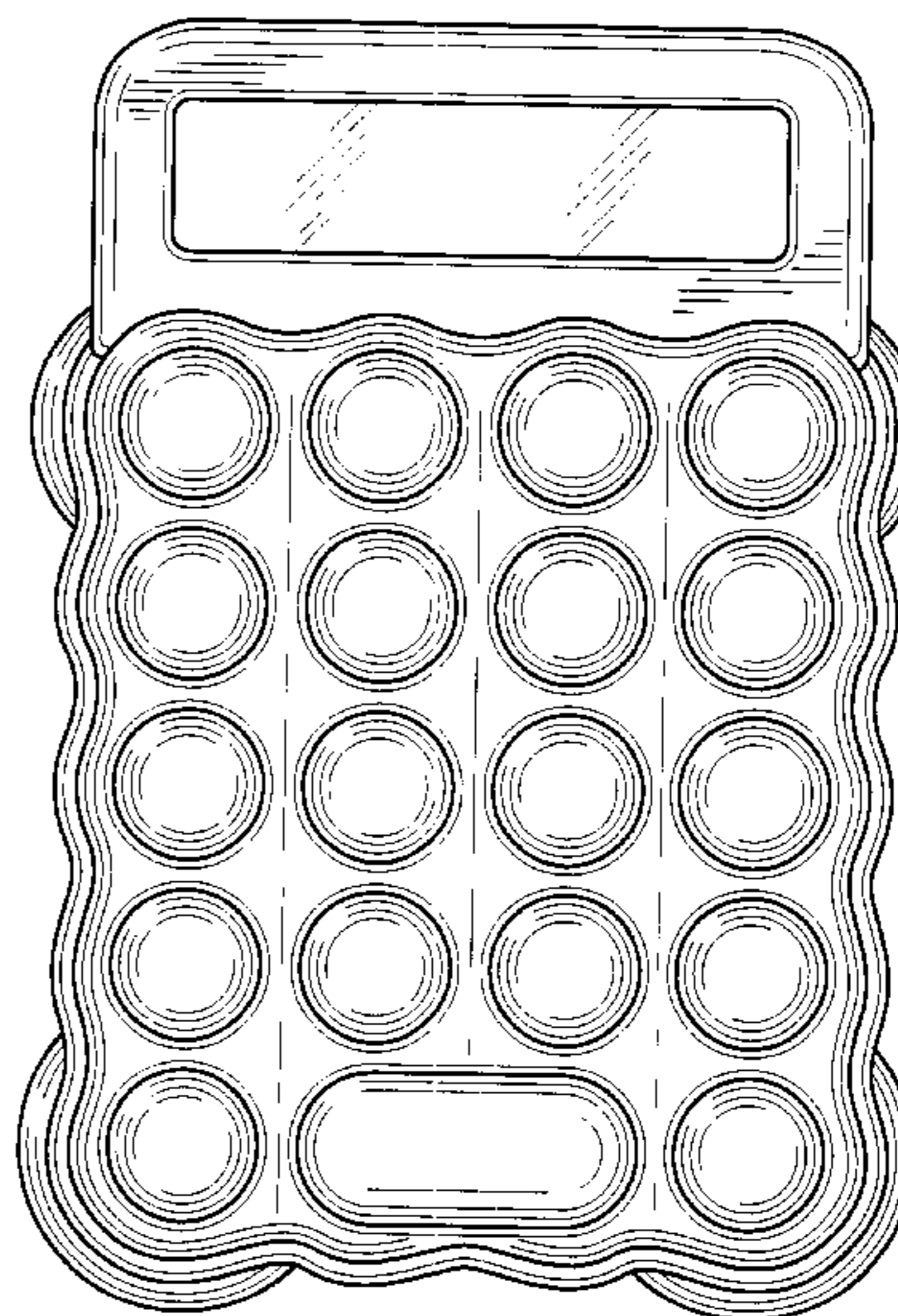


FIG. 1



FIG. 2

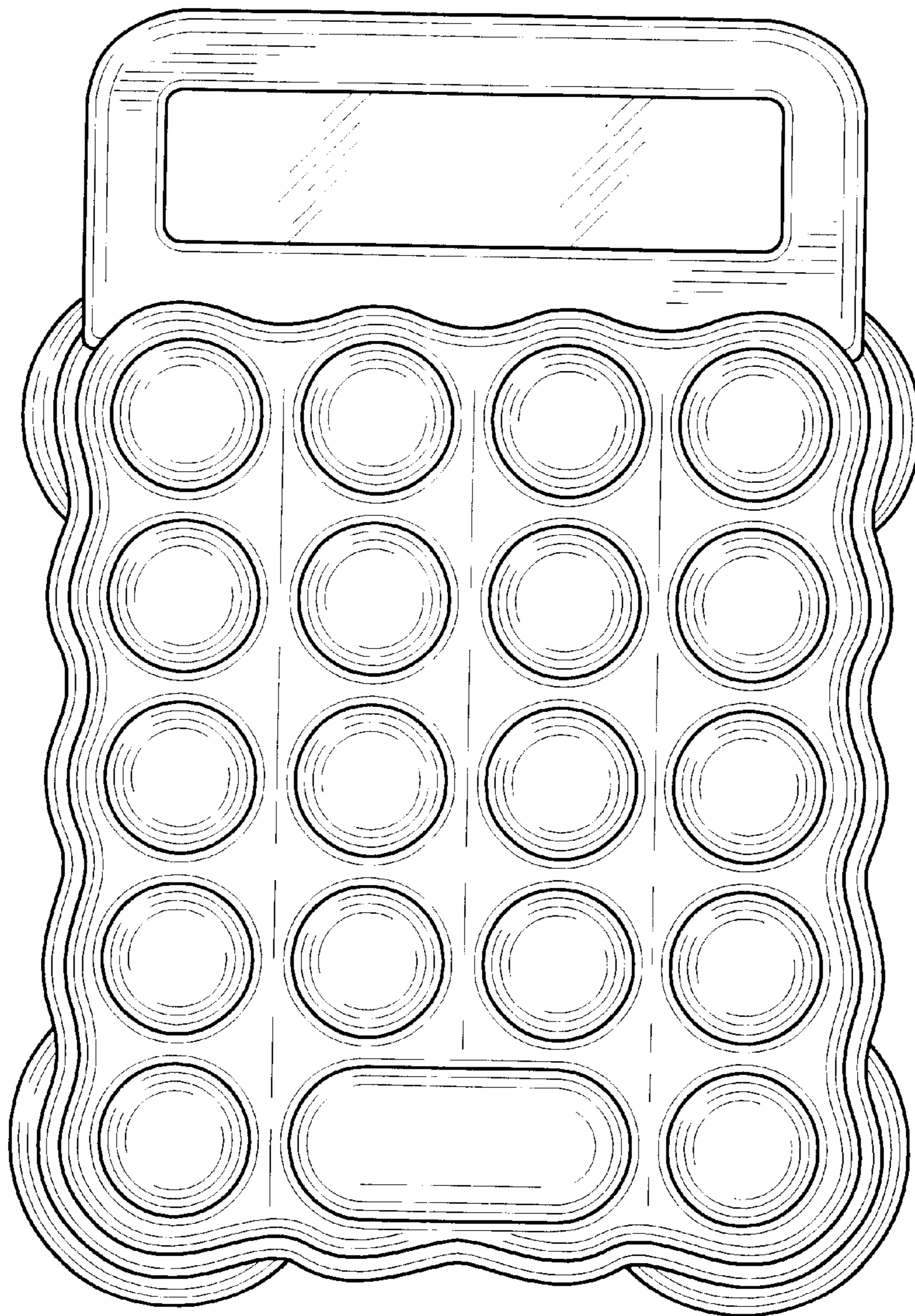


FIG. 3




FIG. 4




FIG. 5




FIG. 6




FIG. 7

