



US00D502203S

(12) **United States Design Patent**
Grubb

(10) **Patent No.:** **US D502,203 S**

(45) **Date of Patent:** **** Feb. 22, 2005**

(54) **SPEED REDUCER FOR RETRACTABLE
SCREEN SYSTEMS**

5,634,507 A * 6/1997 Kwoka 160/296
6,082,432 A * 7/2000 Kissinger 160/290.1
6,158,563 A * 12/2000 Welfonder et al. 160/307
6,591,890 B1 7/2003 Grubb 160/296

(75) **Inventor:** **Dennis A. Grubb**, Orange, CA (US)

* cited by examiner

(73) **Assignee:** **Clear View Products, Inc.**, Anaheim,
CA (US)

Primary Examiner—Adir Aronovich

(**) **Term:** **14 Years**

(74) *Attorney, Agent, or Firm*—Fulwider Patton Lee &
Utecht, LLP

(21) **Appl. No.:** **29/192,824**

(57) **CLAIM**

(22) **Filed:** **Oct. 30, 2003**

The ornamental design for a speed reducer for retractable
screen systems, as shown and described.

Related U.S. Application Data

DESCRIPTION

(63) Continuation of application No. 10/617,944, filed on Jul. 11,
2003, which is a continuation of application No. 09/909,928,
filed on Jul. 9, 2001, now Pat. No. 6,591,890.

FIG. 1 is a perspective view of a speed reducer for retract-
able screen systems illustrating my new design;

(51) **LOC (7) Cl.** **16-05**

FIG. 2 is an enlarged perspective view of a speed reducer of
FIG. 1;

(52) **U.S. Cl.** **D16/241**

FIG. 3 is an enlarged front elevational view thereof, the
undisclosed rear view being identical;

(58) **Field of Search** D6/575; D12/191;
D16/241; 160/24, 290.1, 291–296, 305,
307; 359/443, 461

FIG. 4 is an enlarged right side elevational view thereof, the
undisclosed left side view being identical;

(56) **References Cited**

FIG. 5 is an enlarged top plan view thereof; and,

U.S. PATENT DOCUMENTS

FIG. 6 is an enlarged bottom plan view thereof.

107,747 A * 9/1870 Yates 160/305
D181,408 S * 11/1957 Cooley D16/241
2,922,471 A * 1/1960 Nicholas 160/24
4,535,829 A * 8/1985 Fukuchi 160/291

The broken line showing of a retractable screen in FIG. 1 is
for illustrative purposes only and forms no part of the
claimed design.

1 Claim, 2 Drawing Sheets




FIG. 1

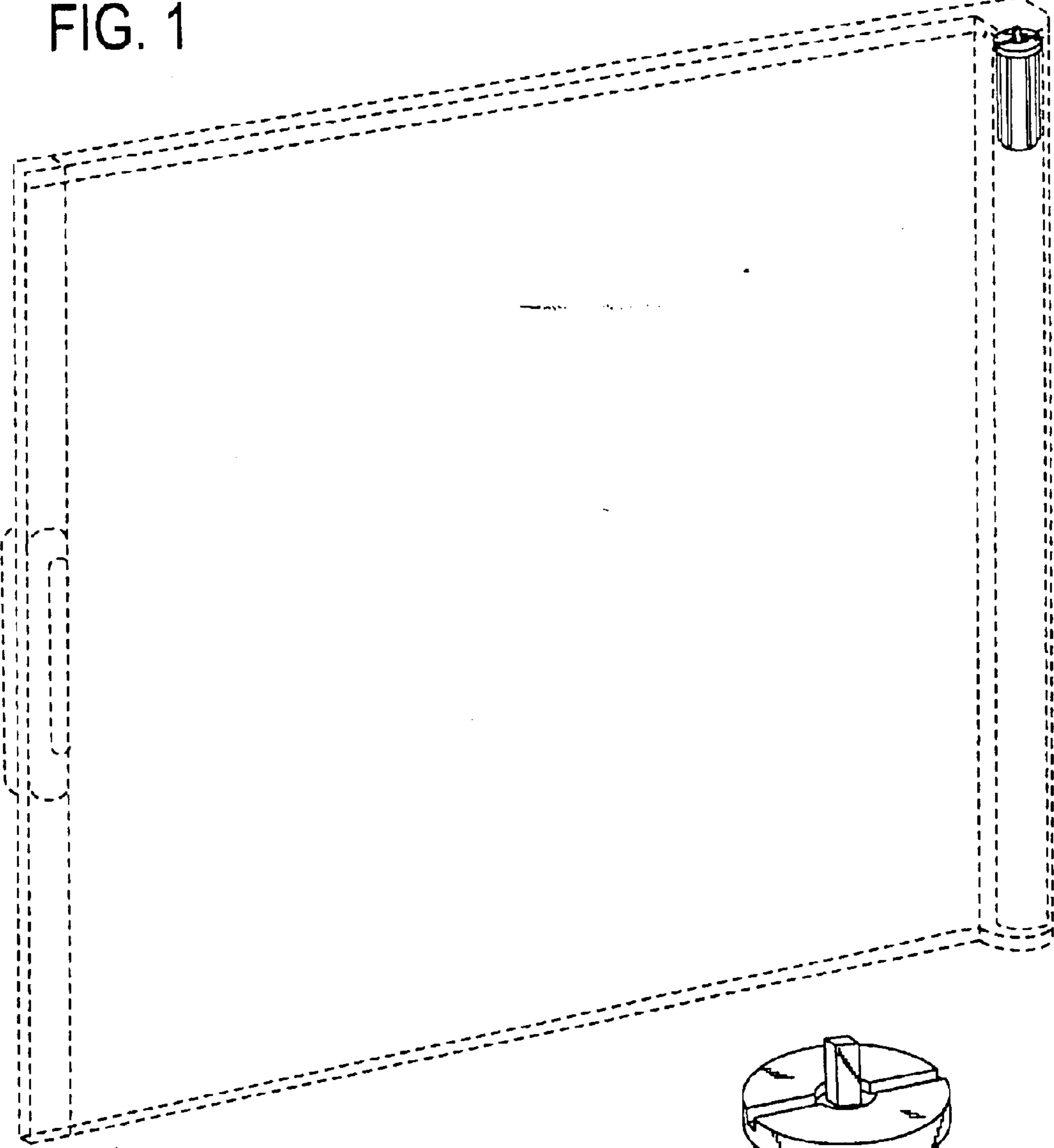



FIG. 2






FIG. 3

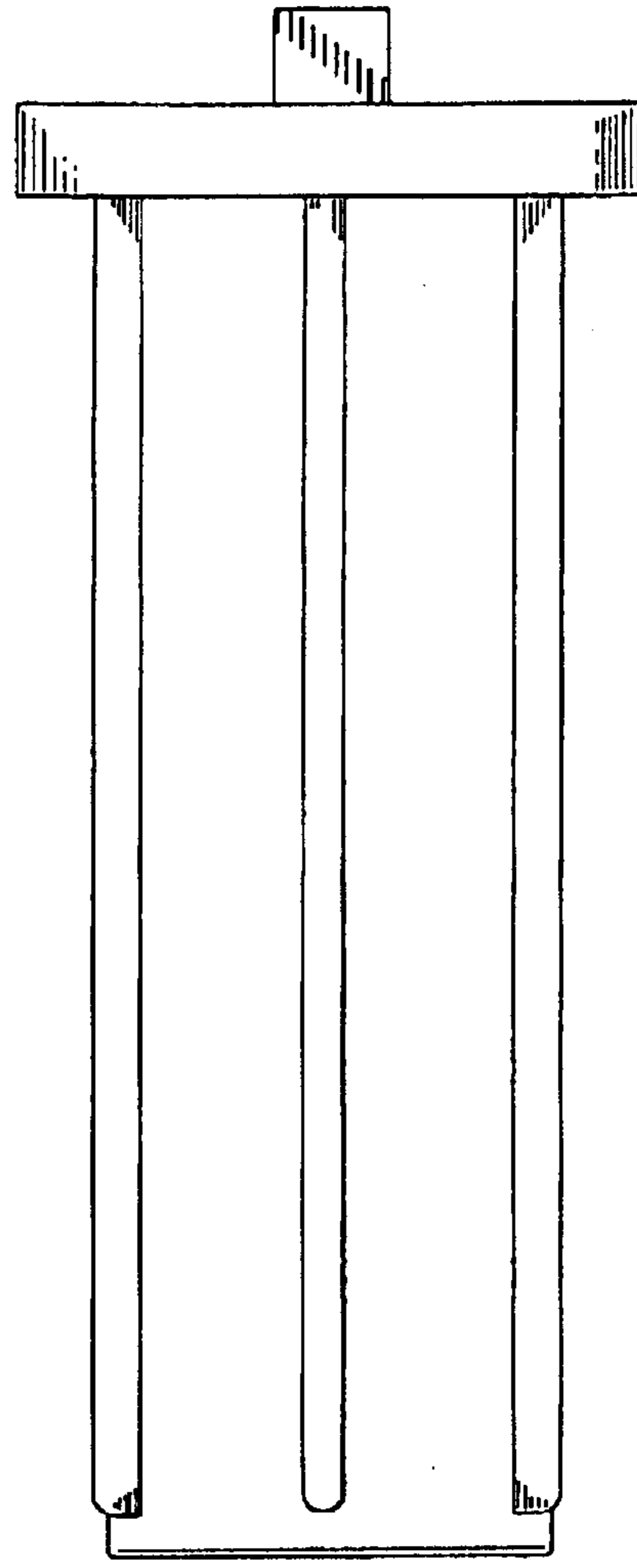


FIG. 4

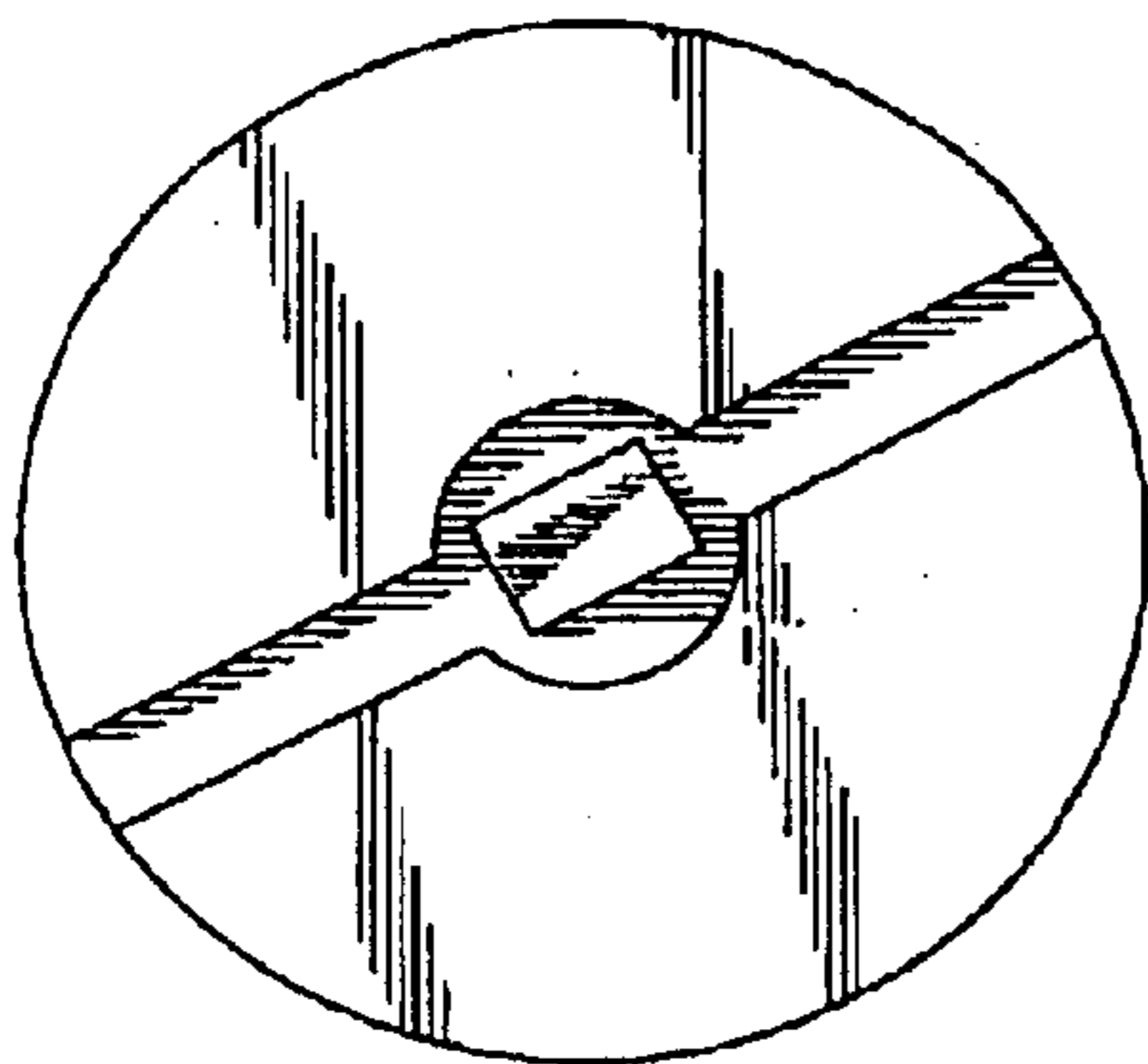


FIG. 5

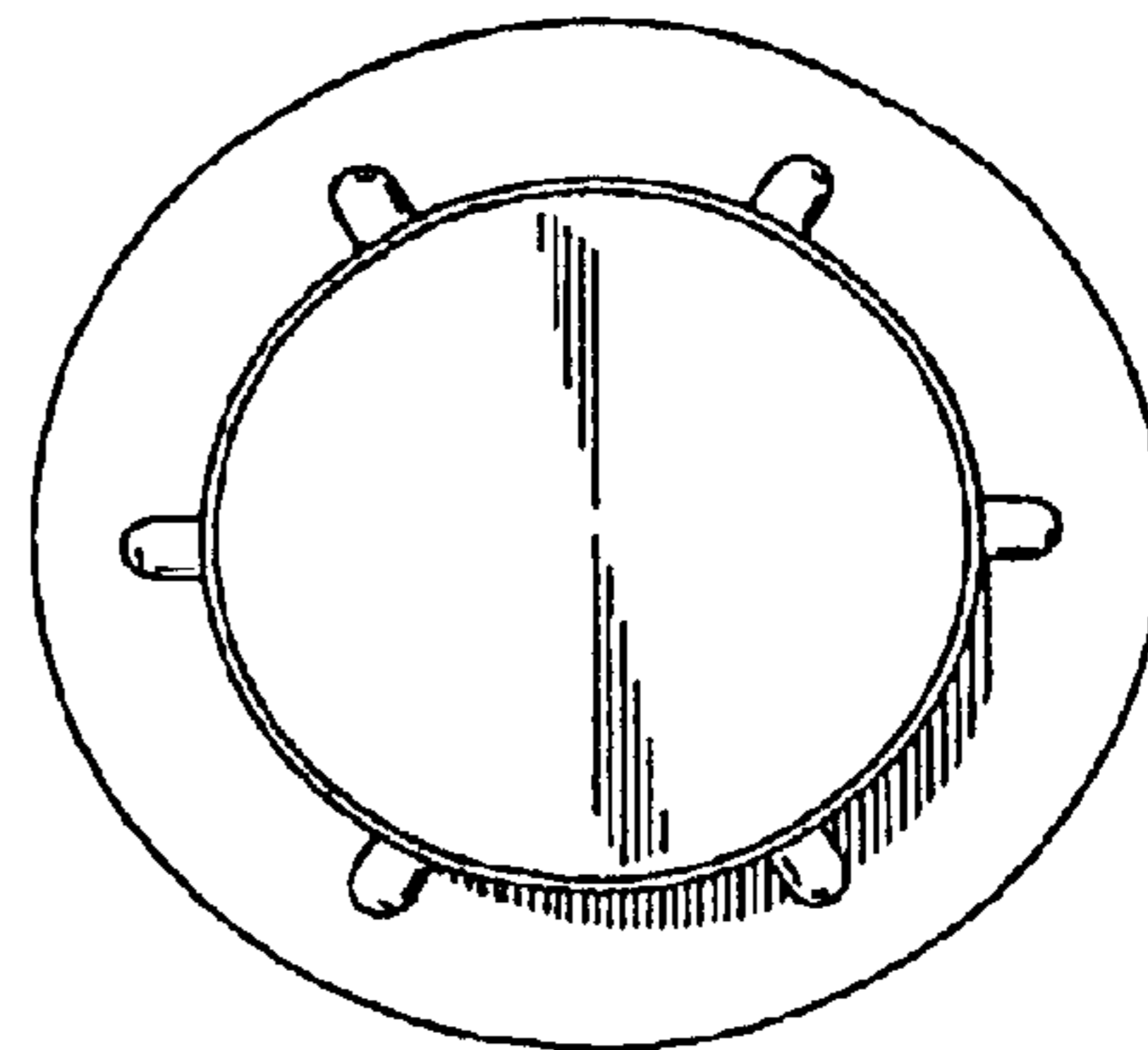


FIG. 6

UNITED STATES PATENT AND TRADEMARK OFFICE
CERTIFICATE OF CORRECTION

PATENT NO. : Des. 502,203 S
DATED : February 22, 2005
INVENTOR(S) : Dennis A. Grubb

Page 1 of 1

It is certified that error appears in the above-identified patent and that said Letters Patent is hereby corrected as shown below:

Title page.

Item [63], **Related U.S. Application Data**, delete "09/909,928" and insert -- 09/909,028 --.

Delete "Jul. 9, 2001" and insert -- Jul. 19, 2001 --.

Signed and Sealed this

Sixth Day of September, 2005

A handwritten signature in black ink on a light gray dotted background. The signature reads "Jon W. Dudas" in a cursive style.

JON W. DUDAS

Director of the United States Patent and Trademark Office