

US00D502179S

(12) **United States Design Patent**  
**Cha et al.**

(10) **Patent No.:** **US D502,179 S**  
(45) **Date of Patent:** **\*\* Feb. 22, 2005**

(54) **IMAGE DISPLAYER**

D486,825 S \* 2/2004 Shiota et al. .... D14/374  
D490,420 S \* 5/2004 Solomon et al. .... D14/341

(75) Inventors: **Hyun Byung Cha**, Seoul (KR); **Dong Hun Lee**, Seoul (KR)

\* cited by examiner

(73) Assignee: **LG Electronics Inc.**, Seoul (KR)

*Primary Examiner*—Freda S. Nunn  
(74) *Attorney, Agent, or Firm*—Birch, Stewart, Kolasch & Birch, LLP

(\*\*) Term: **14 Years**

(57) **CLAIM**

(21) Appl. No.: **29/200,073**

The ornamental design for image displayer, as shown and described.

(22) Filed: **Feb. 24, 2004**

(30) **Foreign Application Priority Data**

**DESCRIPTION**

Aug. 25, 2003 (KR) ..... 30-2003-0023982

FIG. 1 is a perspective view of the image displayer;  
FIG. 2 is a front view thereof;  
FIG. 3 is a rear view thereof;  
FIG. 4 is a left side view thereof;  
FIG. 5 is a right side view thereof;  
FIG. 6 is a top plan view thereof;  
FIG. 7 is a bottom plan view thereof;  
FIG. 8 is a right side view thereof shown in an alternate position; and,  
FIG. 9 is a right side view thereof with an alternate stand being shown in broken lines for illustrative purposes only and forms no part of the claimed design.

(51) **LOC (7) Cl.** ..... **14-02**

(52) **U.S. Cl.** ..... **D14/375**

(58) **Field of Search** ..... D14/371–375,  
D14/125–129, 341–346; 345/104, 156,  
168, 173; 348/180, 184, 325, 739; 349/1,  
2, 11, 62; 341/12

(56) **References Cited**

**U.S. PATENT DOCUMENTS**

D453,333 S \* 2/2002 Chen ..... D14/374  
D458,252 S \* 6/2002 Palm et al. .... D14/343

**1 Claim, 5 Drawing Sheets**

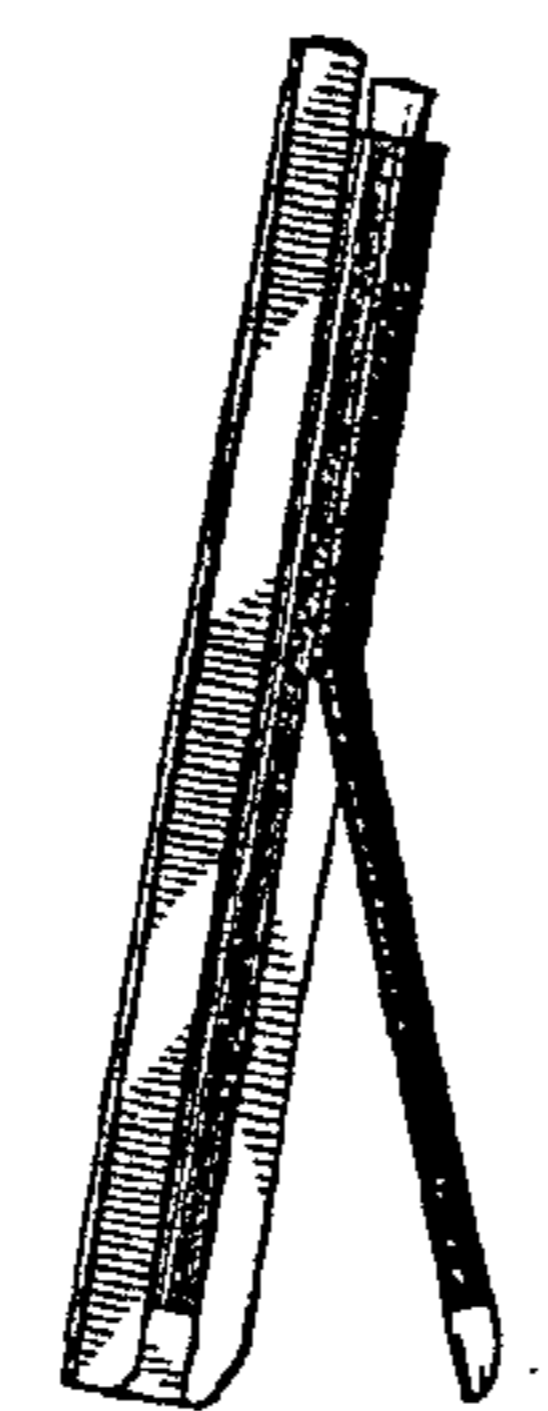
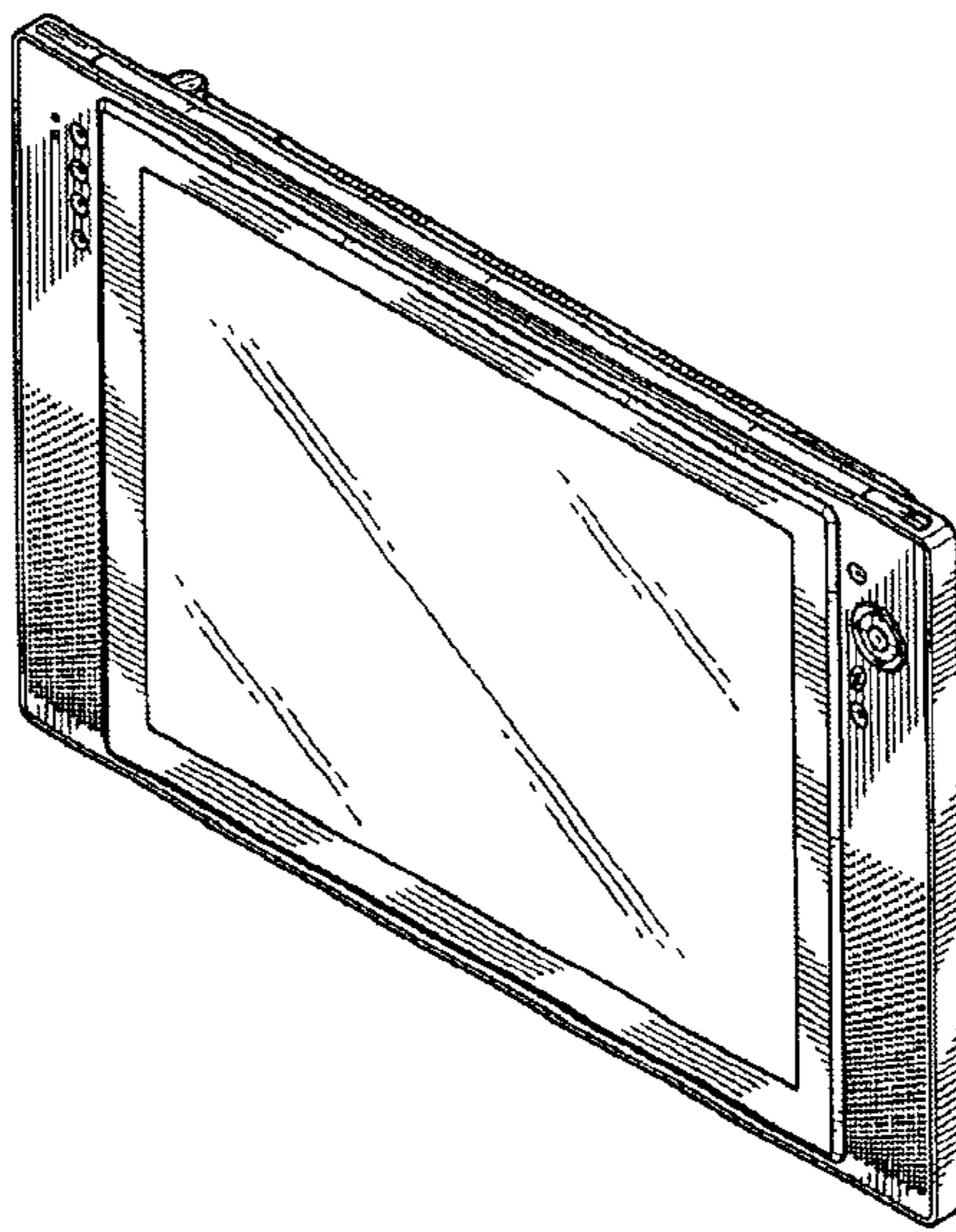


FIG. 1






FIG. 2

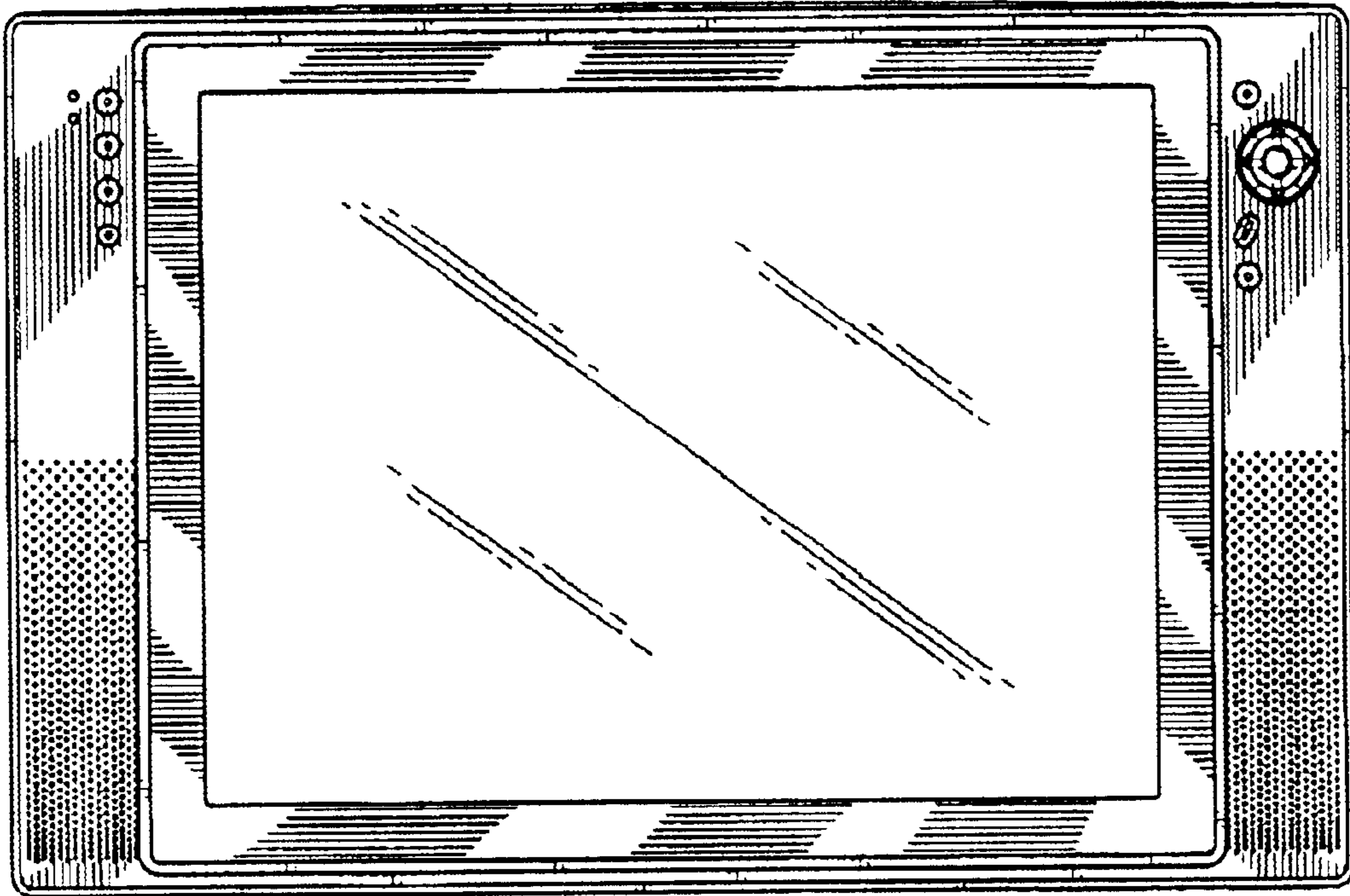


FIG. 3

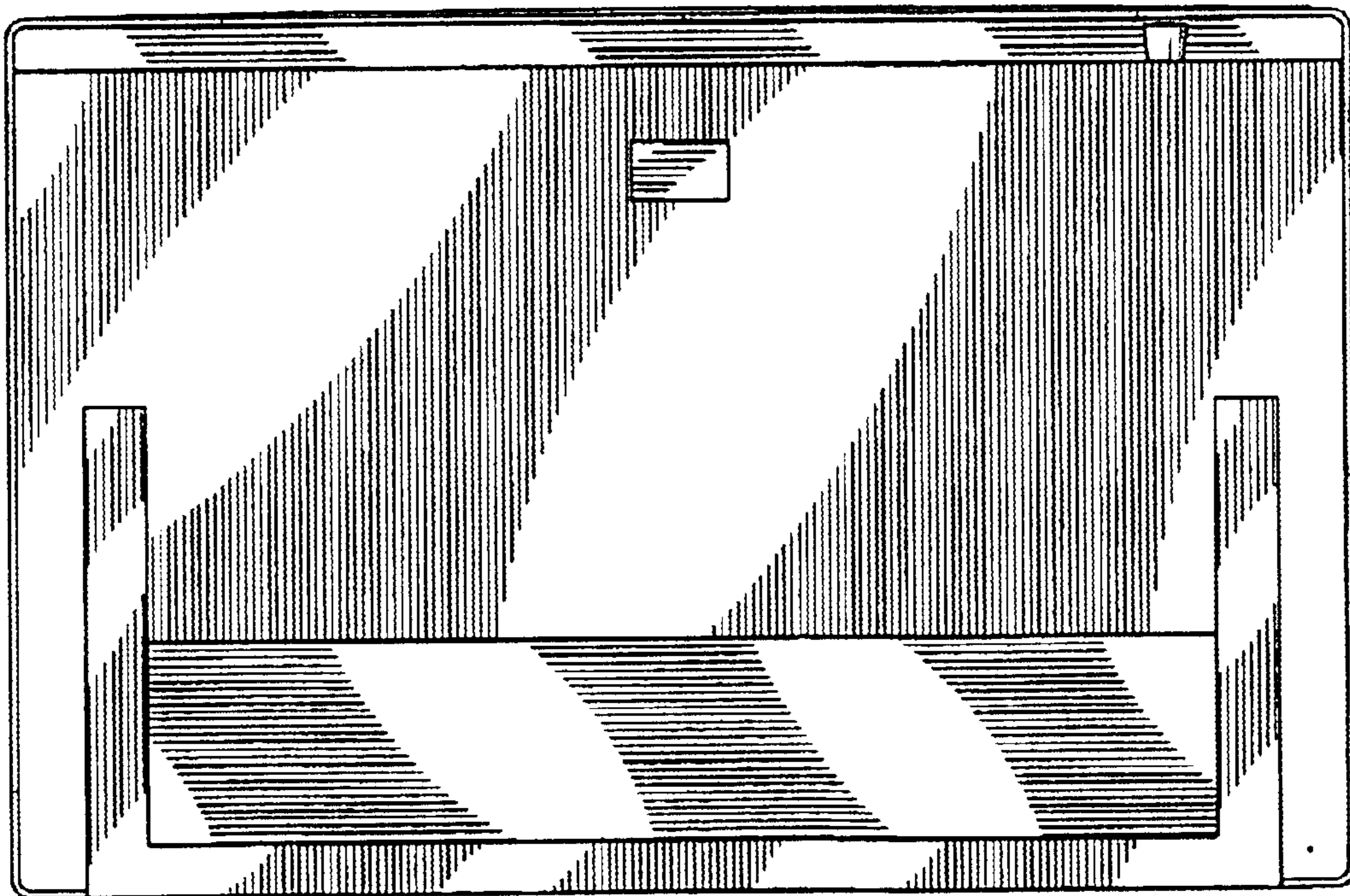


FIG. 4




FIG. 5




FIG. 6



FIG. 7




FIG. 8

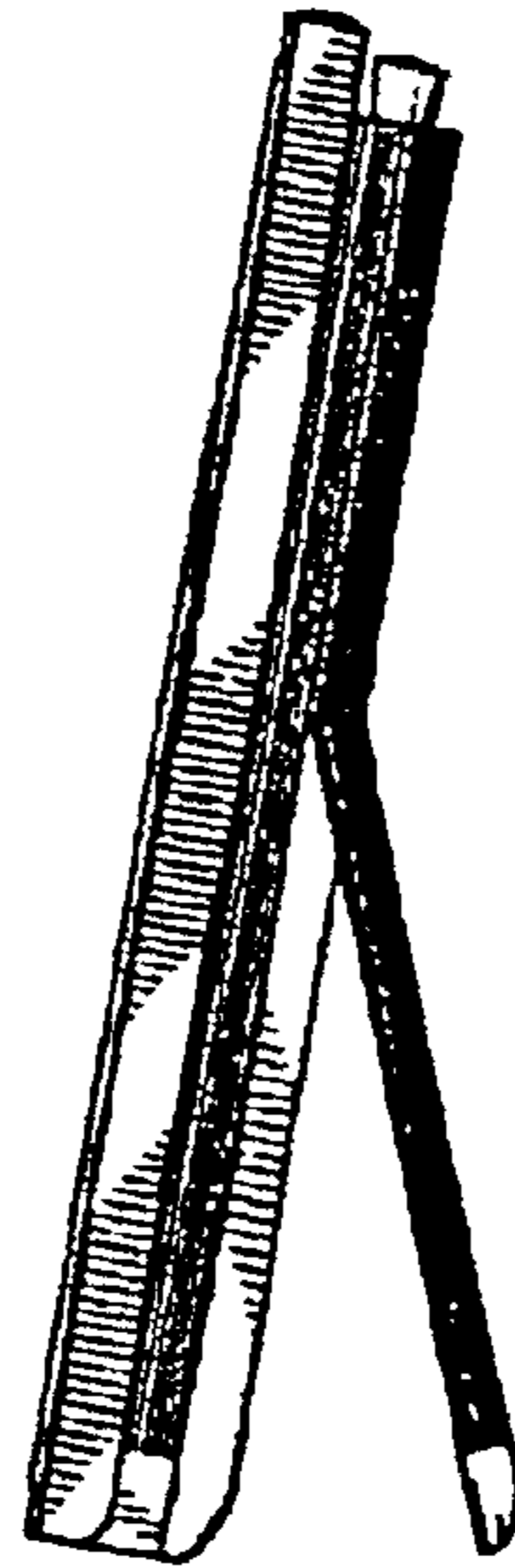


FIG. 9

