

US00D502177S

(12) **United States Design Patent**
Takada et al.

(10) **Patent No.: US D502,177 S**
(45) **Date of Patent: ** Feb. 22, 2005**

(54) **ELECTRONIC COMPUTER**

JP 1146338 7/2002

(75) Inventors: **Toshio Takada**, Edogawa-ku (JP);
Osamu Kondo, Nakano-ku (JP)

(73) Assignee: **Kabushiki Kaisha Toshiba** (JP)

(**) Term: **14 Years**

(21) Appl. No.: **29/202,416**

(22) Filed: **Mar. 31, 2004**

(30) **Foreign Application Priority Data**

Feb. 27, 2004 (JP) 2004-005911

(51) **LOC (7) Cl.** **14-02**

(52) **U.S. Cl.** **D14/318**

(58) **Field of Search** D14/315-328;
D18/1, 2, 7; 235/145 A, 145 R; 341/22,
23; 345/156, 168, 169, 172, 173, 87; 349/12;
361/680-686

(56) **References Cited**

U.S. PATENT DOCUMENTS

6,067,224 A	*	5/2000	Nobuchi	361/683
D476,326 S	*	6/2003	Tanimura	D14/318
D482,029 S	*	11/2003	Yoneda	D14/323
D485,554 S		1/2004	Kamegi		
D488,808 S		4/2004	Kamegi		
D488,809 S		4/2004	Kamegi		

FOREIGN PATENT DOCUMENTS

JP	1015182-2	10/1998
JP	1133701	2/2002

OTHER PUBLICATIONS

Catalog Contents Page; 2002 Sotec Notebook PC Line Up, WinBook WJ Series; Sotec; Aug. 22, 2002.
HP; Invent; EVD Notebook; p. 10; Jan., 2003.
Catalog Page; E-Note M260TX3; Sotec; Nov., 2000.

* cited by examiner

Primary Examiner—Freda S. Nunn

(74) *Attorney, Agent, or Firm*—Banner & Witcoff, Ltd.

(57) **CLAIM**

The ornamental design for an electronic computer, as shown and described.

DESCRIPTION

FIG. 1 is a reduced top, front and right side perspective view of an electronic computer showing our new design, FIG. 2 is a front elevational view thereof, FIG. 3 is a rear elevational view thereof, FIG. 4 is a left side elevational view thereof, FIG. 5 is a right side elevational view thereof, FIG. 6 is a top plan view thereof, FIG. 7 is a bottom plan view thereof, FIG. 8 is a front elevational view showing the article in a closed position thereof, FIG. 9 is a top plan view showing the article in the closed position thereof; and, FIG. 10 is a right side elevational view showing the article in the closed position thereof.

1 Claim, 5 Drawing Sheets

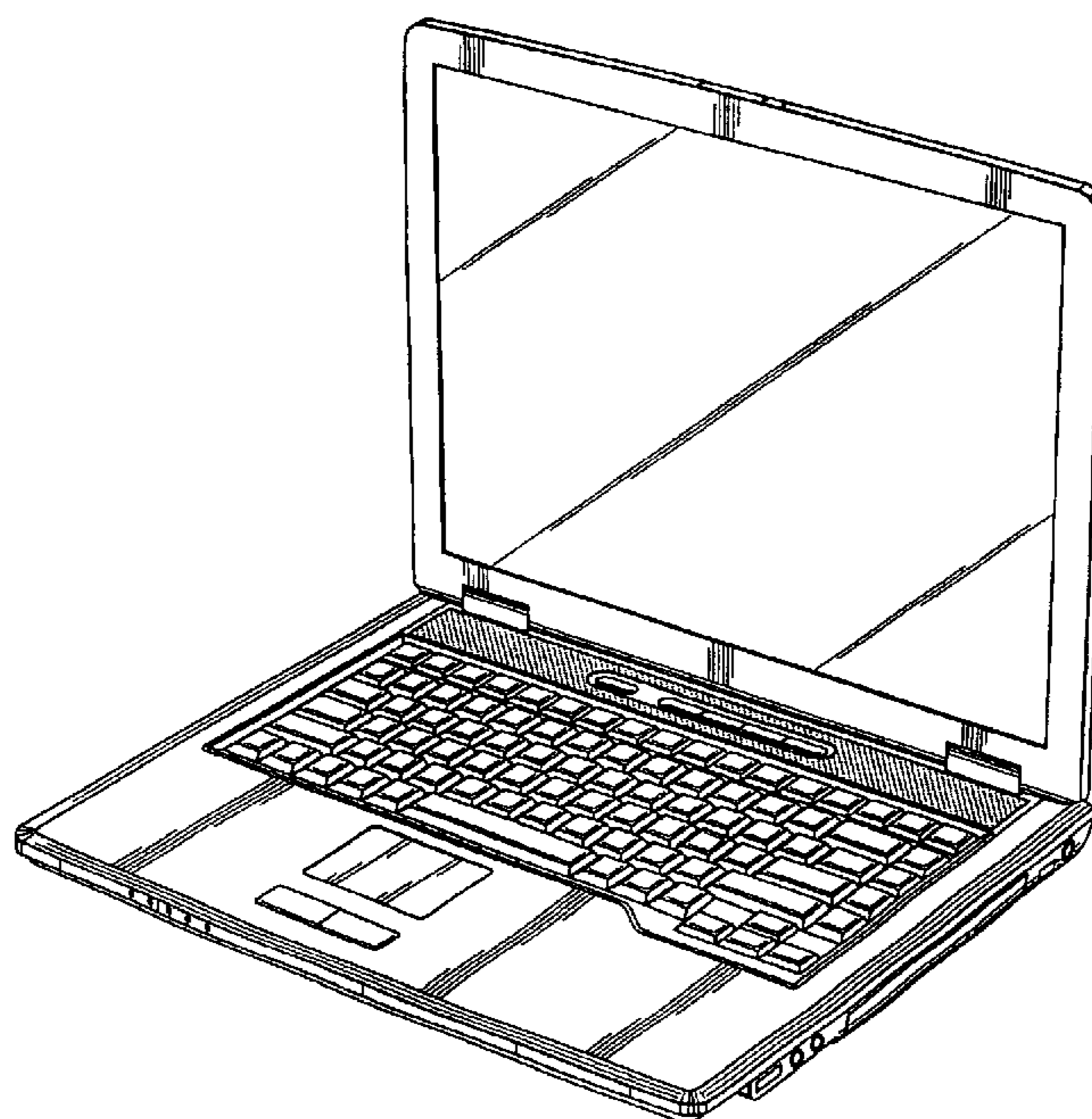


FIG. 1

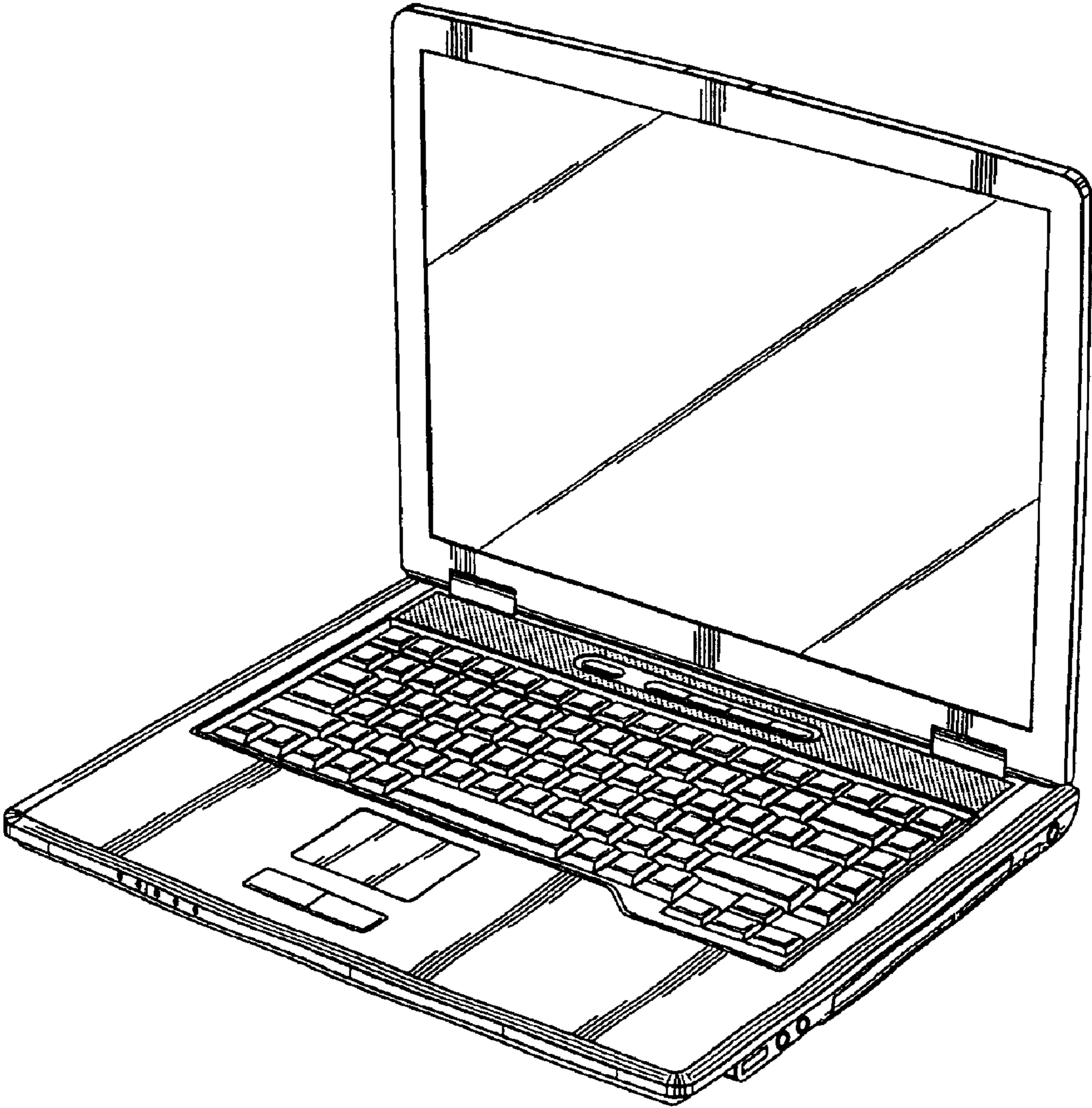


FIG. 2

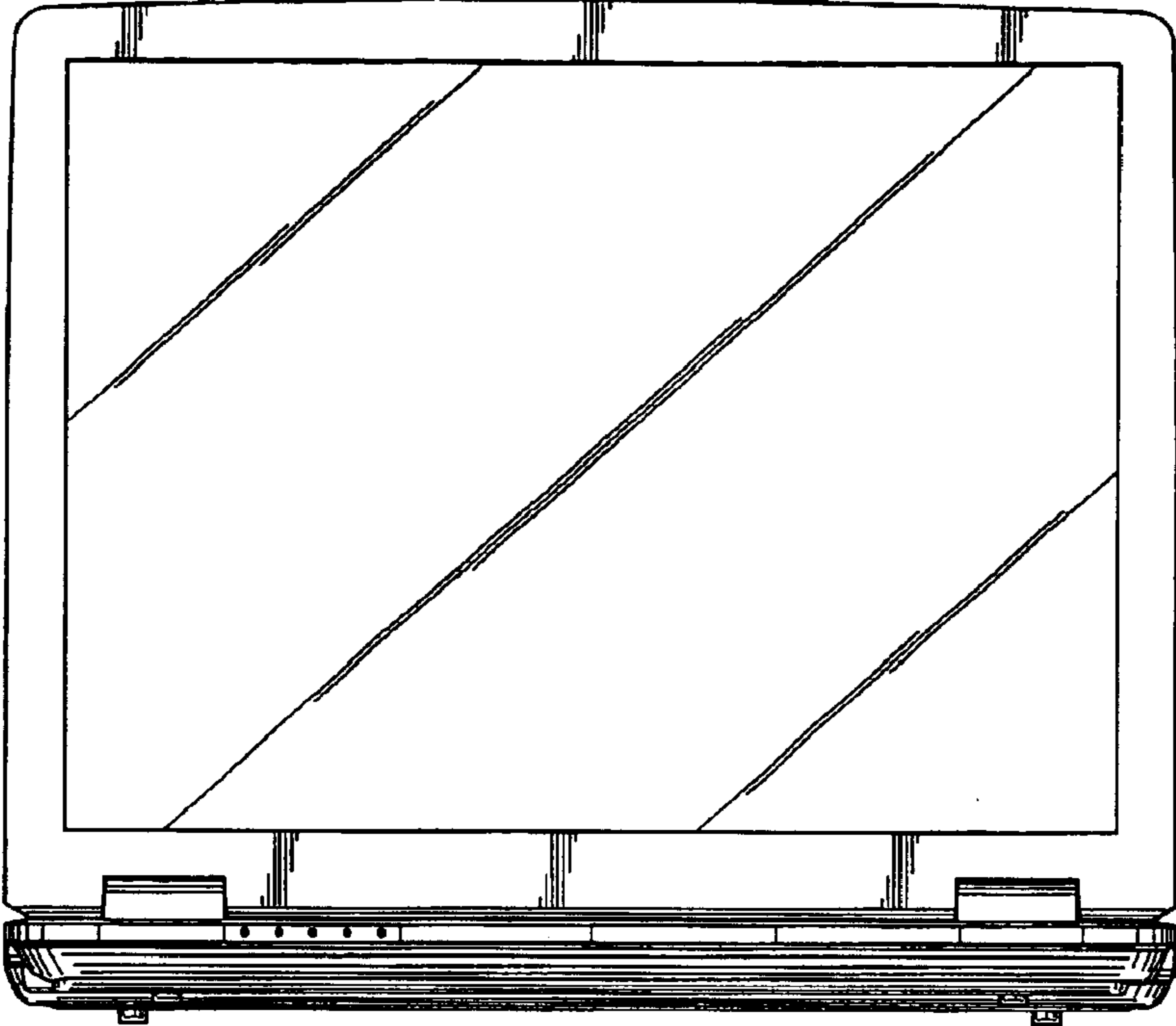


FIG. 3




FIG. 4




FIG. 5

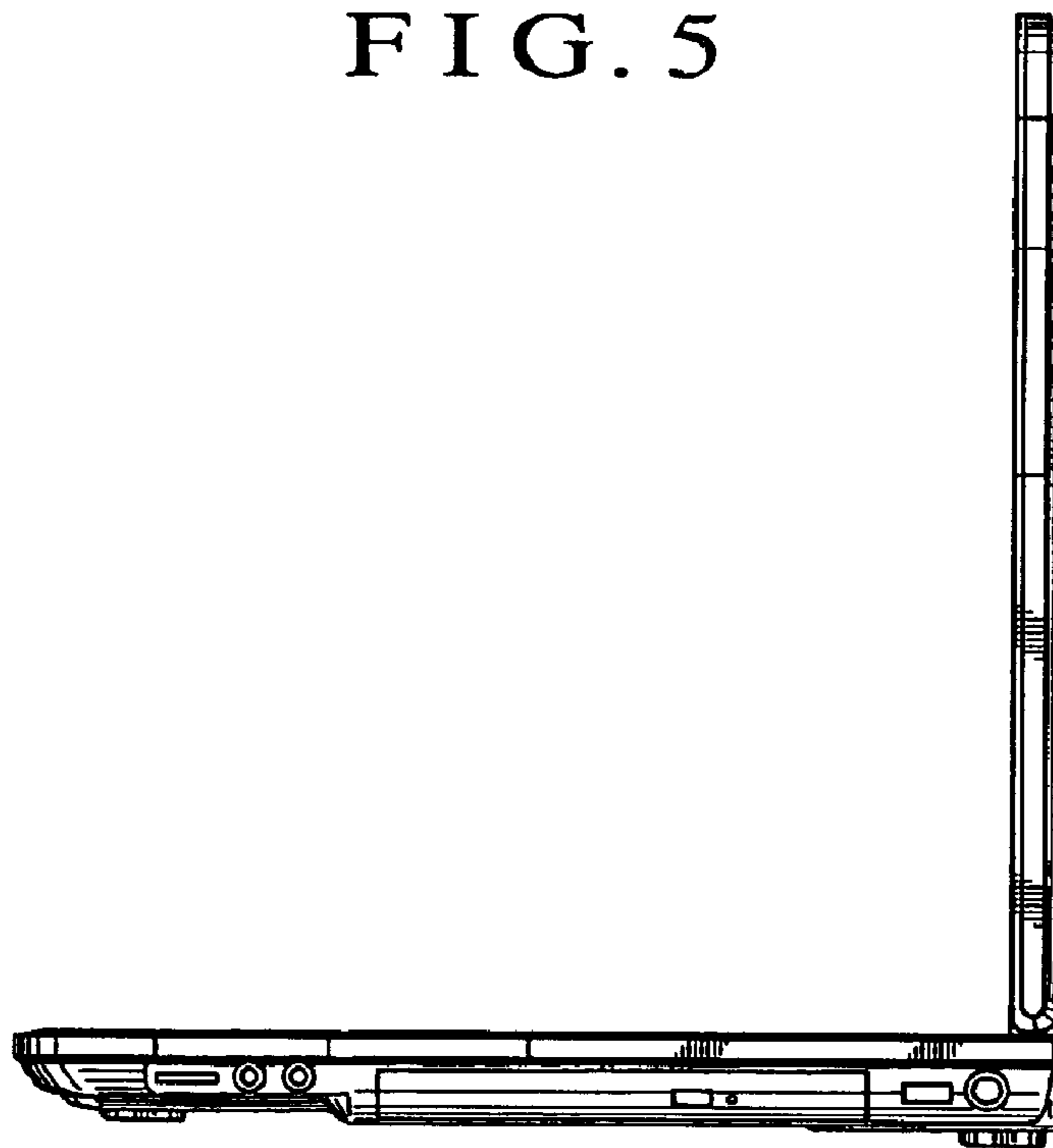


FIG. 6

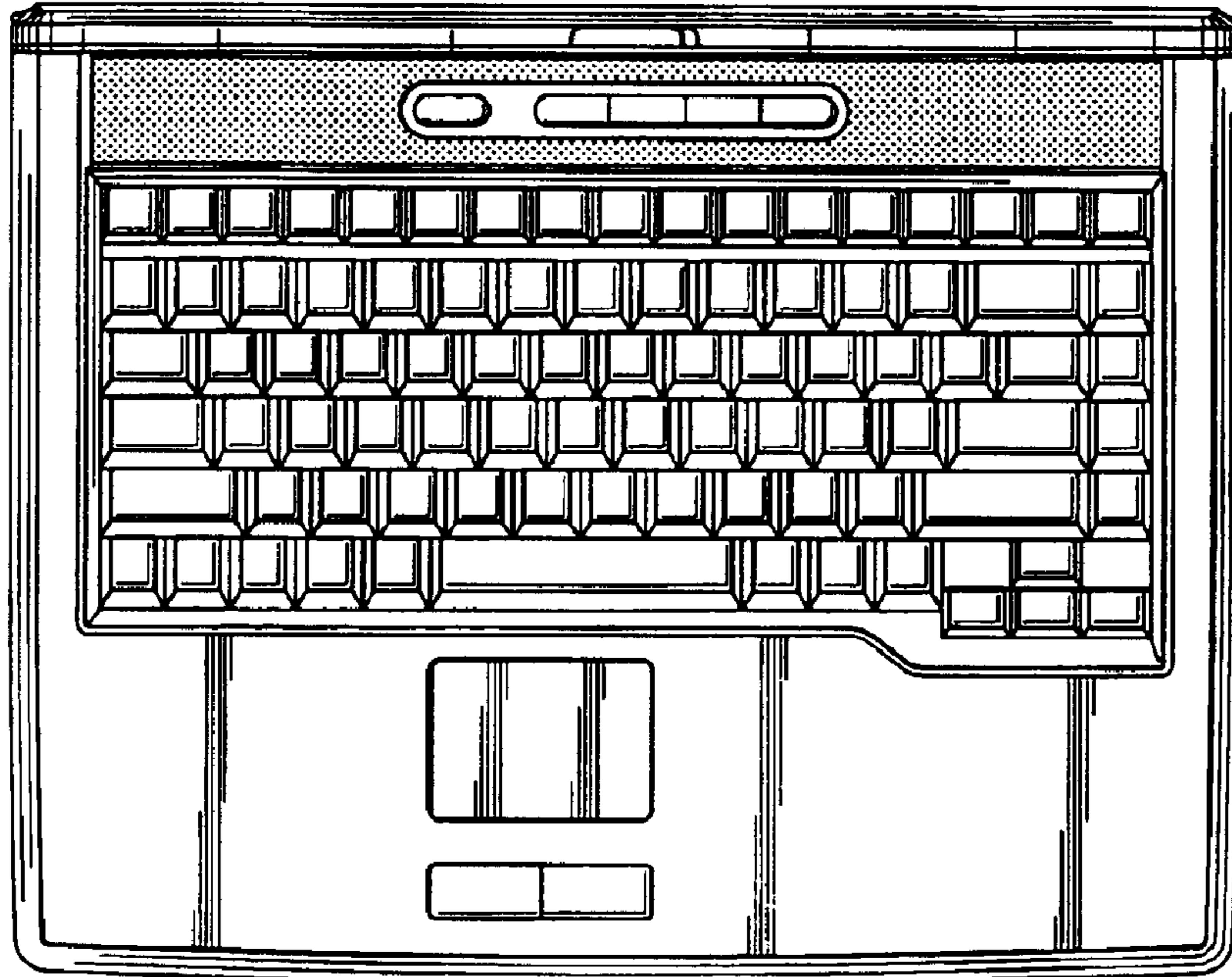


FIG. 7




FIG. 8




FIG. 9




FIG. 10

