

US00D502125S

(12) **United States Design Patent** (10) **Patent No.:** **US D502,125 S**  
**Yoshiguchi** (45) **Date of Patent:** **\*\* Feb. 22, 2005**

(54) **MALE MEMBER FOR A BUCKLE**

D424,978 S \* 5/2000 Yoshiguchi ..... D11/218  
D425,443 S \* 5/2000 Anscher ..... D11/216

(75) Inventor: **Manabu Yoshiguchi**, Kamakura (JP)

\* cited by examiner

(73) Assignee: **Nifco Inc.**, Yokohama (JP)

*Primary Examiner*—Ralf Seifert

(\*\*) Term: **14 Years**

(74) *Attorney, Agent, or Firm*—Kanesaka & Takeuchi

(21) Appl. No.: **29/181,034**

(57) **CLAIM**

(22) Filed: **May 5, 2003**

The ornamental design for a male member for a buckle, as shown and described.

(30) **Foreign Application Priority Data**

**DESCRIPTION**

Nov. 5, 2002 (JP) ..... 2002-020276

(51) **LOC (7) Cl.** ..... **02-07**

(52) **U.S. Cl.** ..... **D11/216**

(58) **Field of Search** ..... D11/200, 201,  
D11/208–210, 212–218, 220, 231–234,  
237, 86–87, 94; 63/15.2, 15; 24/307, 625,  
616, 200, 196, 171, 169, 112

FIG. 1 is a perspective view of a male member for a buckle showing my new design;

FIG. 2 is a front view thereof;

FIG. 3 is a rear view thereof;

FIG. 4 is a right side view thereof, a left side view being symmetrical to the right side view;

FIG. 5 is a plan view thereof;

FIG. 6 is a bottom view thereof; and,

FIG. 7 is a sectional view taken along line 7—7 in FIG. 2.

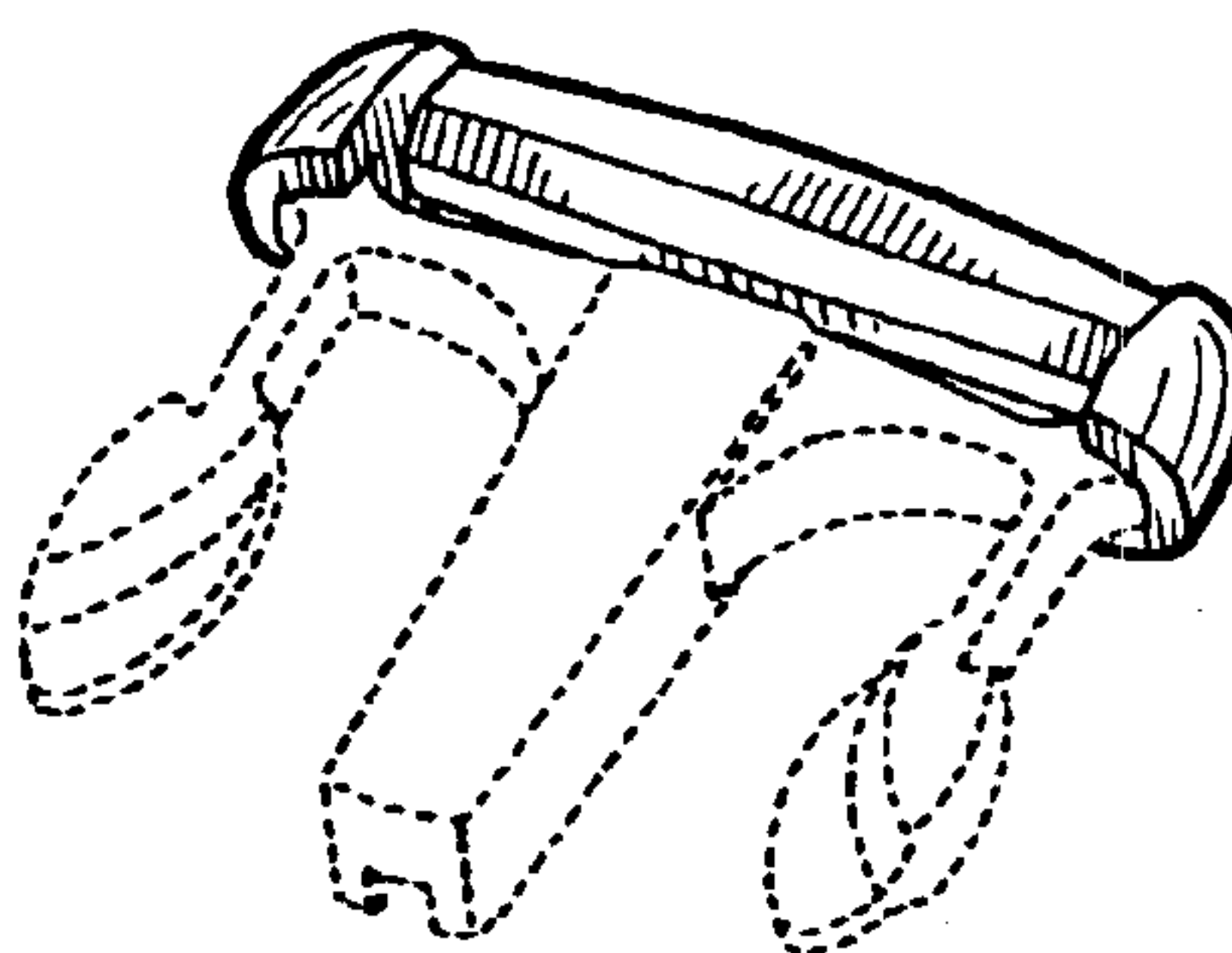
It being understood that the broken lines are for illustrative purposes only and form no part of the claimed design.

(56) **References Cited**

**U.S. PATENT DOCUMENTS**

D405,724 S \* 2/1999 Anscher ..... D11/216

**1 Claim, 3 Drawing Sheets**



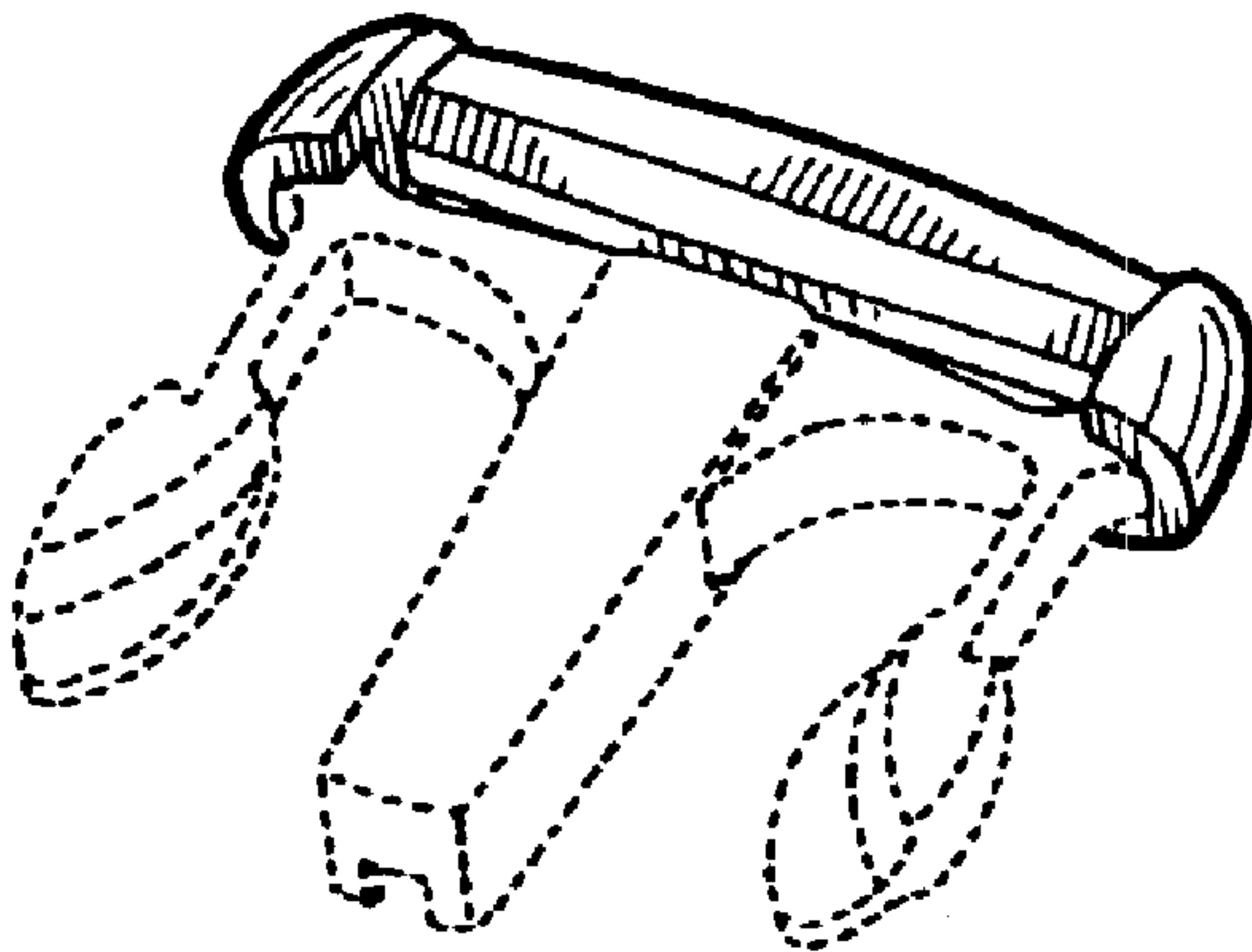


FIG. 1

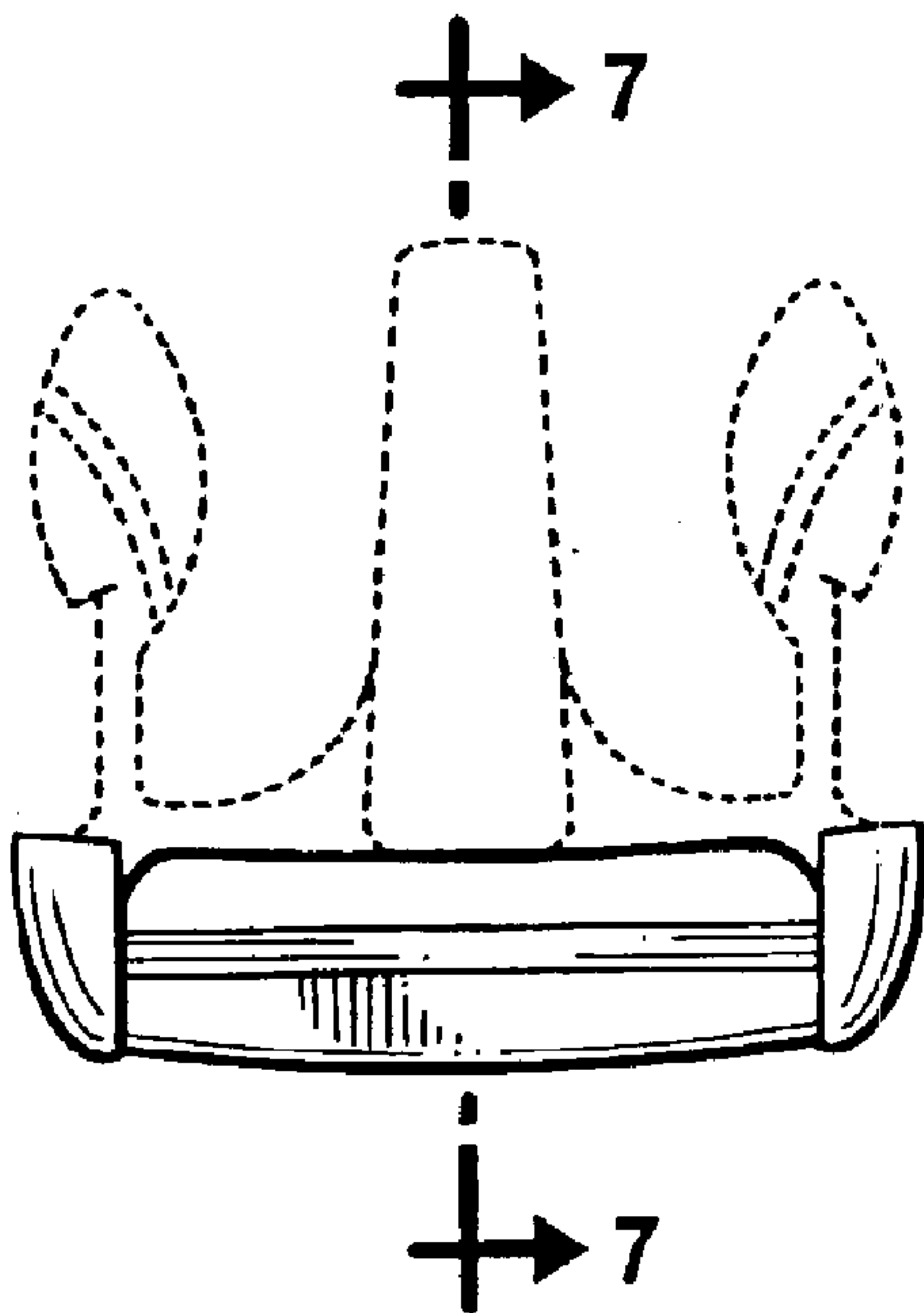
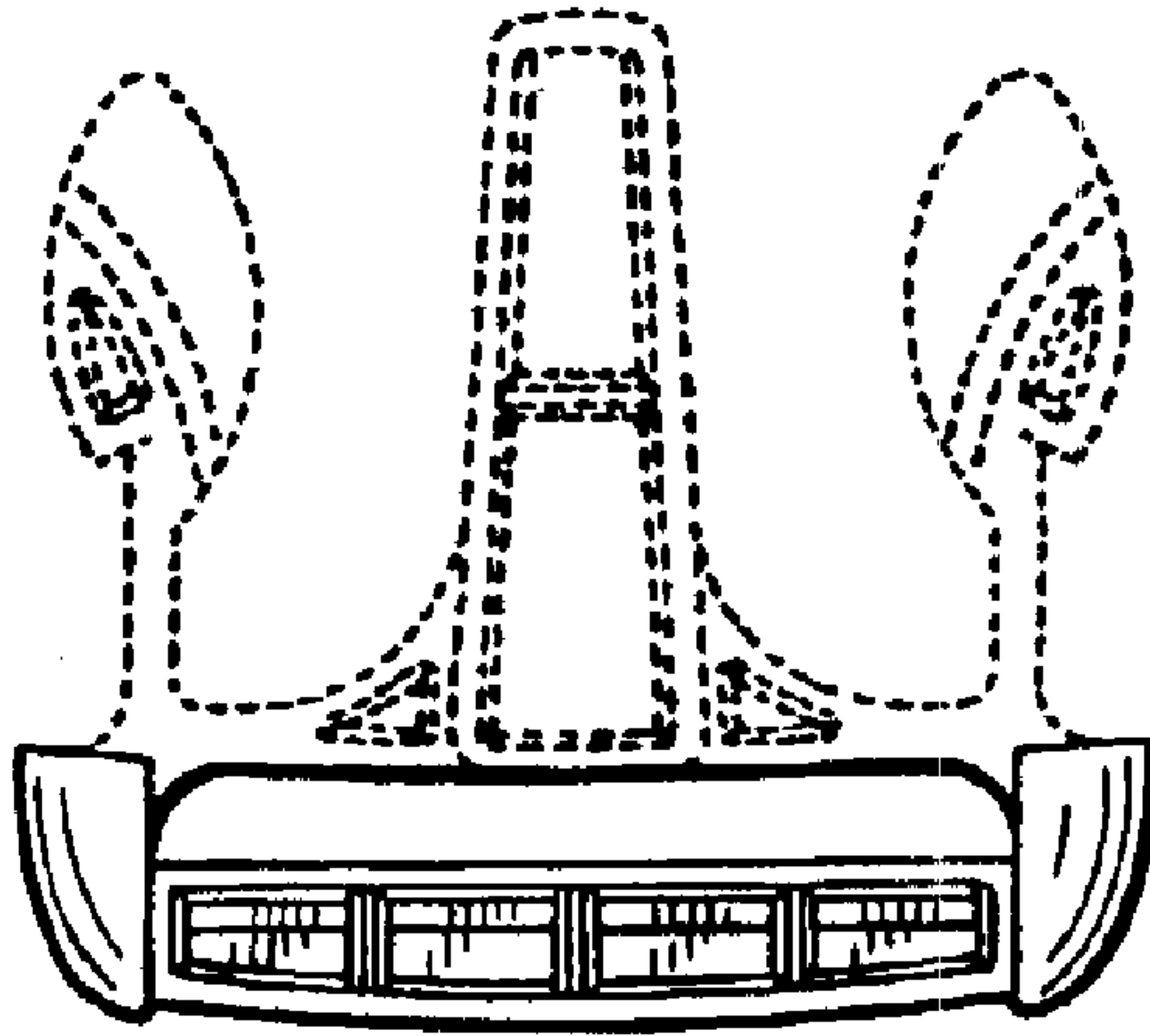




FIG. 2



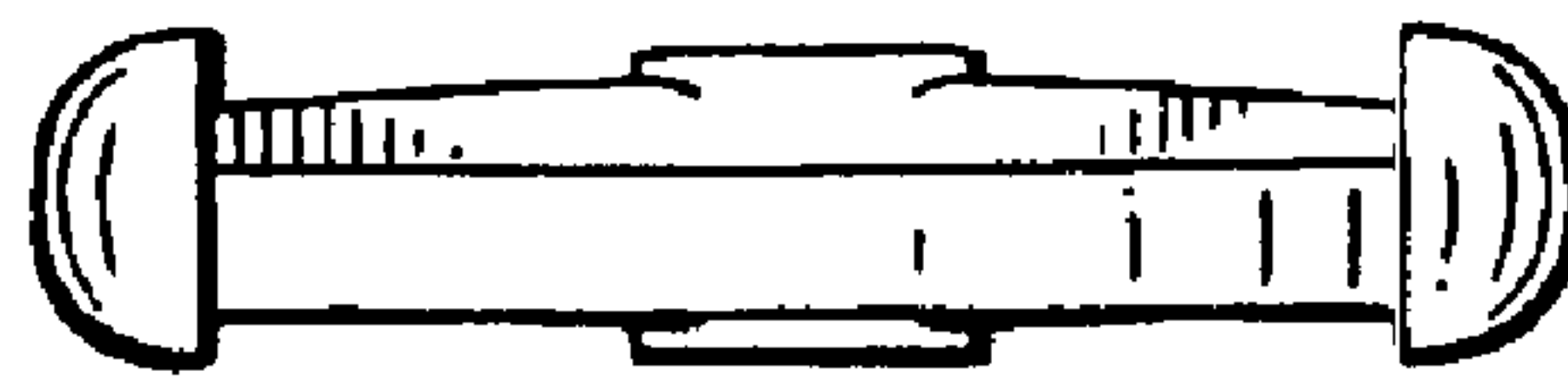
**FIG. 3**




**FIG. 4**



**FIG. 5**



**FIG. 6**



**FIG. 7**