

US00D502121S

(12) **United States Design Patent**
Hardy

(10) **Patent No.:** **US D502,121 S**

(45) **Date of Patent:** **** Feb. 22, 2005**

(54) **RING**

(75) **Inventor:** **Pierre Hardy, Paris (FR)**

(73) **Assignee:** **Hermes Sellier, Paris (FR)**

(**) **Term:** **14 Years**

(21) **Appl. No.:** **29/187,826**

(22) **Filed:** **Aug. 7, 2003**

(30) **Foreign Application Priority Data**

Feb. 12, 2003 (WO) DM/062 817

(51) **LOC (7) Cl.** **11-01**

(52) **U.S. Cl.** **D11/26**

(58) **Field of Search** D11/3, 26-39,
D11/1, 5; 63/3, 1.11, 1.12, 12, 15, 15.1,
15.2-15.3, 15.4, 15.45, 15.5-15.6, 15.65,
15.7-15.8, 15.9, 26, 27-28, 39

(56) **References Cited**

U.S. PATENT DOCUMENTS

D53,436 S * 6/1919 Clarke D11/26

D55,556 S * 6/1920 Essayan D11/26
2,163,012 A * 6/1939 Schenk 63/15
D143,590 S * 1/1946 Grun D11/26
D337,543 S * 7/1993 Caldow D11/26
D343,808 S * 2/1994 Montgomery D11/31
D452,663 S * 1/2002 Berro D11/26
D464,900 S * 10/2002 Repossi D11/26
D468,658 S * 1/2003 Torres D11/26
D492,216 S * 6/2004 Schubach D11/26

* cited by examiner

Primary Examiner—Cathy Anne MacCormac
(74) *Attorney, Agent, or Firm*—Darby & Darby

(57) **CLAIM**

The ornamental design for a ring, as shown and described.

DESCRIPTION

FIG. 1 is a front and side perspective view of a ring showing my new design;
FIG. 2 is a side elevation view thereof;
FIG. 3 is a top perspective view thereof; and,
FIG. 4 is a bottom plan view thereof.

1 Claim, 2 Drawing Sheets




FIG. 1



FIG. 2




FIG. 3




FIG. 4

