

US00D502107S

(12) **United States Design Patent**
Gutierrez et al.

(10) **Patent No.: US D502,107 S**

(45) **Date of Patent: ** Feb. 22, 2005**

- (54) **COMBINED BOTTLE AND CAP**
- (75) Inventors: **Gaemer Gutierrez**, New York, NY (US); **Ken Hirst**, New York, NY (US)
- (73) Assignee: **Aramis, Inc.**, New York, NY (US)
- (**) Term: **14 Years**

- D272,046 S * 1/1984 Mattheis D9/529
- D292,555 S * 11/1987 Chesterfield D9/683
- D323,290 S * 1/1992 Keedy, Jr. D9/502
- D379,312 S * 5/1997 Crawford D9/557
- D381,261 S * 7/1997 Crawford D9/686
- D418,420 S * 1/2000 Guislain D9/502
- D422,508 S * 4/2000 Restrepo D9/557
- D490,316 S * 5/2004 Antal D9/502

* cited by examiner

Primary Examiner—Carol Rademaker

- (21) Appl. No.: **29/179,824**
- (22) Filed: **Apr. 14, 2003**

- (51) **LOC (7) Cl.** **09-01**
- (52) **U.S. Cl.** **D9/529; D9/570; D9/574**
- (58) **Field of Search** D9/301, 338, 502, D9/504, 529, 541-542, 557, 568, 570, 574, 683; 215/282-284, 296, 298; 220/566-567, 569-570

(57) **CLAIM**

What is claimed is the ornamental design for a combined bottle and cap, as shown and described.

DESCRIPTION

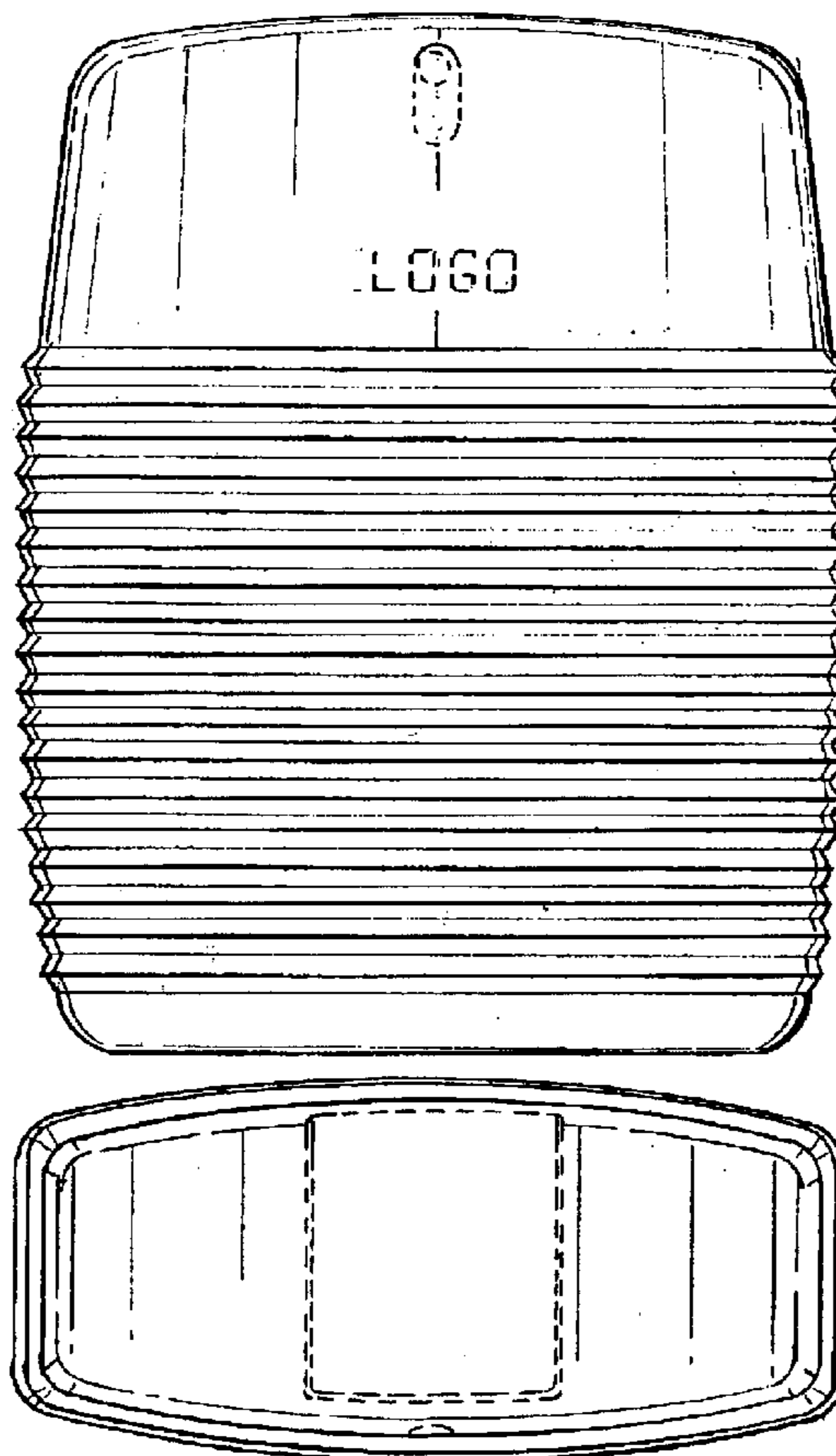
FIG. 1 is a front elevation view of our new design for a combined bottle and cap;
 FIG. 2 is a left side elevation view thereof, a right side elevation view being identical;
 FIG. 3 is a top plan view thereof;
 FIG. 4 is a rear elevation view thereof; and,
 FIG. 5 is a bottom plan view of our new design.
 Broken lines showing environmental structure are solely for illustrative purposes and form no part of the claimed design.

(56) **References Cited**

U.S. PATENT DOCUMENTS

- 169,824 A * 11/1875 McKim 220/8
- D120,846 S * 5/1940 Ireys D9/563
- D161,825 S * 2/1951 Deskey D9/542
- D178,876 S * 10/1956 Glaberson D9/570 X
- 3,140,793 A * 7/1964 Lawson 220/288
- D229,034 S * 11/1973 Miller et al. D9/683

1 Claim, 2 Drawing Sheets



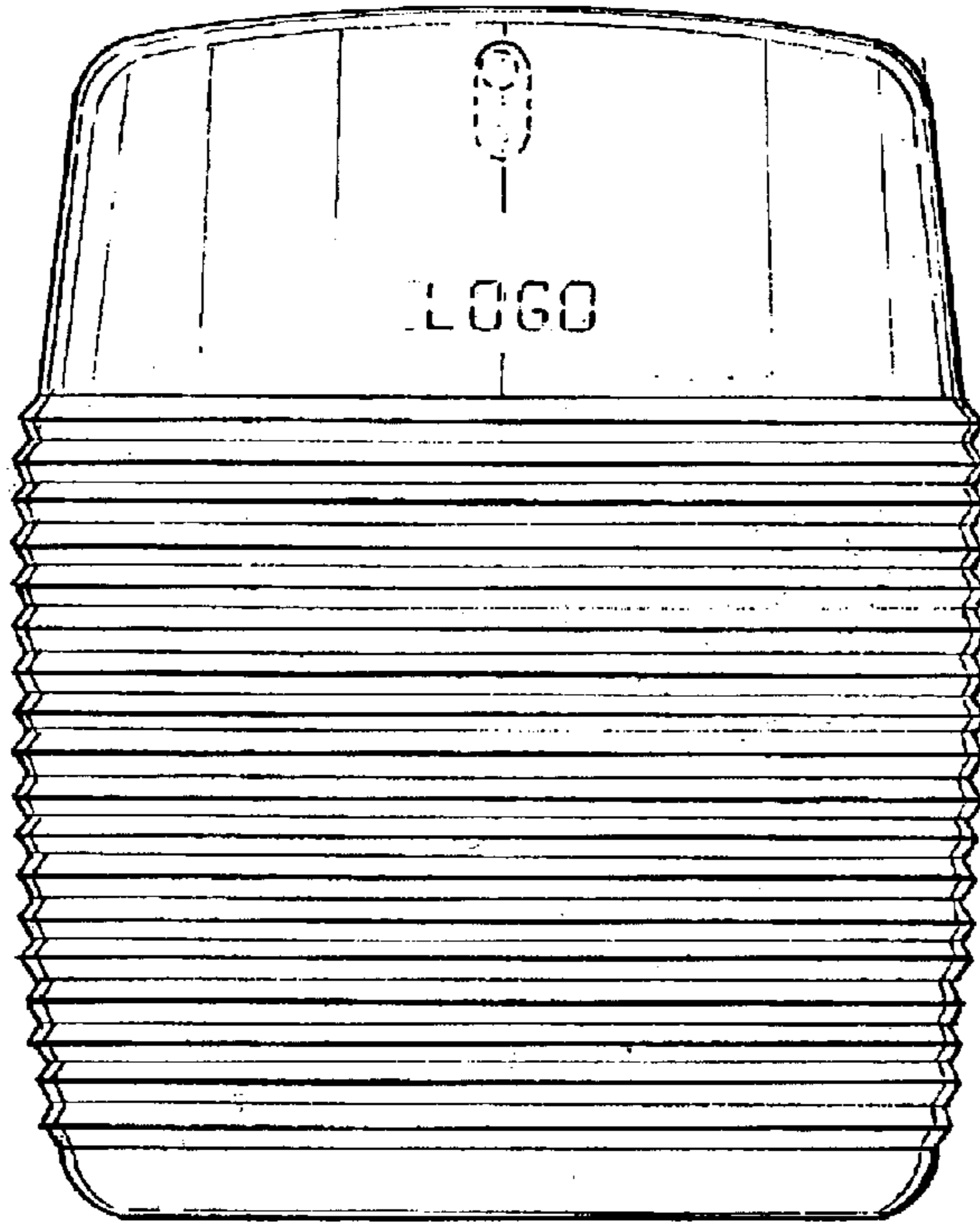


FIG. 1




FIG. 2

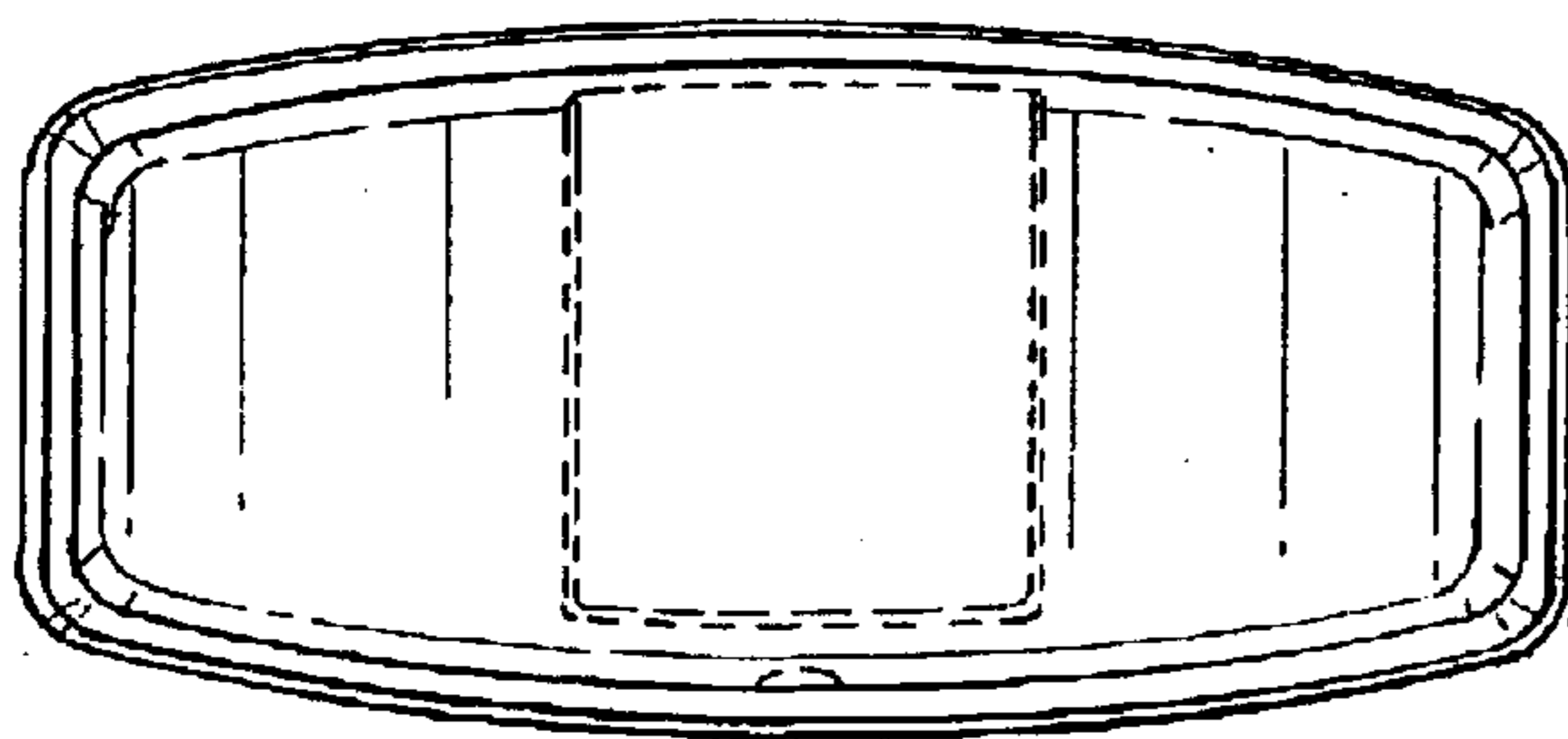


FIG. 3

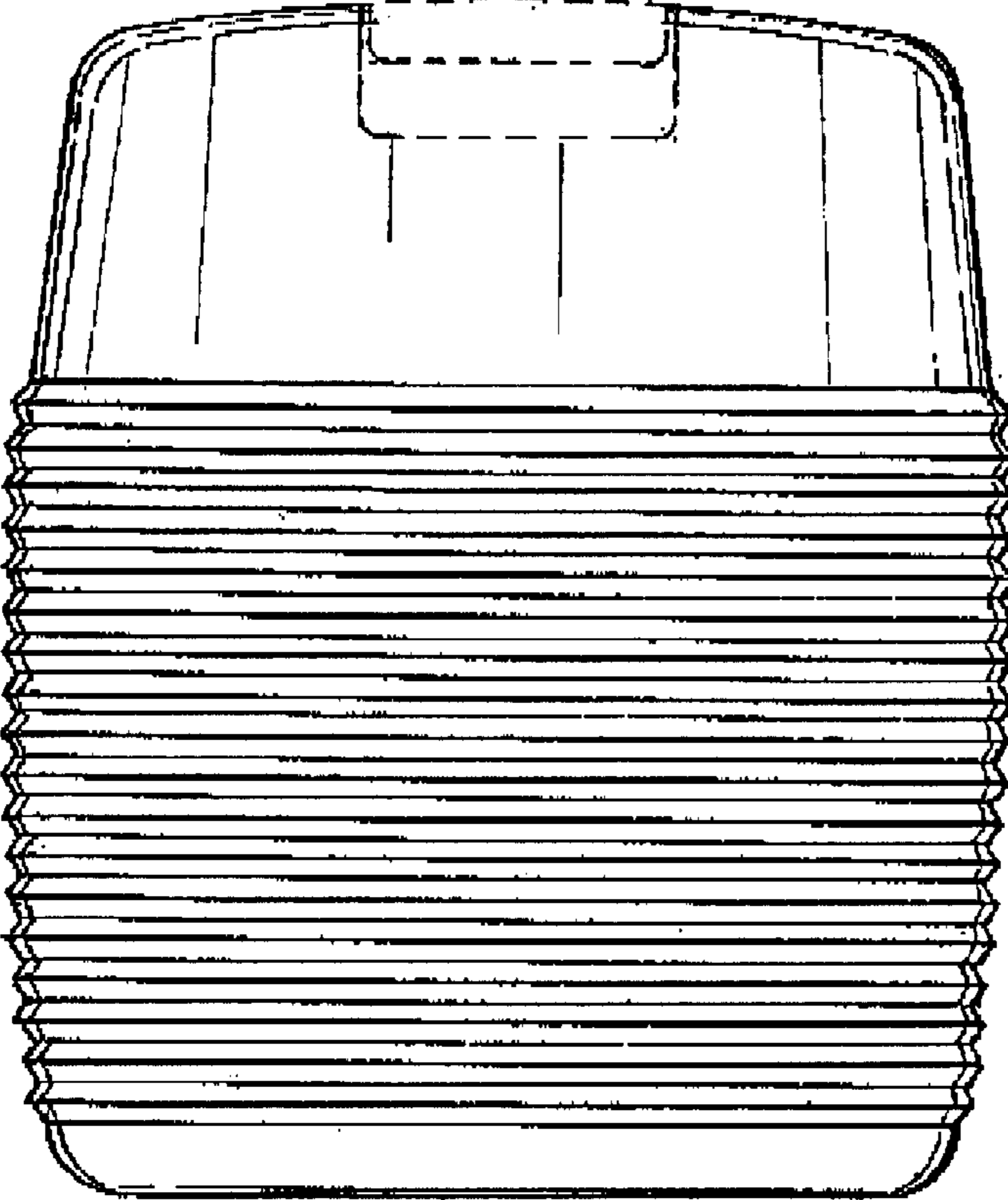


FIG. 4



FIG. 5