

US00D502099S

(12) **United States Design Patent**  
**Lovell**

(10) **Patent No.:** **US D502,099 S**

(45) **Date of Patent:** **\*\* Feb. 22, 2005**

(54) **PERIPHERY OF CAP FOR A TUBULAR DISPENSER**

(75) Inventor: **Francis John Lovell**, Montreuil (FR)

(73) Assignee: **Streamline**, Paris (FR)

(\*\*) Term: **14 Years**

(21) Appl. No.: **29/173,515**

(22) Filed: **Dec. 31, 2002**

(51) **LOC (7) Cl.** ..... **09-07**

(52) **U.S. Cl.** ..... **D9/449**; D9/442; D9/446

(58) **Field of Search** ..... D9/435, 447, 445,  
D9/454, 302, 306, 300; 220/354.3; 215/235,  
216; 222/556, 541, 458

(56) **References Cited**

**U.S. PATENT DOCUMENTS**

D183,424 S	8/1958	Goldberg .....	D58/26
3,244,272 A	4/1966	Beaman et al. ....	206/0.82
D257,764 S	1/1981	Tajima .....	D9/399
D349,449 S	* 8/1994	Linner .....	D9/302
D350,691 S	* 9/1994	Simion .....	D9/306
D354,655 S	1/1995	Daenen et al. ....	D7/392.1
D357,865 S	5/1995	Hansen .....	D9/503
D358,760 S	5/1995	Sherman et al. ....	D9/302
D363,428 S	* 10/1995	Halm .....	D9/302
D392,879 S	* 3/1998	Couey .....	D9/302

D405,354 S	2/1999	Meausoone .....	D9/302
D407,316 S	3/1999	Zaksenberg .....	D9/523
5,899,361 A	5/1999	Durliat et al. ....	222/92
D429,167 S	8/2000	LePage .....	D9/572
D429,629 S	* 8/2000	Kuzma et al. ....	D9/300
D430,802 S	* 9/2000	Adachi et al. ....	D9/302
D444,387 S	7/2001	Adachi et al. ....	D9/529
D449,521 S	10/2001	Pinkus et al. ....	D9/424
D457,426 S	5/2002	Montana .....	D9/420

\* cited by examiner

*Primary Examiner*—Louis S. Zarfaz

*Assistant Examiner*—Gregory Andoll

(74) *Attorney, Agent, or Firm*—Ohlandt, Greeley, Ruggiero & Perle

(57) **CLAIM**

The ornamental design for a periphery of cap for a tubular dispenser, as shown and described.

**DESCRIPTION**

FIG. 1 is a front view of a periphery of cap for a tubular dispenser according to the present invention;



FIG. 2 is a side view of the cap of FIG. 1;

FIG. 3 is a top view of the cap of FIG. 1; and,

FIG. 4 is a rear view of the cap of FIG. 1.

The broken lines are for illustrative purposes only and form no part of the claimed design.

**1 Claim, 1 Drawing Sheet**






FIG. 1

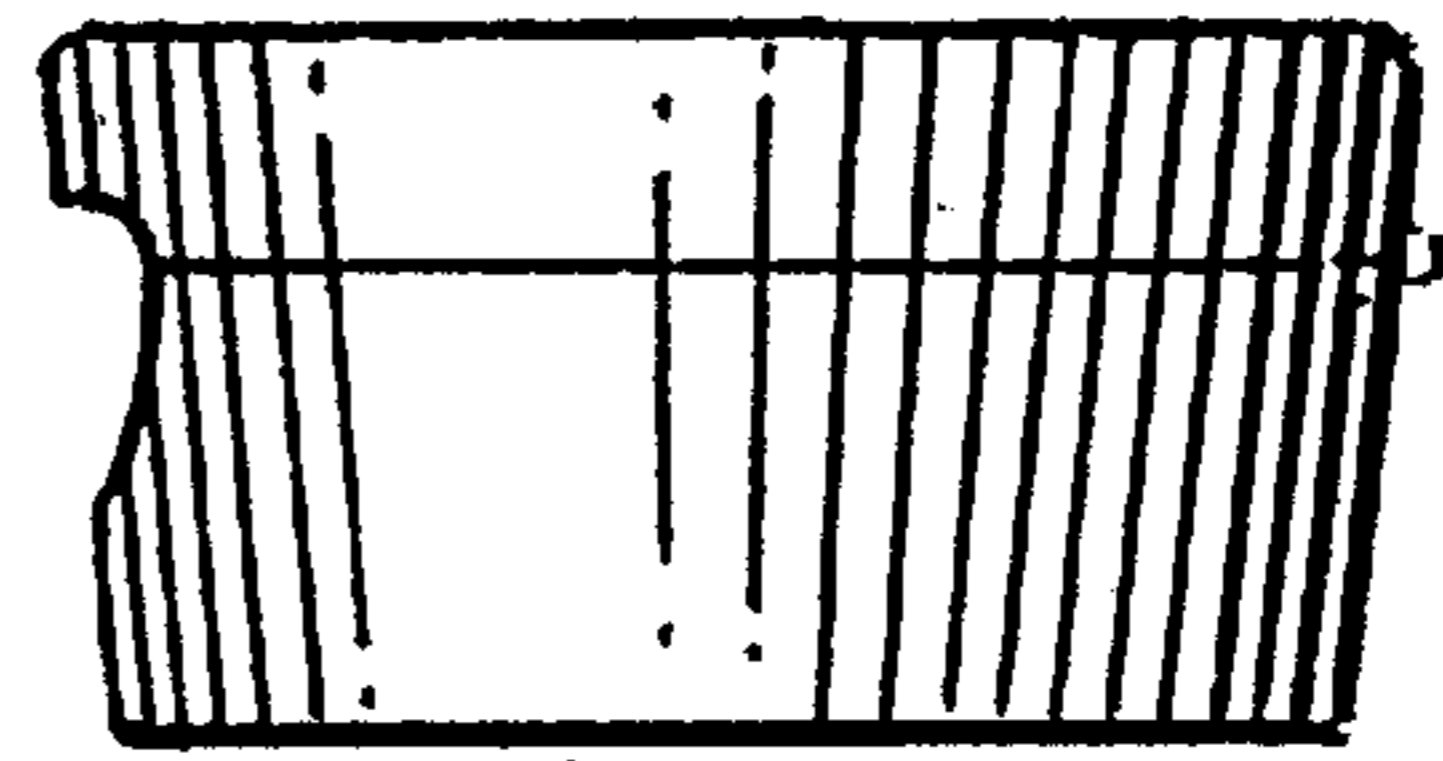


FIG. 2

FIG. 3





FIG. 4



UNITED STATES PATENT AND TRADEMARK OFFICE  
**CERTIFICATE OF CORRECTION**

PATENT NO. : Des. 502,099 S  
DATED : February 22, 2005  
INVENTOR(S) : Lovell

Page 1 of 1

It is certified that error appears in the above-identified patent and that said Letters Patent is hereby corrected as shown below:

Title page.

Item [73], Assignee, delete “**Streamline**, Paris (FR)” and insert -- **Pechiney Plastic Packaging, Inc.** Chicago, IL --.

Signed and Sealed this

Twenty-first Day of March, 2006

A handwritten signature in black ink on a dotted background. The signature reads "Jon W. Dudas" in a cursive style.

JON W. DUDAS

*Director of the United States Patent and Trademark Office*