

US00D502098S

(12) **United States Design Patent** (10) **Patent No.:** **US D502,098 S**
Haley (45) **Date of Patent:** **** Feb. 22, 2005**

(54) **THUMB GRIP FOR HANDLE OF FOOD PRODUCT CONTAINER**
(75) Inventor: **David O. Haley**, St. Paul, MN (US)
(73) Assignee: **Dean Intellectual Property Services II, L.P.**, Dallas, TX (US)
(**) Term: **14 Years**

D474,113 S 5/2003 Hansen
D474,114 S 5/2003 Vlahakis et al.
D478,288 S 8/2003 Frazer
D480,310 S * 10/2003 Yourist D9/530
D485,186 S * 1/2004 Wiper D9/523
D487,873 S * 3/2004 Desouza D9/522
D489,626 S * 5/2004 Pitassi D9/542
2004/0164048 A1 * 8/2004 Yourist 215/398

(21) Appl. No.: **29/202,167**
(22) Filed: **Mar. 25, 2004**

Related U.S. Application Data

(63) Continuation of application No. 29/183,337, filed on Jun. 10, 2003.
(51) **LOC (7) Cl.** **09-07**
(52) **U.S. Cl.** **D9/434; D9/531**
(58) **Field of Search** D9/434, 455, 499, D9/516, 523, 527, 530, 531, 563, 564, 571, 573-575; 215/382-386, 396, 398; 206/527, 822; 220/569, 771

(56) **References Cited**

U.S. PATENT DOCUMENTS

D194,285 S 12/1962 Miller
D235,733 S 7/1975 Platte
D332,747 S 1/1993 Darr et al.
D392,188 S 3/1998 Darr et al.
D409,494 S 5/1999 Frazer
D415,035 S 10/1999 Ankney et al.
D418,423 S 1/2000 Lauth, III et al.
D470,055 S * 2/2003 Blair et al. D9/528
D470,056 S 2/2003 Schlueter
D470,416 S * 2/2003 Blair et al. D9/523
D472,153 S * 3/2003 Feen D9/539

OTHER PUBLICATIONS

Future Brand ID, Dean's Foods Milk Bottle, Structural Package, Apr. 16, 2002.

* cited by examiner

Primary Examiner—Stella Reid
Assistant Examiner—Daniel Bui
(74) *Attorney, Agent, or Firm*—Fish & Richardson P.C.

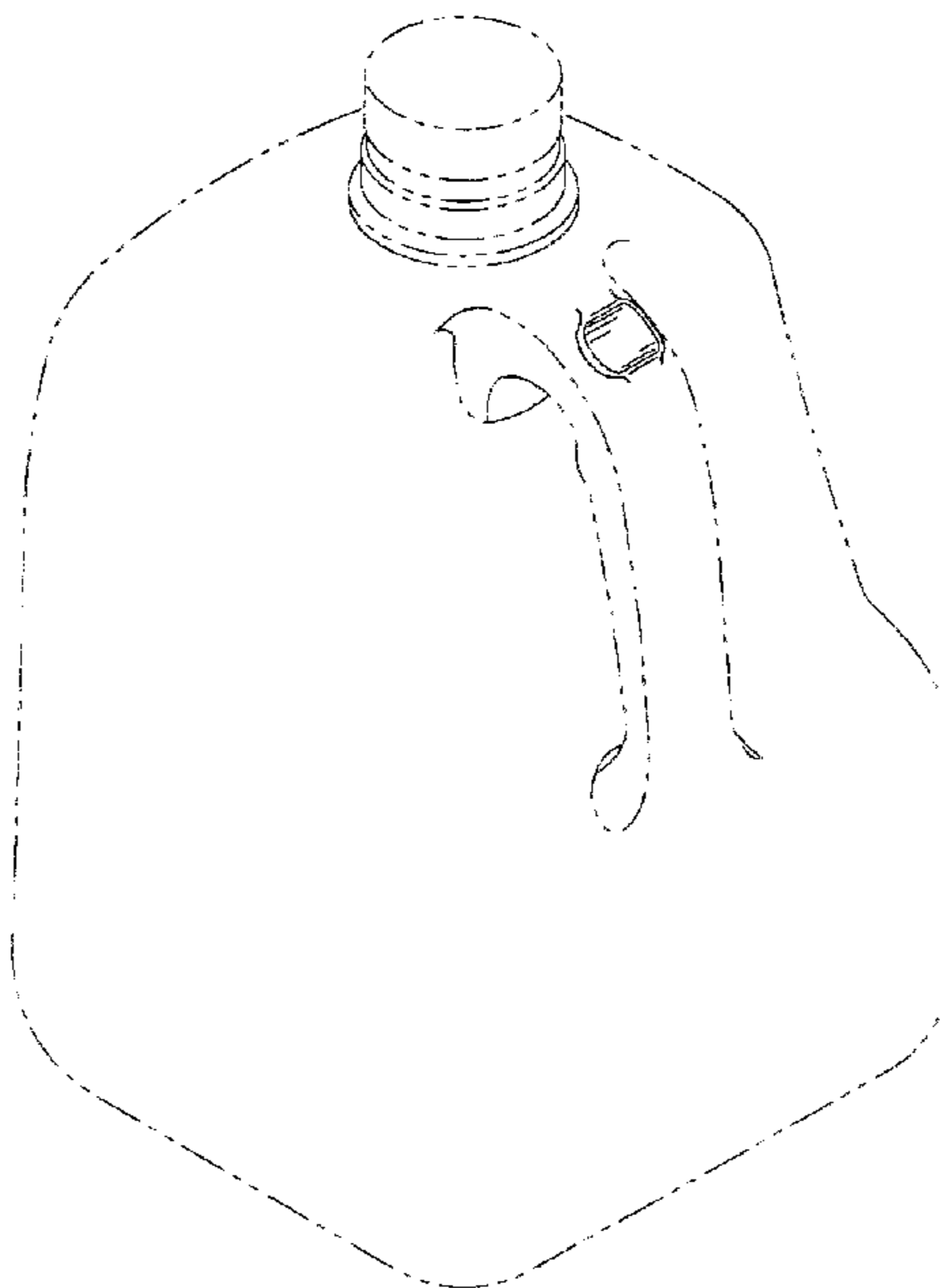
(57) **CLAIM**

The ornamental design for a thumb grip for handle of food product container, as shown and described.

DESCRIPTION

FIG. 1 is a perspective view from above rotated one-quarter turn from the front of the thumb grip for handle of food product container in accordance with my design;
FIG. 2 is a left side elevation view thereof in accordance with my design;
FIG. 3 is a front elevation view thereof in accordance with my design;
FIG. 4 is a right side elevation view thereof in accordance with my design; and,
FIG. 5 is a top plan view thereof in accordance with my design.
The dotted lines in FIGS. 1-5 indicate environment and form no part of the claimed subject matter.

1 Claim, 3 Drawing Sheets



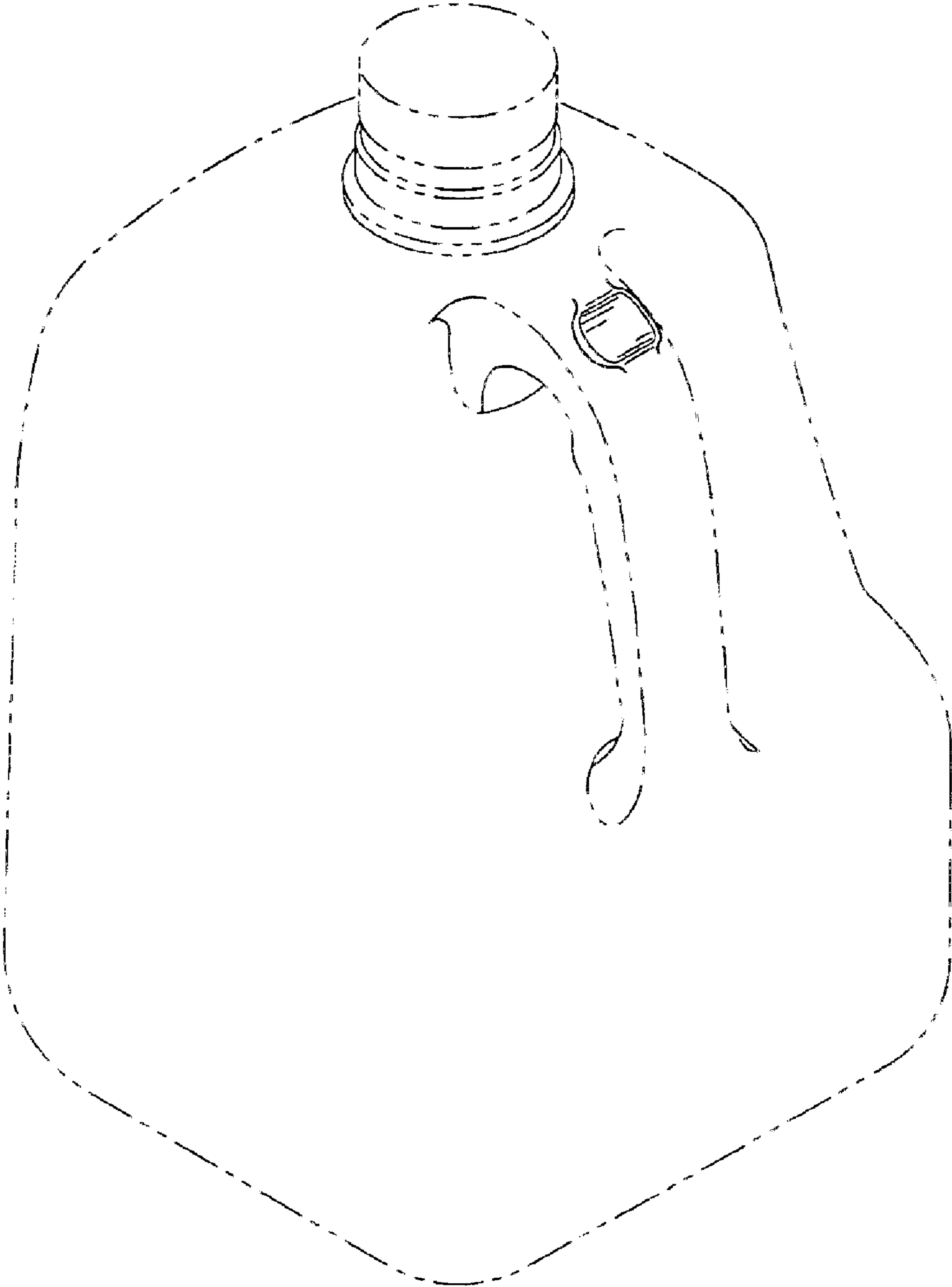


FIG. 1

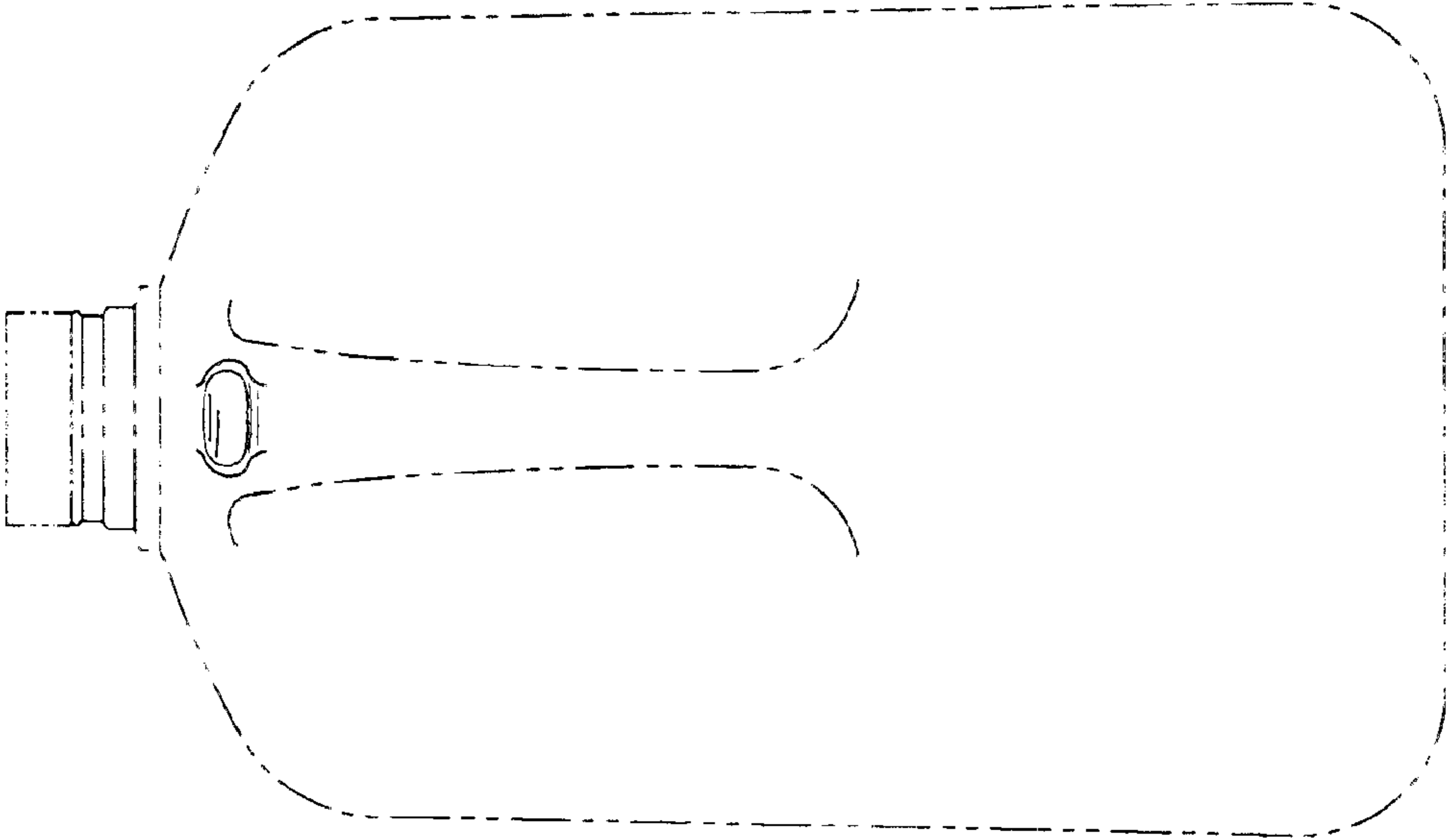


FIG. 3




FIG. 2




FIG. 4

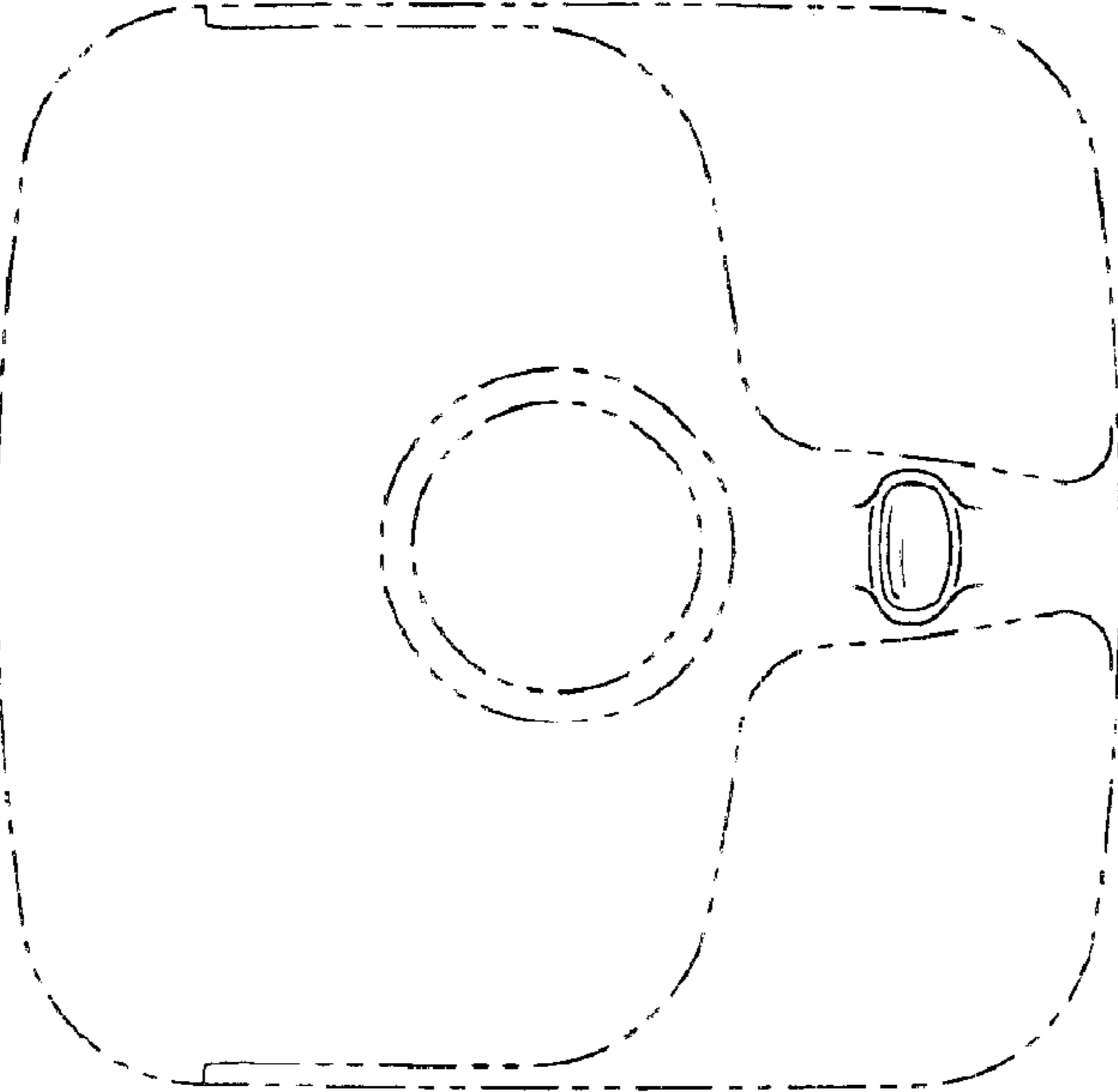


FIG. 5