

US00D502071S

(12) **United States Design Patent**  
**Snider**

(10) **Patent No.: US D502,071 S**

(45) **Date of Patent: \*\* Feb. 22, 2005**

(54) **SCREWDRIVER**

(75) **Inventor: Gregory Scott Snider, Bel Air, MD (US)**

(73) **Assignee: Black & Decker Inc., Newark, DE (US)**

(\*\*) **Term: 14 Years**

(21) **Appl. No.: 29/188,419**

(22) **Filed: Aug. 18, 2003**

(51) **LOC (7) Cl. .... 08-04**

(52) **U.S. Cl. .... D8/61**

(58) **Field of Search ..... D8/61, 62, 67, D8/69; 81/57, 57.11, 57.14, 57.26, 429, 464, 469, 473; 173/2, 170, 176, 178, 216, 217; 310/50**

(56) **References Cited**

**U.S. PATENT DOCUMENTS**

4,522,270	A	*	6/1985	Kishi	.....	173/217
4,779,687	A		10/1988	Schreiber et al.		
D391,820	S	*	3/1998	Bunyea	.....	D8/61
D418,729	S	*	1/2000	Snider	.....	D8/61
D427,038	S	*	6/2000	Lin	.....	D8/61
D447,924	S		9/2001	Neitzell et al.		
6,364,033	B1	*	4/2002	Hung et al.	.....	173/217
D462,593	S		9/2002	Nottingham et al.		
D467,146	S	*	12/2002	Chunn et al.	.....	D8/61
D472,439	S	*	4/2003	Chunn et al.	.....	D8/61

D476,542	S		7/2003	Chunn et al.		
D484,382	S	*	12/2003	Su	.....	D8/68
D486,713	S	*	2/2004	Lai	.....	D8/68
D487,383	S	*	3/2004	Ng	.....	D8/61
D491,031	S	*	6/2004	Davis et al.	.....	D8/61

**FOREIGN PATENT DOCUMENTS**

DE	M 95 00751	7/1995
DE	400 08 414	1/2001
WO	DM/027 844	11/1993
WO	DM/042 229	12/1997

\* cited by examiner

*Primary Examiner*—Joel A. Sincavage

(74) *Attorney, Agent, or Firm*—John Yun; Bruce S. Shapiro; Charles E. Yocum

(57) **CLAIM**

The ornamental design for a screwdriver, as shown and described.

**DESCRIPTION**

FIG. 1 is a left side perspective view of a screwdriver showing my new design.

FIG. 2 is a left side elevational view thereof.

FIG. 3 is a right side elevational view thereof.

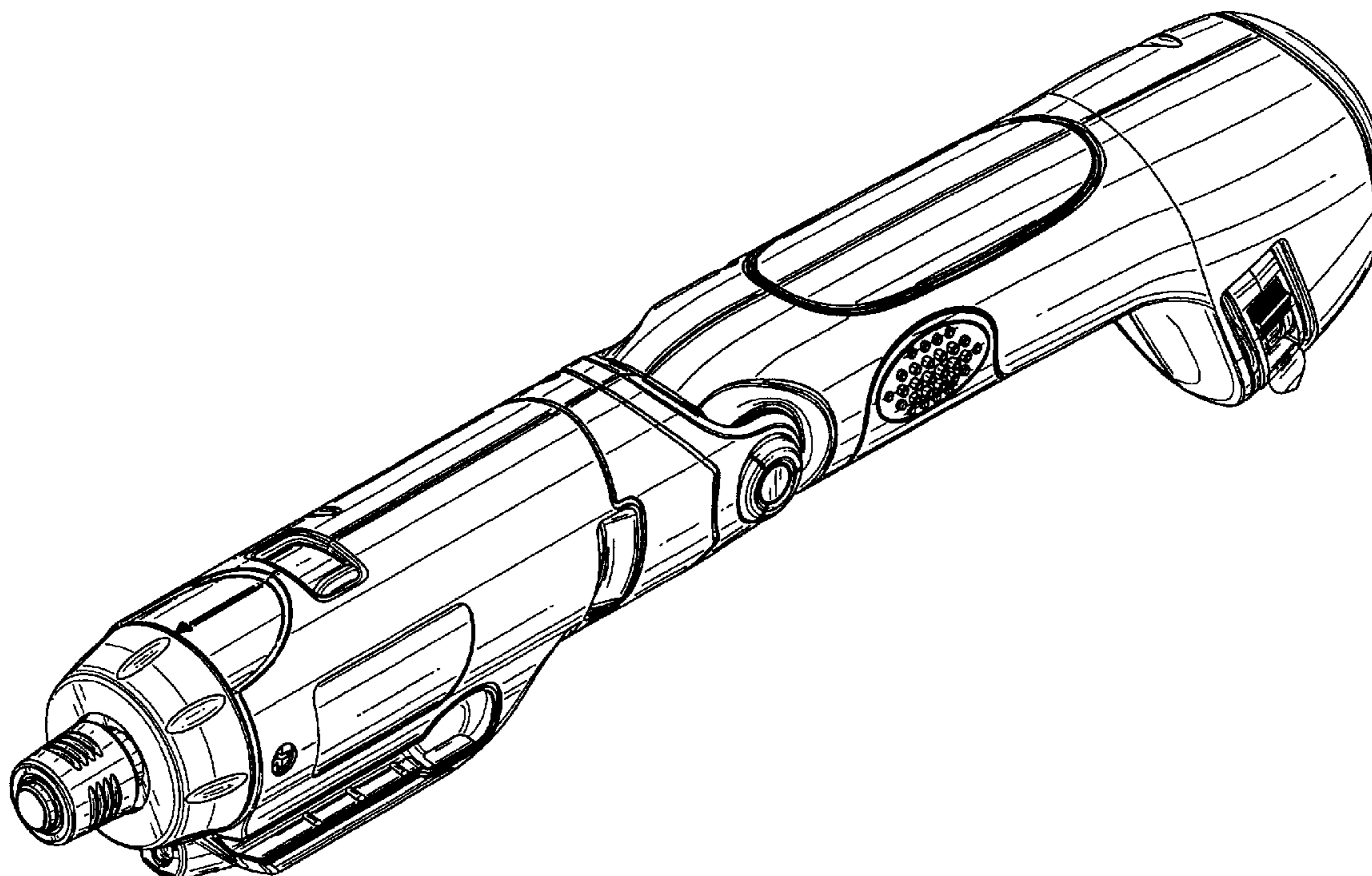
FIG. 4 is a front elevational view thereof.

FIG. 5 is a rear elevational view thereof.

FIG. 6 is a top plan view thereof; and,

FIG. 7 is a bottom plan view thereof.

**1 Claim, 6 Drawing Sheets**



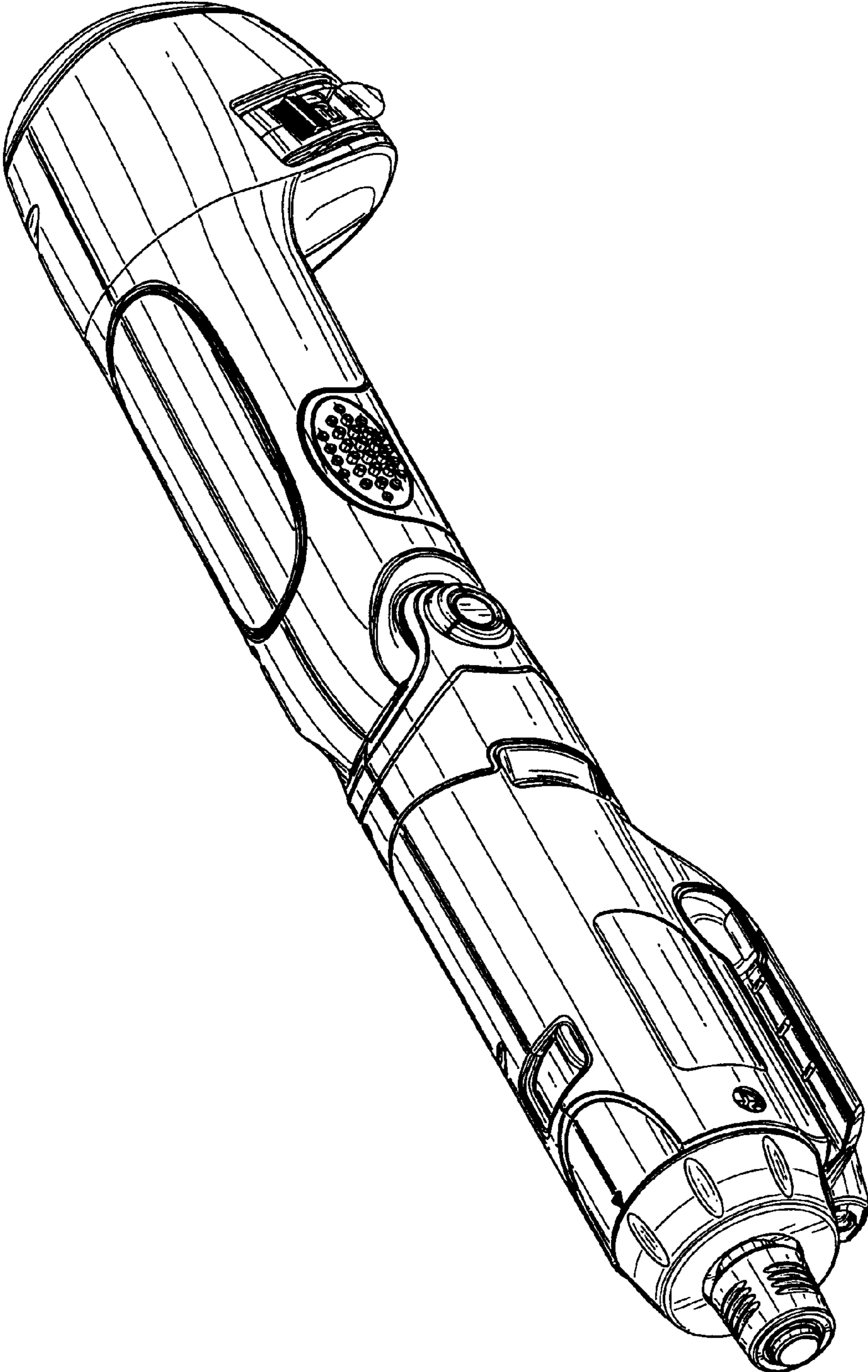


FIG. 1

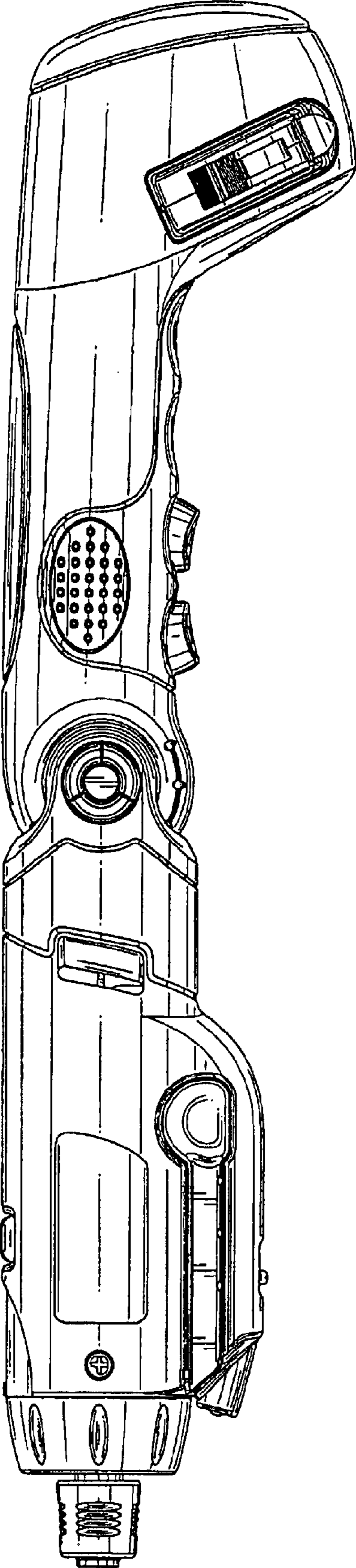


FIG. 2

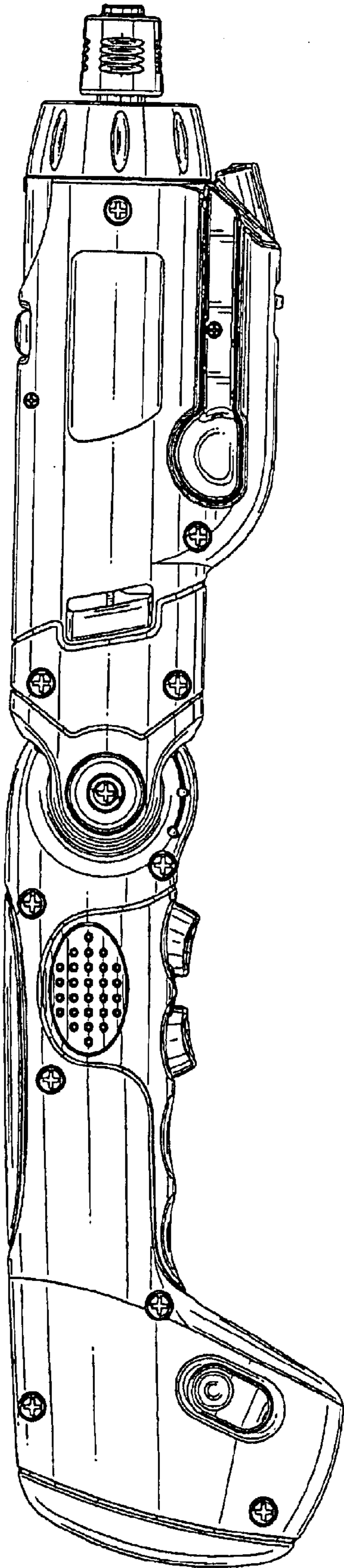


FIG. 3

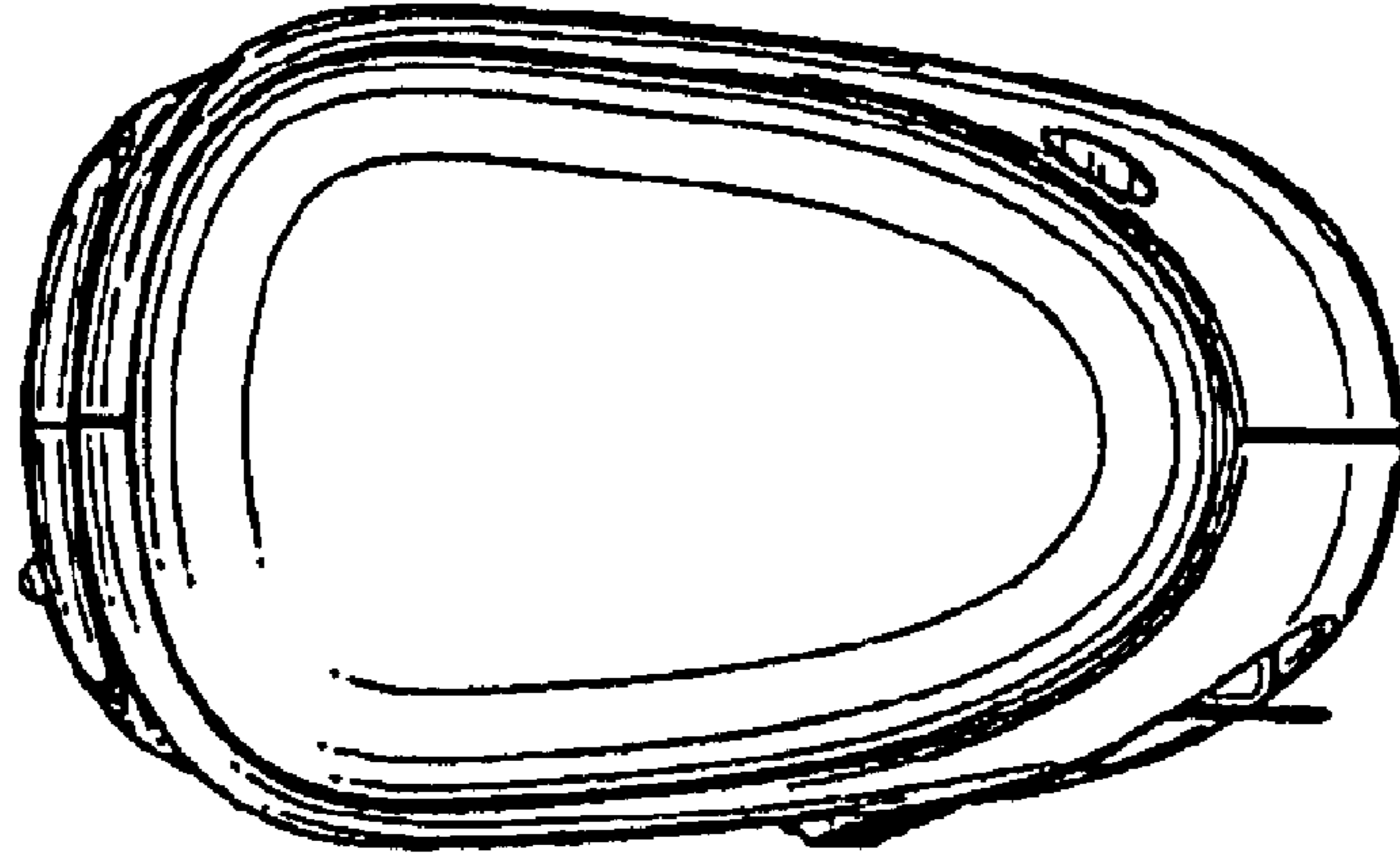


FIG. 5

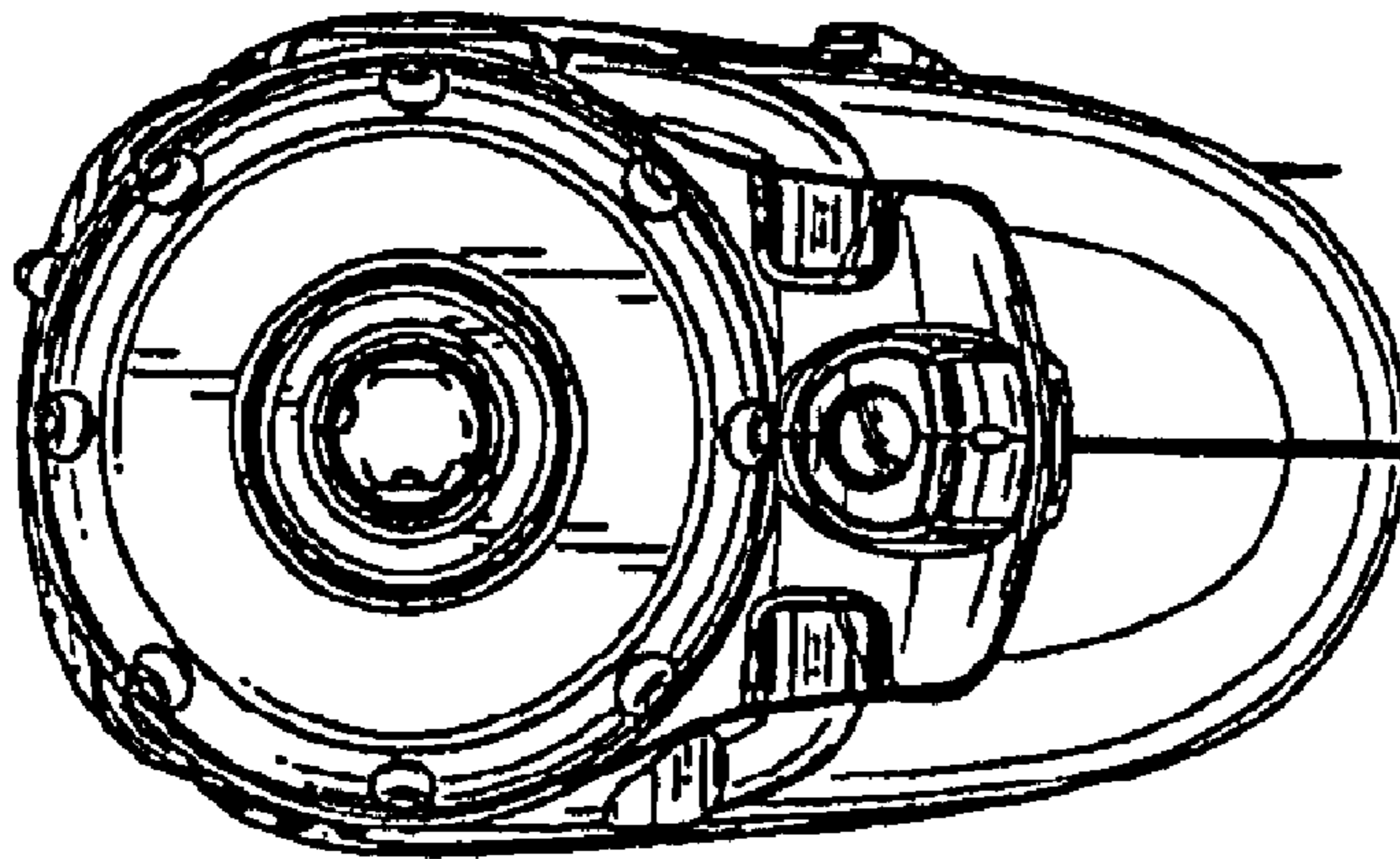


FIG. 4

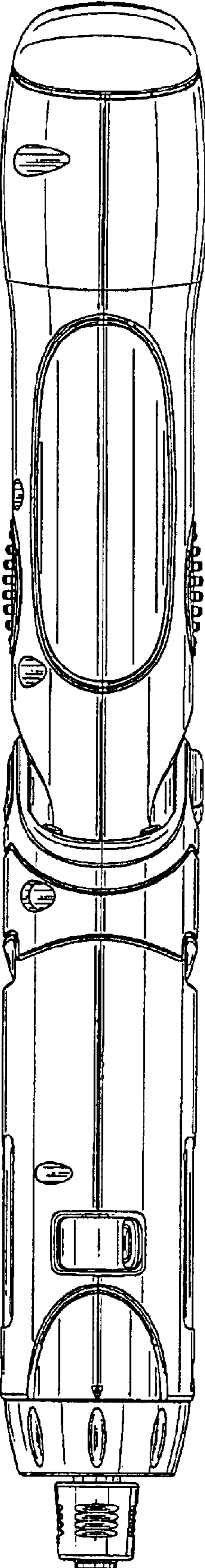


FIG. 6

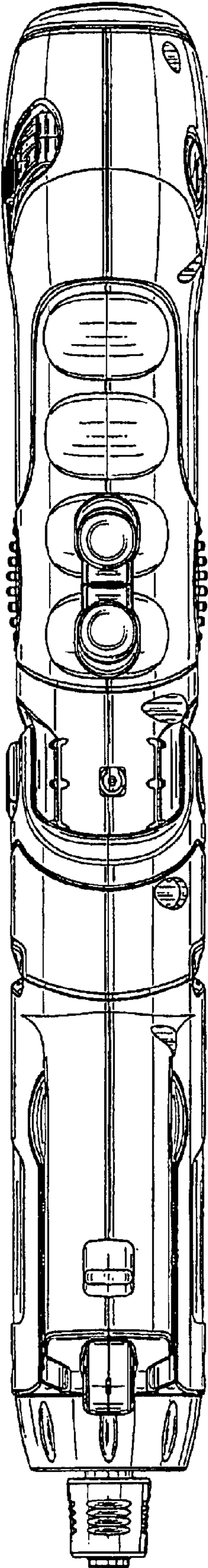


FIG. 7