

US00D502054S

(12) **United States Design Patent**
Deglon

(10) **Patent No.:** **US D502,054 S**

(45) **Date of Patent:** **** Feb. 22, 2005**

(54) **HANDLE FOR KNIFE**

(75) **Inventor:** **Thierry Deglon, Thiers (FR)**

(73) **Assignee:** **Ets Jean Deglon (FR)**

(**) **Term:** **14 Years**

(21) **Appl. No.:** **29/191,674**

(22) **Filed:** **Oct. 10, 2003**

(30) **Foreign Application Priority Data**

May 27, 2003 (EM) 33568

(51) **LOC (7) Cl.** **07-03**

(52) **U.S. Cl.** **D7/401.2; D7/649**

(58) **Field of Search** D7/642-645, 653-664,
D7/401.2; 30/147-150, 322-329, 340-345;
16/430, 431; D8/98, 107; 81/177.1

(56) **References Cited**

U.S. PATENT DOCUMENTS

D341,182 S * 11/1993 Dube D7/649

D414,986 S * 10/1999 Mulhauser et al. D7/401.2
6,405,619 B1 * 6/2002 Lamond et al. 81/177.1
D468,616 S * 1/2003 Welch et al. D8/107

* cited by examiner

Primary Examiner—Caron D. Veynar

(74) *Attorney, Agent, or Firm*—Cantor Colburn LLP

(57) **CLAIM**

The ornamental design for a handle for knife, as shown and described.

DESCRIPTION

FIG. 1 is a perspective view of a handle for knife, showing my new design;

FIG. 2 is a bottom plan view thereof;

FIG. 3 is a top plan view thereof;

FIG. 4 is a front elevational view thereof;

FIG. 5 is a rear elevational view thereof; and,

FIG. 6 is a side elevational view thereof, the opposite side being a mirror image hereof.

1 Claim, 3 Drawing Sheets

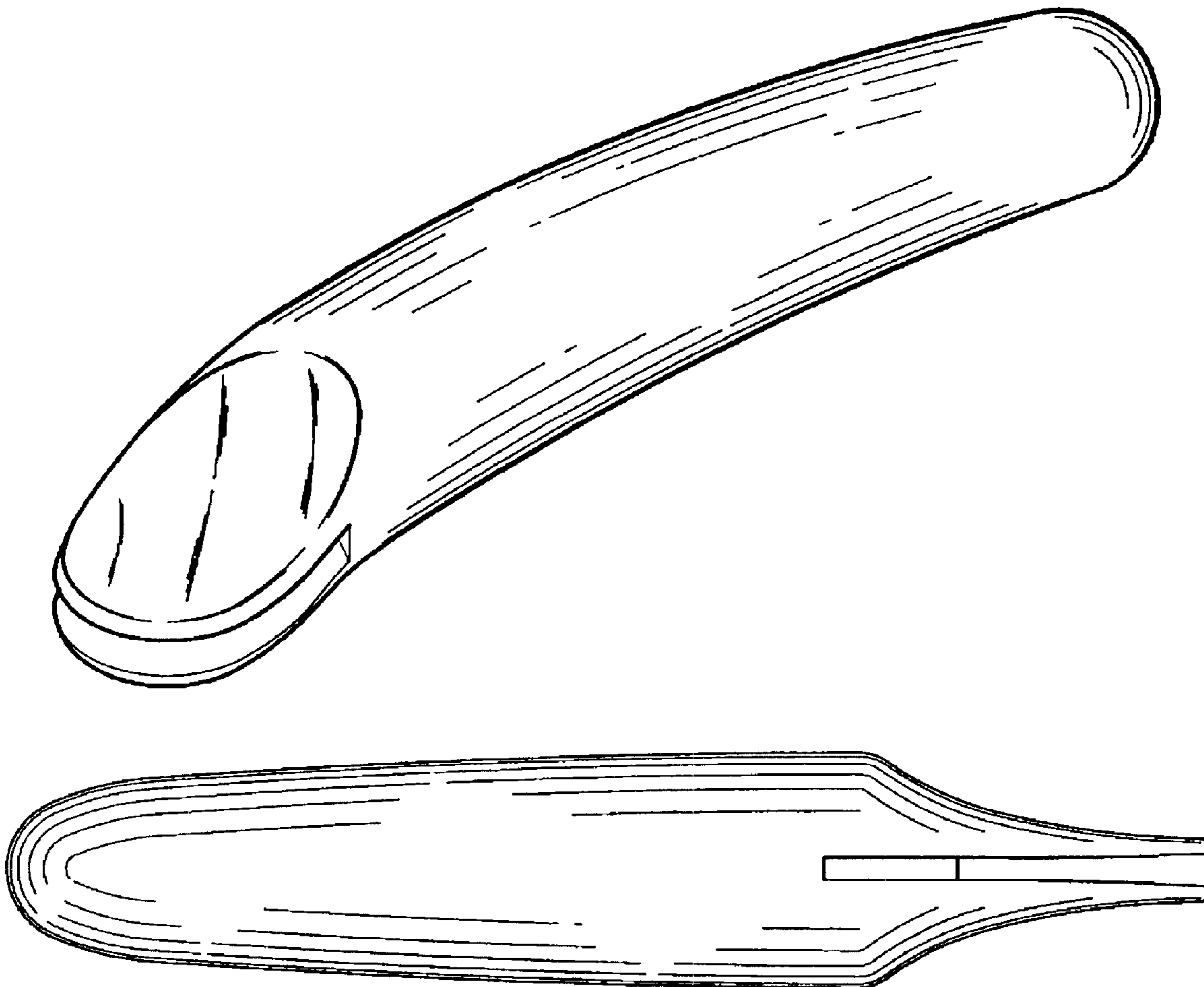


FIG. 1

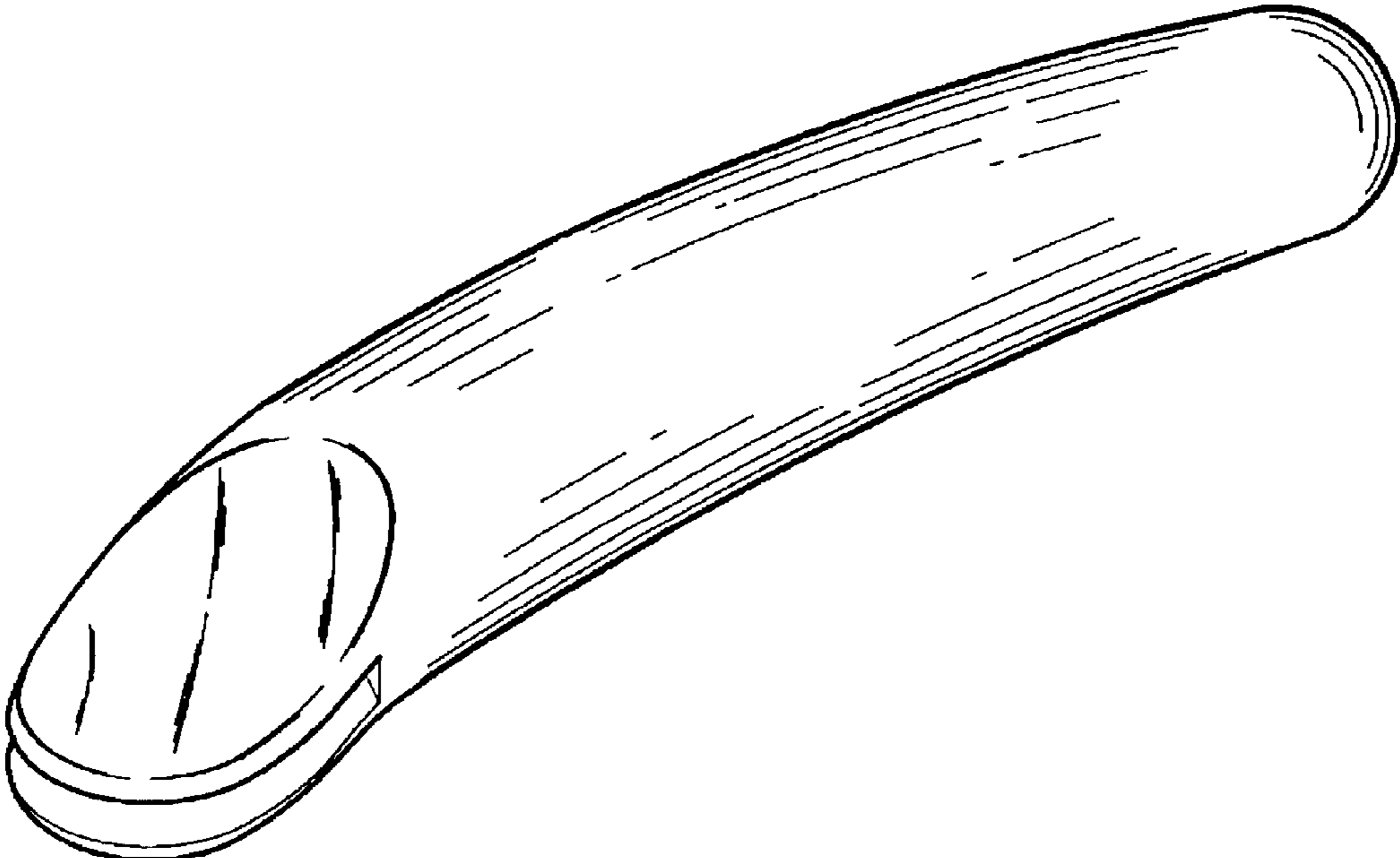


FIG. 2




FIG. 3



FIG. 4

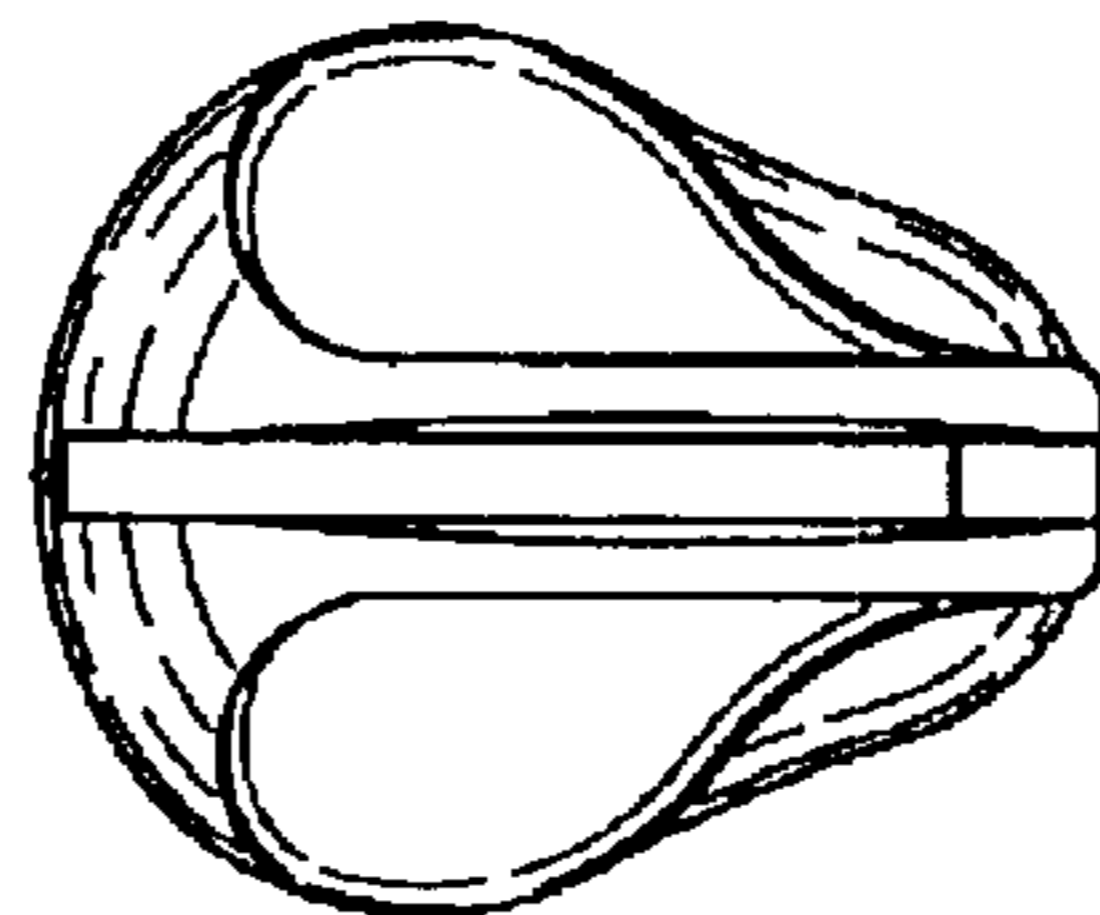


FIG. 5

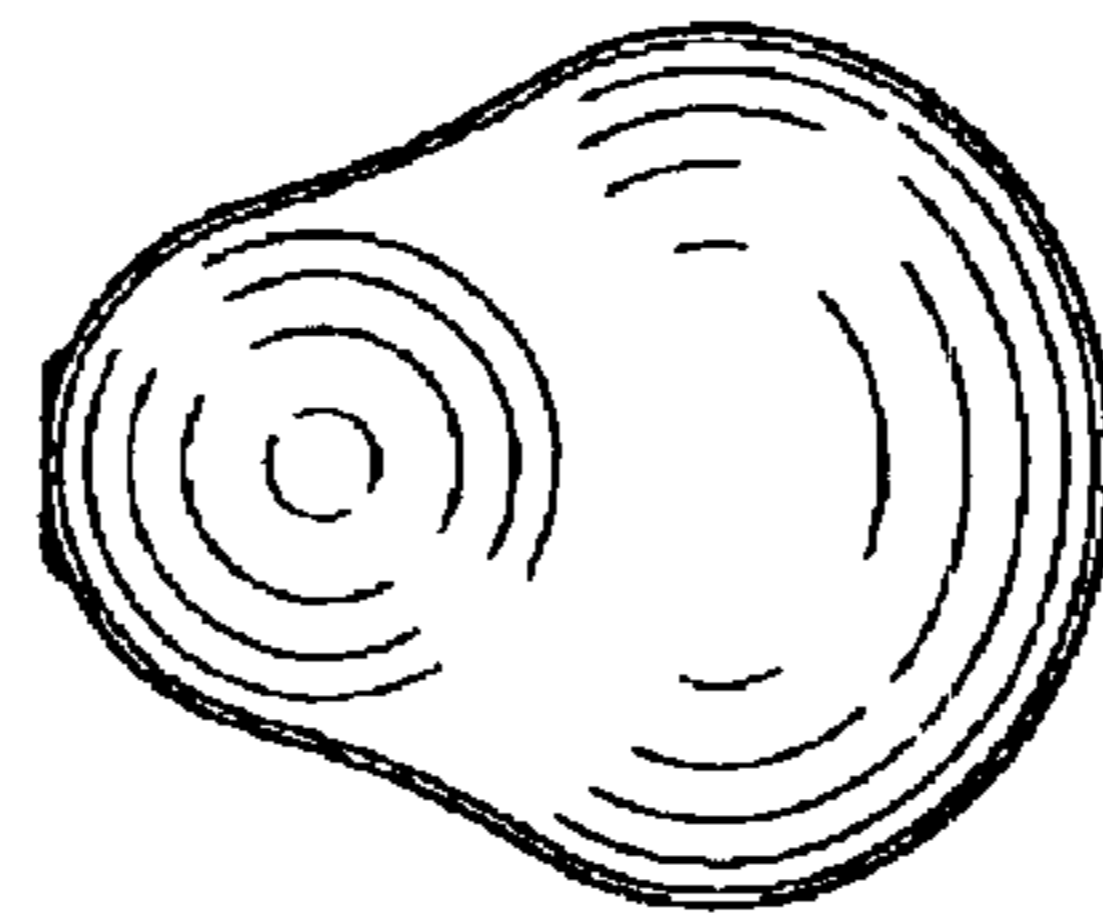


FIG. 6

