



US00D502047S

(12) **United States Design Patent**
Ledingham et al.

(10) **Patent No.:** **US D502,047 S**

(45) **Date of Patent:** **** Feb. 22, 2005**

(54) **FOOD PROCESSOR**

(75) Inventors: **John B. Ledingham**, St. Joseph, MI (US); **T. Seum Michael**, St. Joseph, MI (US); **Daniel R. Chubb**, St. Joseph, MI (US); **Michael D. Ambos**, St. Joseph, MI (US)

(73) Assignee: **Whirlpool Corporation**, Benton Harbor, MI (US)

(**) Term: **14 Years**

(21) Appl. No.: **29/193,514**

(22) Filed: **Nov. 10, 2003**

(51) **LOC (7) Cl.** **31-00**

(52) **U.S. Cl.** **D7/384**

(58) **Field of Search** D7/376-386, 412, D7/413, 300.1; 99/331, 337, 348, 492, 509-511; 215/222; 241/33-37.5, 101.01-101.2, 273.1-278.2, 282.1, 282.2; 366/129, 130, 142, 197-201, 205-207, 214, 241-251, 279-282

(56) **References Cited**

U.S. PATENT DOCUMENTS

D256,087 S * 7/1980 Minami D7/384

D445,299 S * 7/2001 Spagnolo et al. D7/384
D445,636 S * 7/2001 Spagnolo D7/384
D488,344 S * 4/2004 Seum et al. D7/384

* cited by examiner

Primary Examiner—Caron D. Veynar

(74) *Attorney, Agent, or Firm*—Robert O. Rice; Clifton G. Green; John F. Colligan

(57) **CLAIM**

The ornamental design for a food processor, as shown and described.

DESCRIPTION

FIG. 1 is a front perspective view of the food processor,


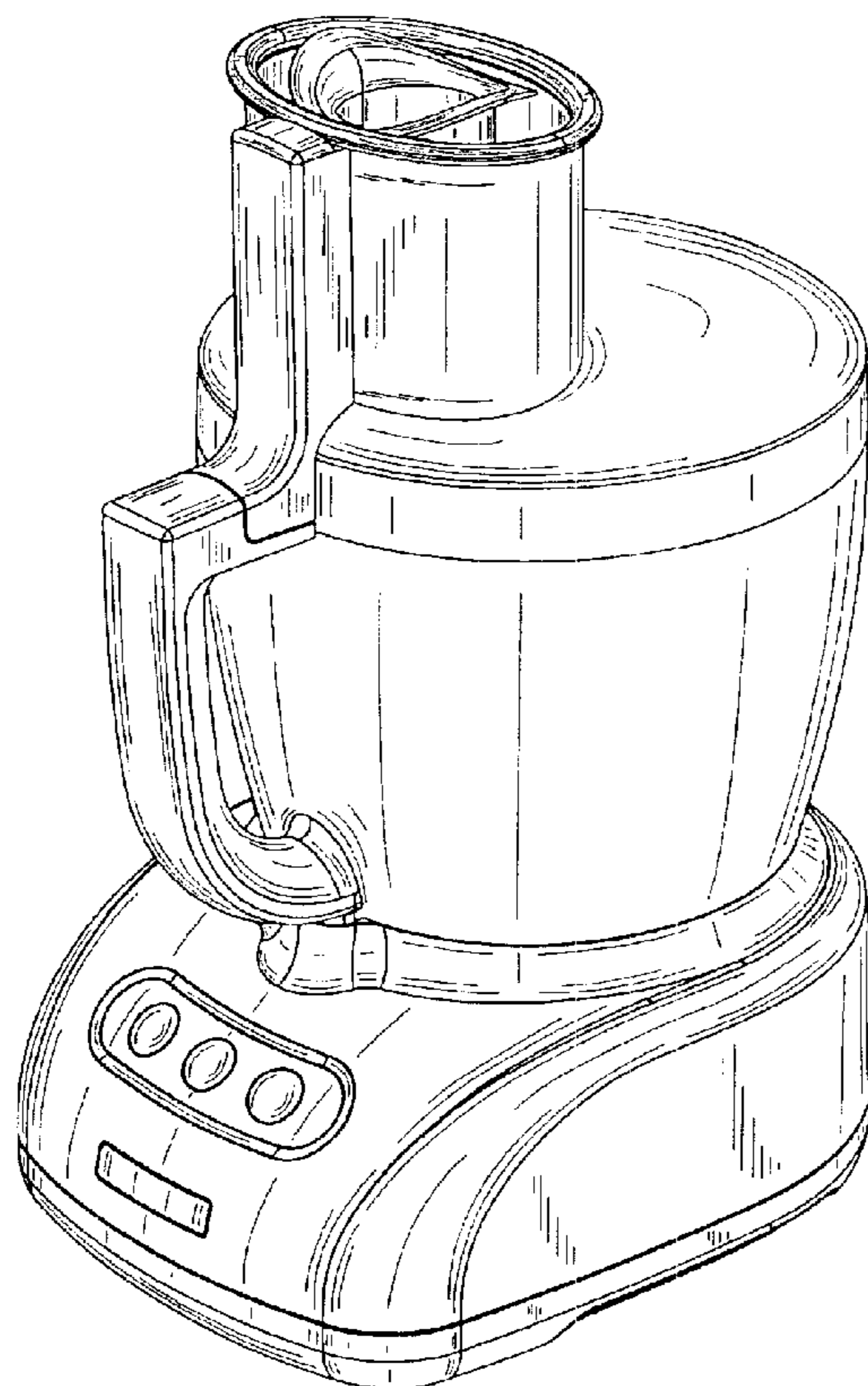
FIG. 2 is a front elevational view thereof;

FIG. 3 is a rear elevational view thereof;

FIG. 4 is a right side view, the left side view being a mirror image thereof; and,

FIG. 5 is top plan view thereof.

1 Claim, 5 Drawing Sheets



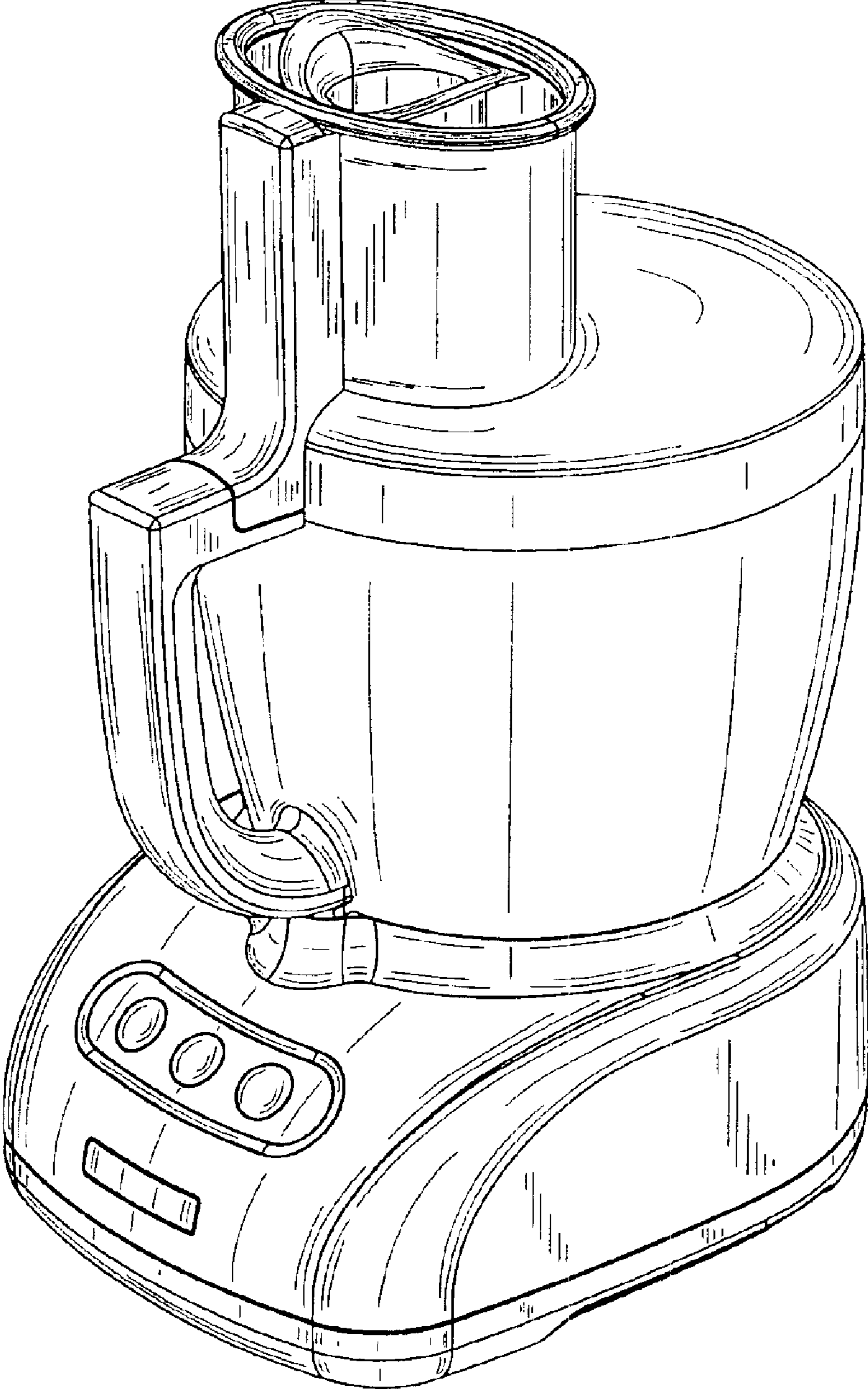


Fig. 1




Fig. 2




Fig. 3




Fig. 4

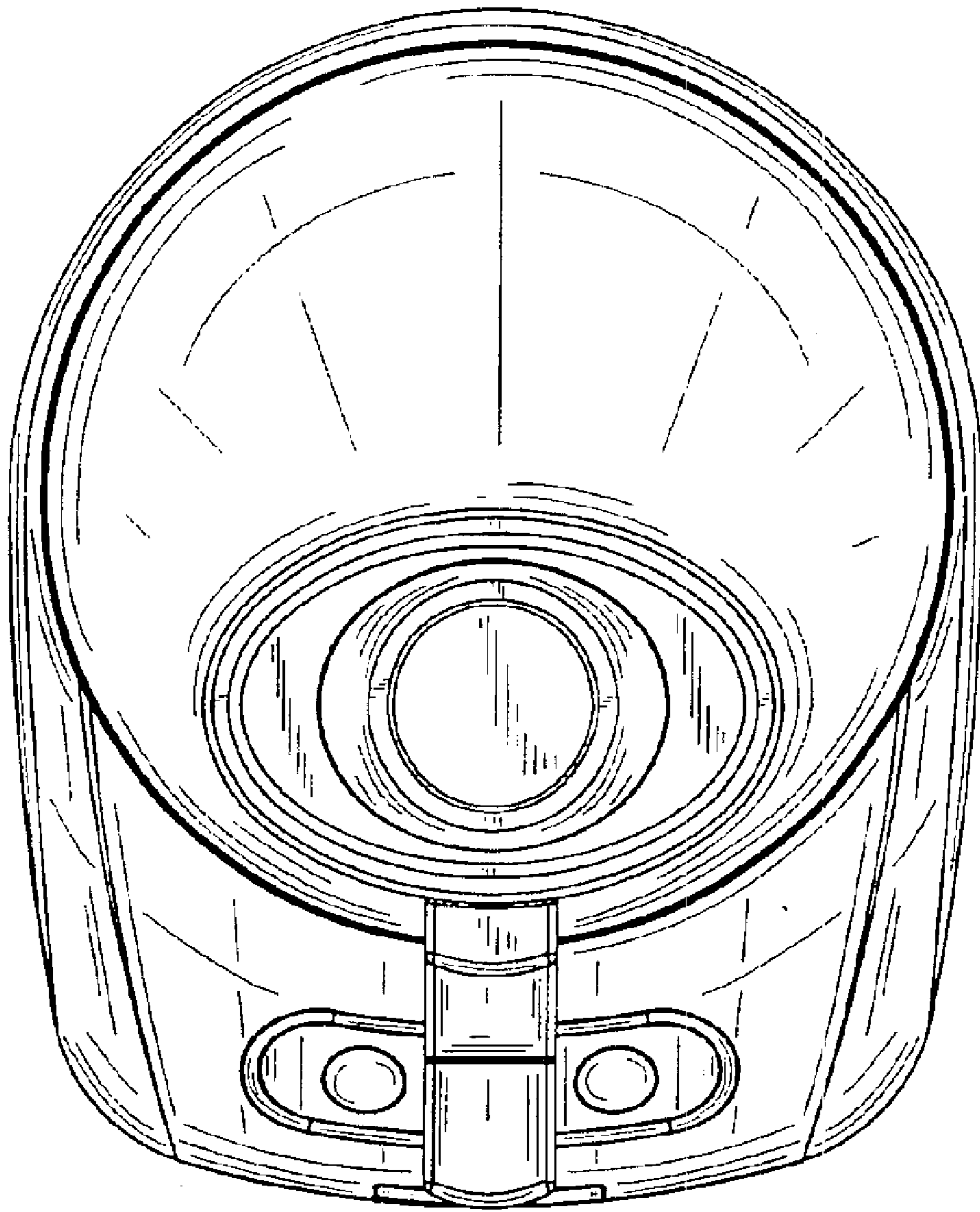


Fig. 5