

US00D502041S

(12) **United States Design Patent** Wynalda, Jr. et al. (10) Patent No.: **US D502,041 S** (45) Date of Patent: **** Feb. 22, 2005**

(54) **STORAGE CONTAINER FOR RECORDED MEDIA**

(75) Inventors: **Robert M. Wynalda, Jr.**, Comstock Park, MI (US); **Ronald M. Marsilio**, Canton, OH (US)

(73) Assignee: **Robert Martin Wynalda, Jr.**, Comstock Park, MI (US)

(**) Term: **14 Years**

(21) Appl. No.: **29/161,640**

(22) Filed: **May 31, 2002**

Related U.S. Application Data

(60) Division of application No. 29/143,680, filed on Jun. 18, 2001, which is a continuation-in-part of application No. 29/137,709, filed on Feb. 28, 2001.

(51) **LOC (7) Cl.** **06-04**

(52) **U.S. Cl.** **D6/632; D6/629; D6/634**

(58) **Field of Search** D3/201, 218, 272, D3/273, 276, 905; D6/407, 626-635; D9/337, 445, 454; D19/26, 27, 32, 65, 75-77, 81; D28/77; 206/232, 307.1, 308.1, 308.3, 309, 310-313, 387.11, 387.13, 387.15; 312/9.57, 902, 9.9, 9.48, 9.55, 964, 9.47, 953, 328; 329/355

(56) **References Cited**

U.S. PATENT DOCUMENTS

- 4,341,307 A * 7/1982 Shyers 206/472
- D281,056 S * 10/1985 Tour D9/337
- 4,717,021 A * 1/1988 Ditzig 206/387.13
- 4,718,550 A * 1/1988 Johnson 206/387.13
- 4,823,950 A * 4/1989 Roze 206/311
- 4,966,283 A * 10/1990 Sykes et al. 206/387.13
- D324,337 S * 3/1992 Brady D9/425

- 5,392,906 A * 2/1995 Taniyama 206/311
- D358,521 S * 5/1995 Taniyama D6/634
- D382,797 S * 8/1997 House D9/433
- D386,677 S * 11/1997 Abiteboul D9/326
- 5,819,928 A * 10/1998 Wynalda, Jr. 206/308.1
- D406,719 S * 3/1999 Clausen D6/634
- D429,761 S * 8/2000 Ward D19/31
- D431,955 S * 10/2000 Peterson et al. D6/632
- D433,266 S * 11/2000 Peterson et al. D6/634
- D445,626 S * 7/2001 Myszka et al. D6/629
- 6,405,860 B1 * 6/2002 Raucci, Jr. 206/308.1
- D463,944 S * 10/2002 Wynalda, Jr. et al. D6/635
- D466,356 S * 12/2002 Marsilio D6/632
- D483,980 S * 12/2003 Wynalda, Jr. et al.
- 6,685,022 B2 * 2/2004 Sullivan

* cited by examiner

Primary Examiner—Celia A. Murphy

(74) *Attorney, Agent, or Firm*—Zollinger & Burleson, Ltd.

(57) **CLAIM**

The ornamental design for storage container for recorded media, as shown and described.

DESCRIPTION

FIG. 1 is a perspective view of the storage container for recorded media showing our new design, the storage container being in a closed configuration.

FIG. 2 is a perspective view of the storage container for recorded media showing our new design, the storage container being in an open configuration.

FIG. 3 is a front elevation view of FIG. 2.

FIG. 4 is a left side elevation view of FIG. 3.

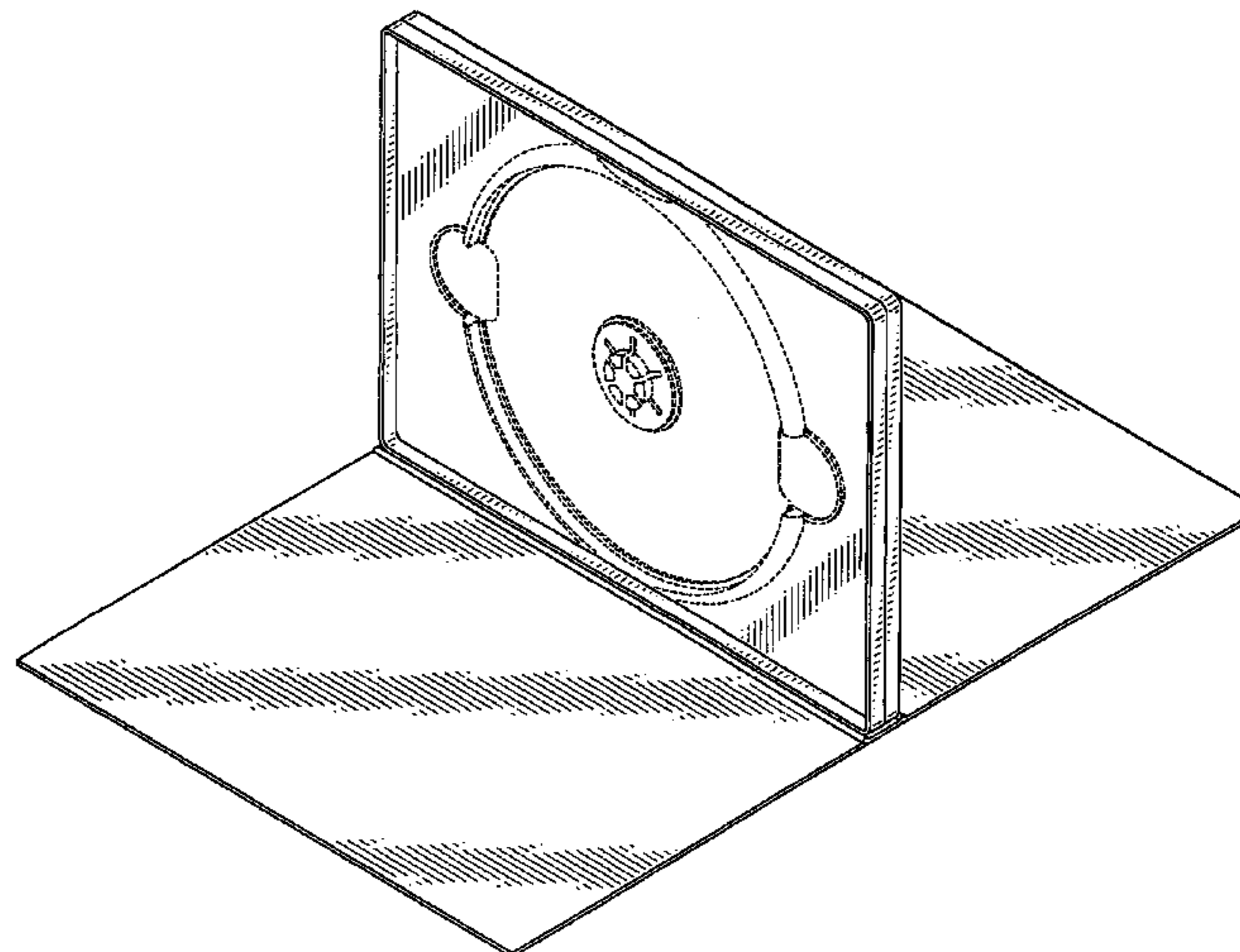
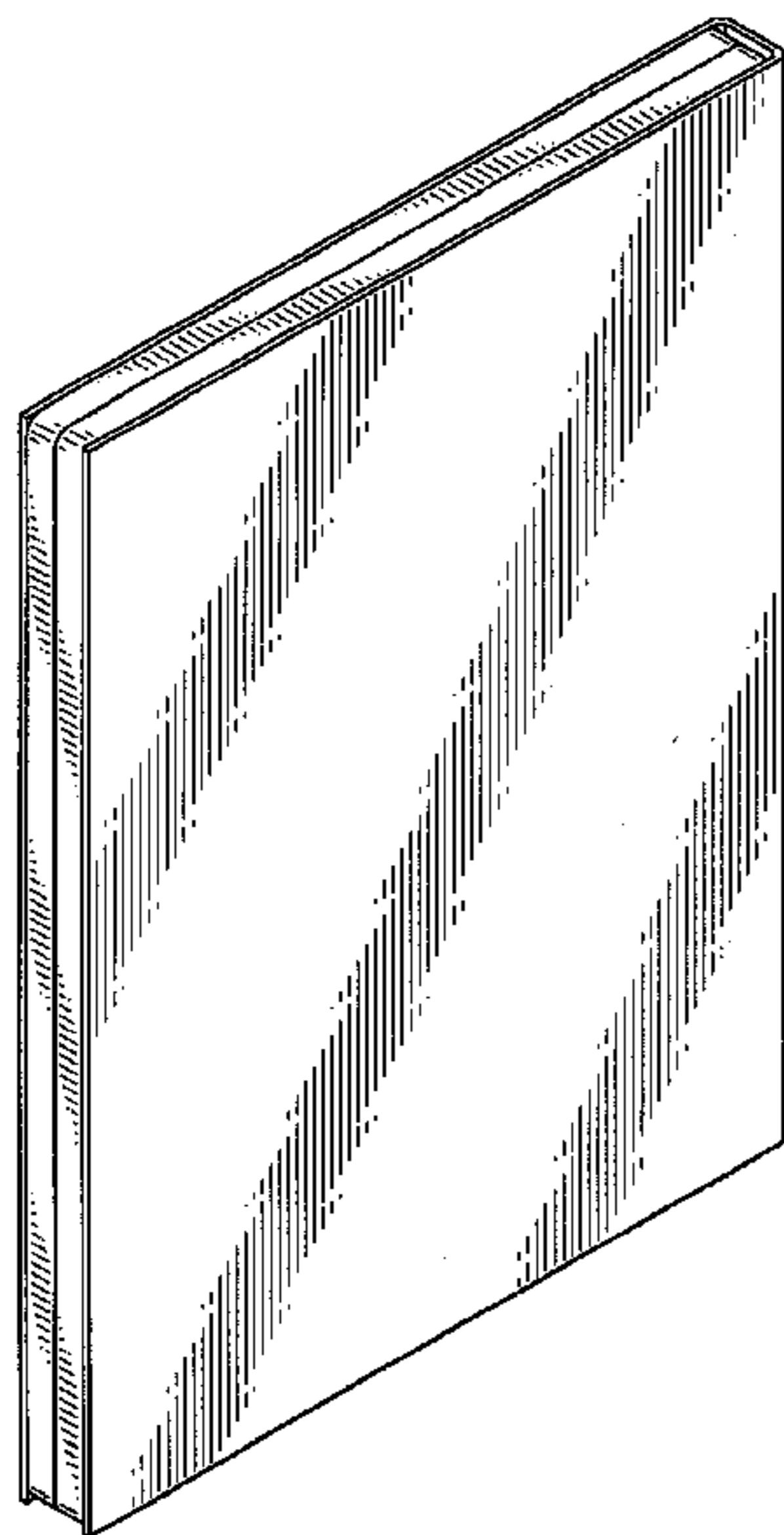
FIG. 5 is a top plan view of FIG. 3; and,

FIG. 6 is a bottom plan view of FIG. 3.

The broken lines are for illustrative purposes only and form no part of the claimed design.

The broken lines in FIGS. 2 & 4 define the boundary of the design. The area within, forms no part of the claim.

1 Claim, 6 Drawing Sheets



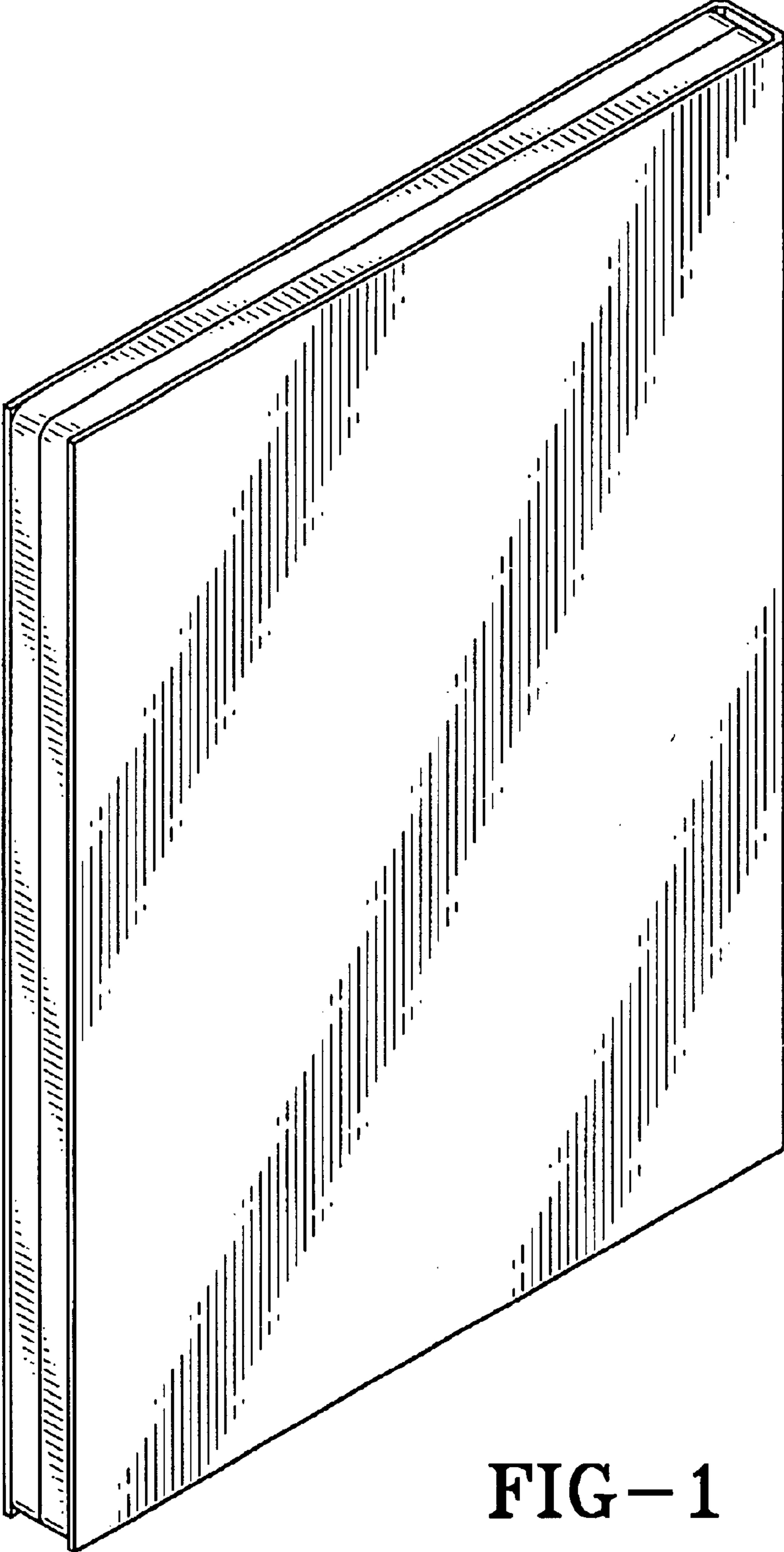


FIG-1

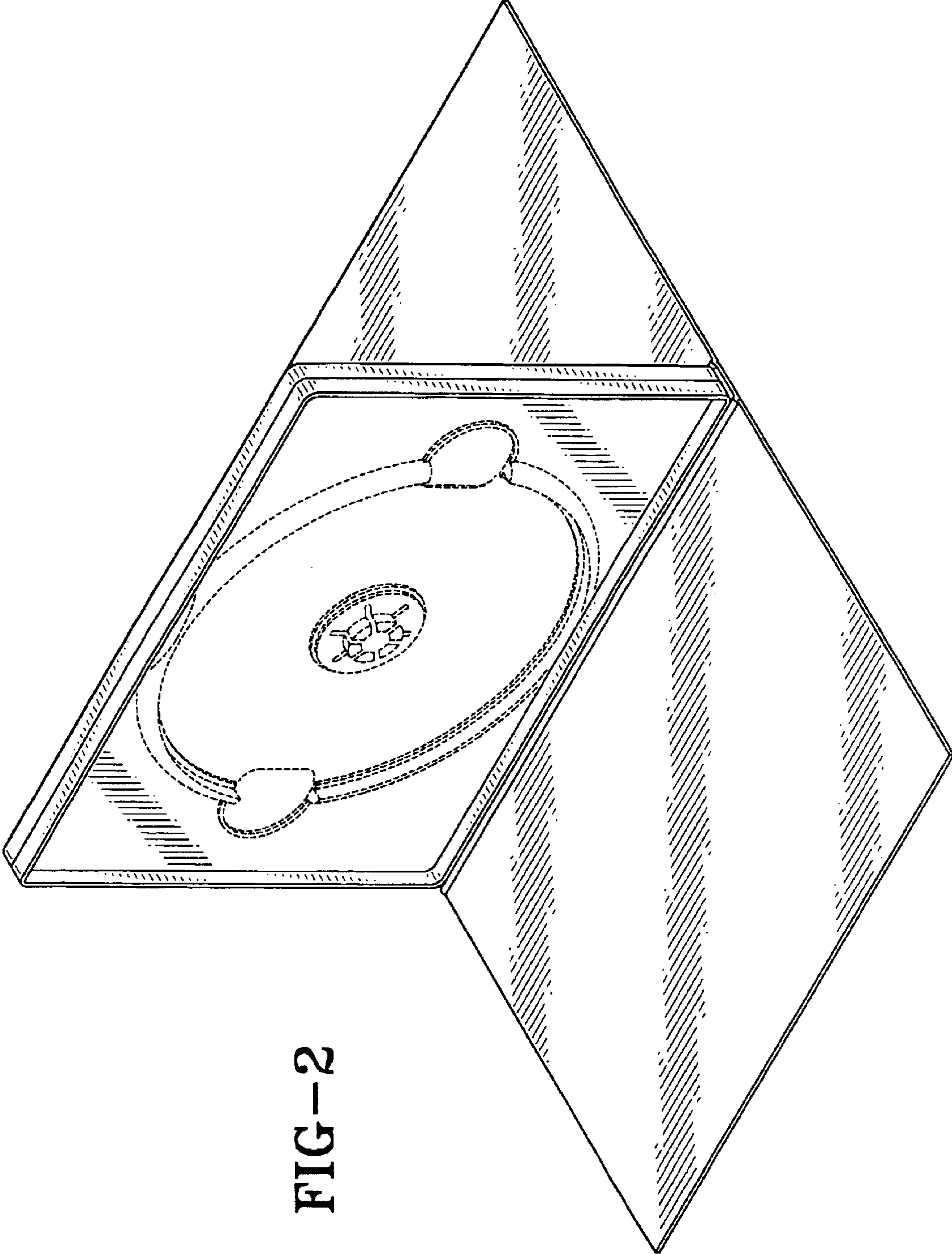


FIG-2




FIG-3

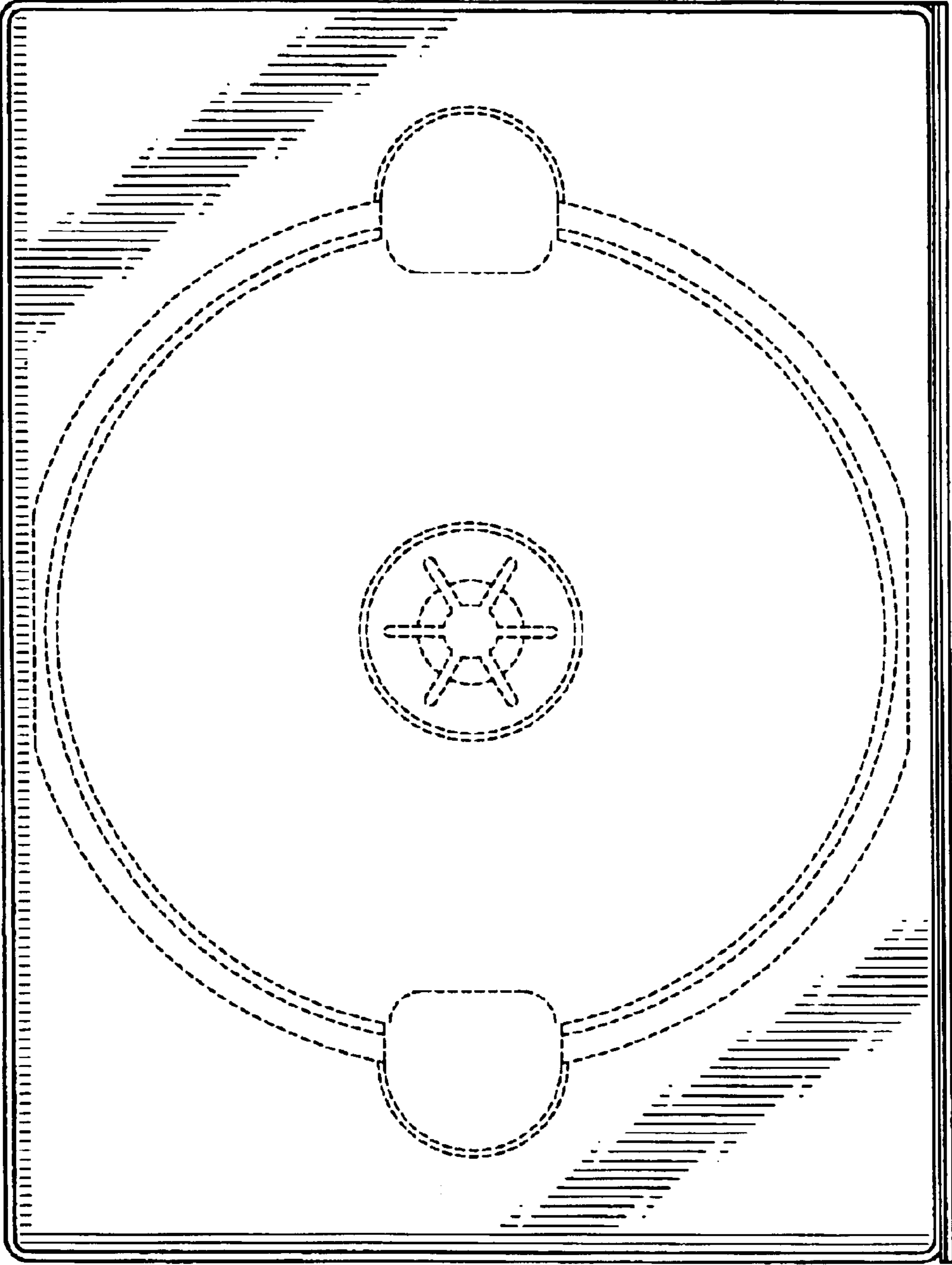


FIG-4




FIG-5




FIG-6