

US00D502036S

(12) **United States Design Patent**
Titus et al.

(10) **Patent No.:** **US D502,036 S**
(45) **Date of Patent:** **** Feb. 22, 2005**

(54) **DRAPERY**
(75) Inventors: **Jodi R. Titus**, Brooklyn, NY (US);
Valborg F. Linn, New York, NY (US);
Linda Johnson, New York, NY (US)
(73) Assignee: **Park B. Smith, Inc.**, New York, NY
(US)
(**) Term: **14 Years**
(21) Appl. No.: **29/138,327**
(22) Filed: **Mar. 9, 2001**
(51) **LOC (7) Cl.** **06-10**
(52) **U.S. Cl.** **D6/575**
(58) **Field of Search** D6/575-581; 160/84.01,
160/84.08, 123, 124, 330-350, 382, 383,
385-392, 395, 368.1, 32, 35, 126

D371,928 S 7/1996 Evjy D6/575
5,566,734 A 10/1996 Levy et al.
5,566,735 A 10/1996 Jelic 160/84.04
5,649,583 A 7/1997 Hsu 160/84.05
D393,560 S 4/1998 Adams D6/575
5,894,876 A * 4/1999 O'Brien 160/84.01
D415,382 S 10/1999 Walker D6/576
D415,644 S 10/1999 Goodwin D6/576
D415,645 S 10/1999 Goodwin D6/576
6,041,454 A * 3/2000 Summerford 160/DIG. 6 X
D426,738 S 6/2000 Goodwin D6/576
D440,093 S 4/2001 Siegel et al. D6/575
D440,094 S 4/2001 Shen D6/575
D445,621 S 7/2001 Judkins D6/575
D446,070 S 8/2001 Judkins D6/575
6,431,245 B1 8/2002 Shen 160/84.03
6,497,264 B1 12/2002 Paskevicius
D468,950 S 1/2003 Judkins D6/575
6,520,238 B2 2/2003 Allsopp 160/84.04
D473,743 S 4/2003 Judkins D6/575
6,543,516 B2 4/2003 Hwang 160/84.01
2003/0051831 A1 3/2003 Bouldin 160/348

(56) **References Cited**
U.S. PATENT DOCUMENTS

852,187 A * 4/1907 Luft 160/388
2,779,405 A * 1/1957 Hess 160/348
2,840,155 A * 6/1958 Stern 160/124
3,160,202 A 12/1964 Rosen
3,322,182 A 5/1967 Palella
3,487,875 A * 1/1970 Shukat et al. 160/84.01
3,777,800 A * 12/1973 Susoev 160/84.04
3,999,590 A * 12/1976 Koch 160/84.01
4,069,857 A 1/1978 Brookshire
D256,536 S * 8/1980 Atkins D6/580
D277,061 S 1/1985 Picoy D6/575
D295,354 S 4/1988 De Block et al. D6/577
4,739,815 A 4/1988 Altman 160/84.01
4,877,075 A 10/1989 Markowitz 160/84.01
4,909,297 A 3/1990 Koller et al. 160/84.01
4,921,032 A * 5/1990 May 160/84.01
4,928,743 A 5/1990 Wojtysiak
4,934,435 A 6/1990 Regev
4,976,301 A 12/1990 Easley et al.
5,010,944 A * 4/1991 Bussert 160/354
D320,127 S 9/1991 Schopp D6/575
D348,371 S 7/1994 Judkins D6/577
D371,711 S 7/1996 Clark D6/575

* cited by examiner

Primary Examiner—Philip S. Hyder
Assistant Examiner—C. Tuttle
(74) *Attorney, Agent, or Firm*—Alston & Bird LLP

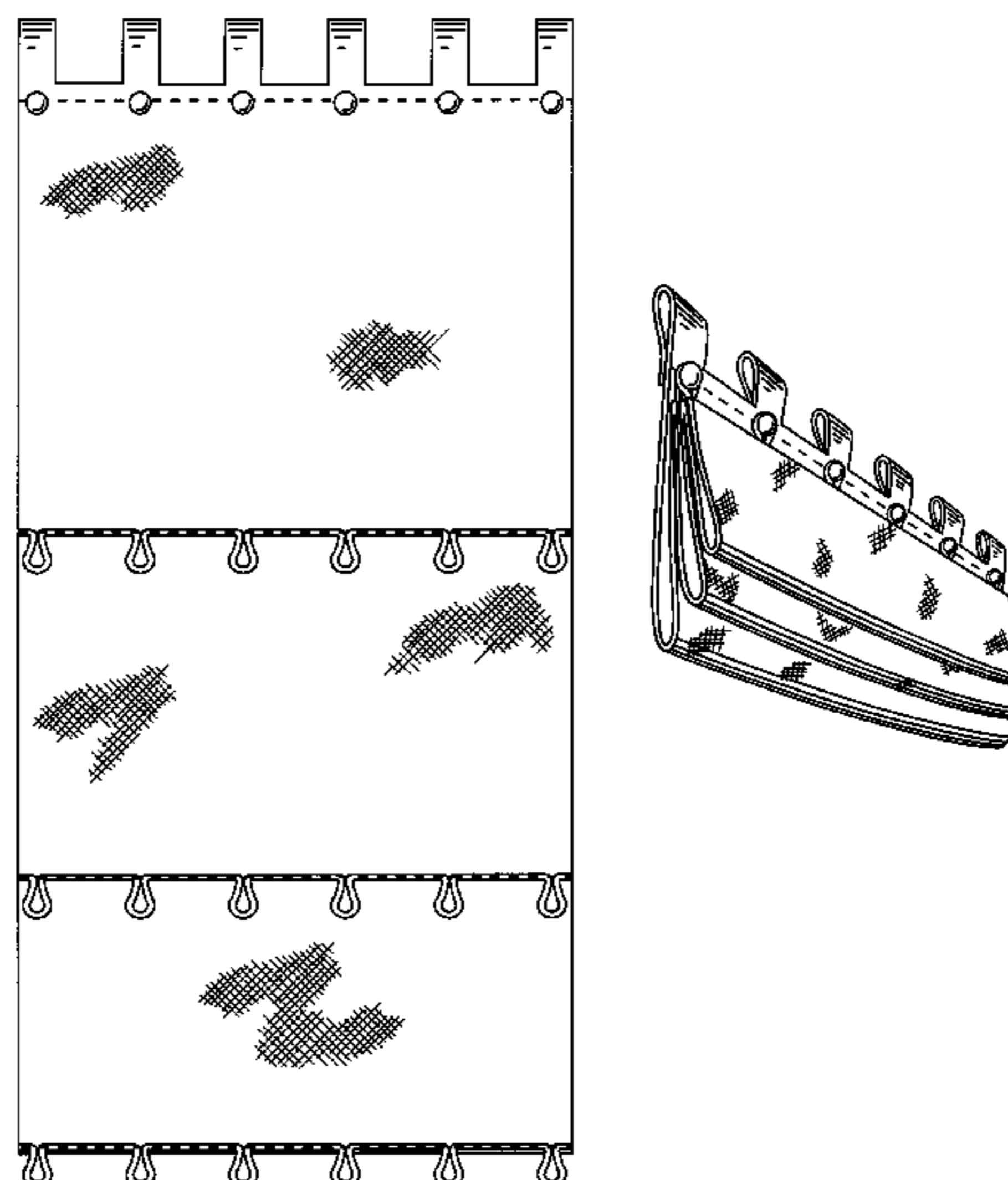
(57) **CLAIM**

The ornamental design for a drapery, as shown and Described.

DESCRIPTION

FIG. 1 is a front view of a drapery showing our new design; FIG. 2 is a right side view of the drapery of FIG. 1; FIG. 3 is a back view of the drapery of FIG. 1; FIG. 4 is a left side view of the drapery of FIG. 1; FIG. 5 is a top view of the drapery of FIG. 1; FIG. 6 is a bottom view of the drapery of FIG. 1; FIG. 7 is a front view showing the design in a gathered or Raised position; and, FIG. 8 is a perspective view of FIG. 7. The broken lines shown herein are for illustrative purposes only and form no part of the claimed design.

1 Claim, 5 Drawing Sheets






FIG. 1

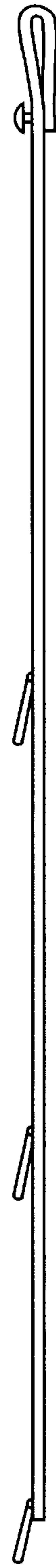


FIG. 2

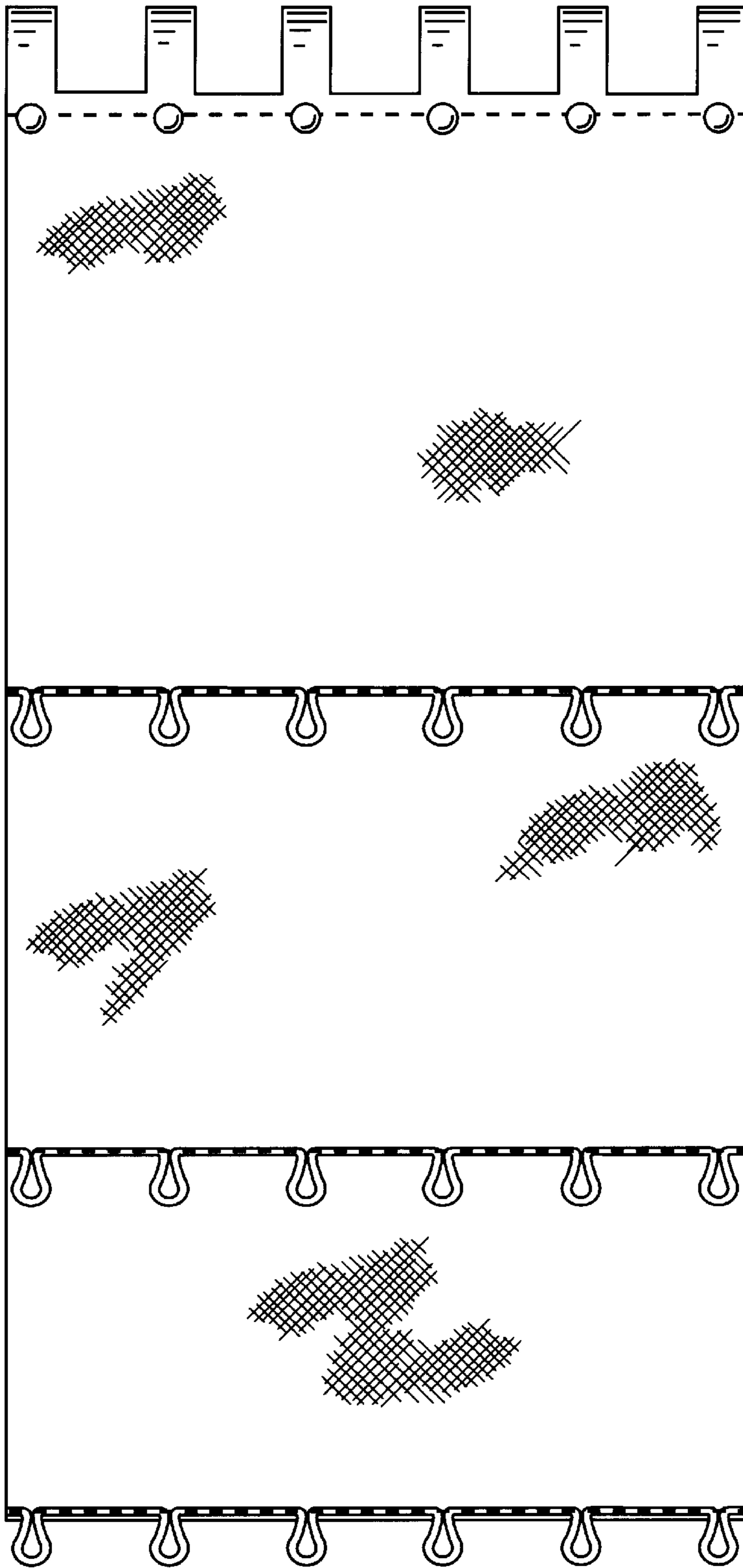


FIG. 3

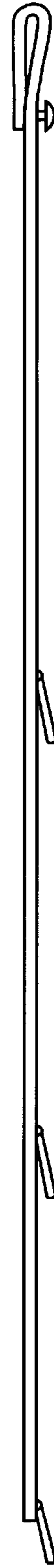


FIG. 4



FIG. 5

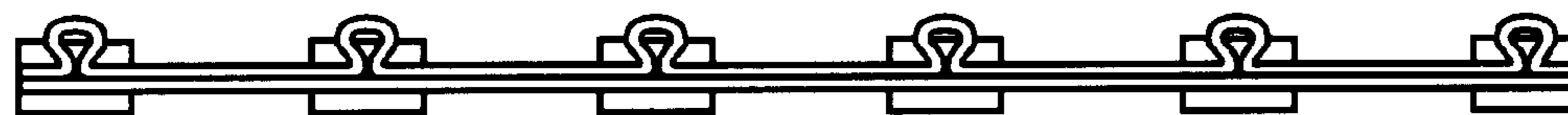


FIG. 6

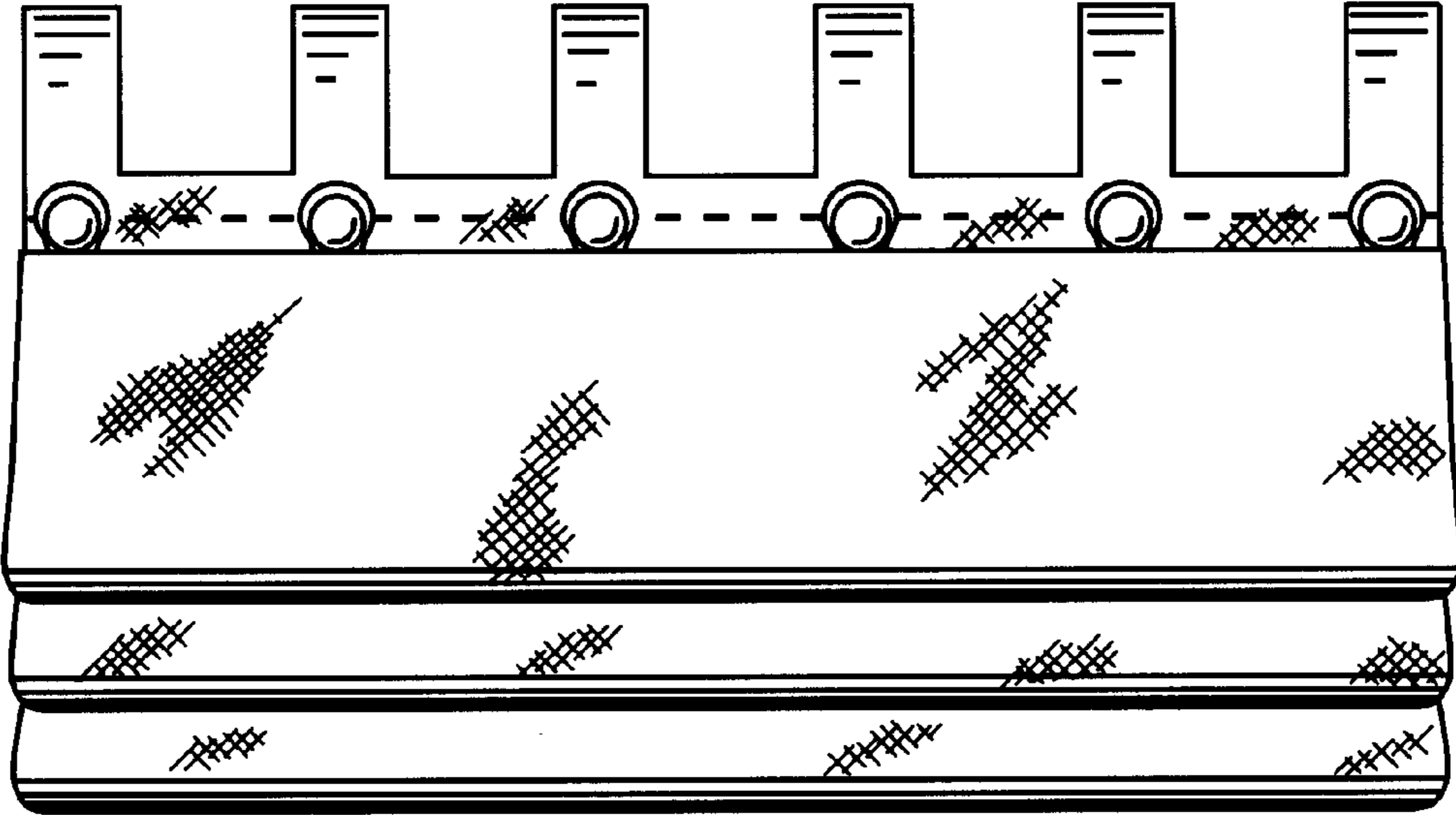


FIG. 7

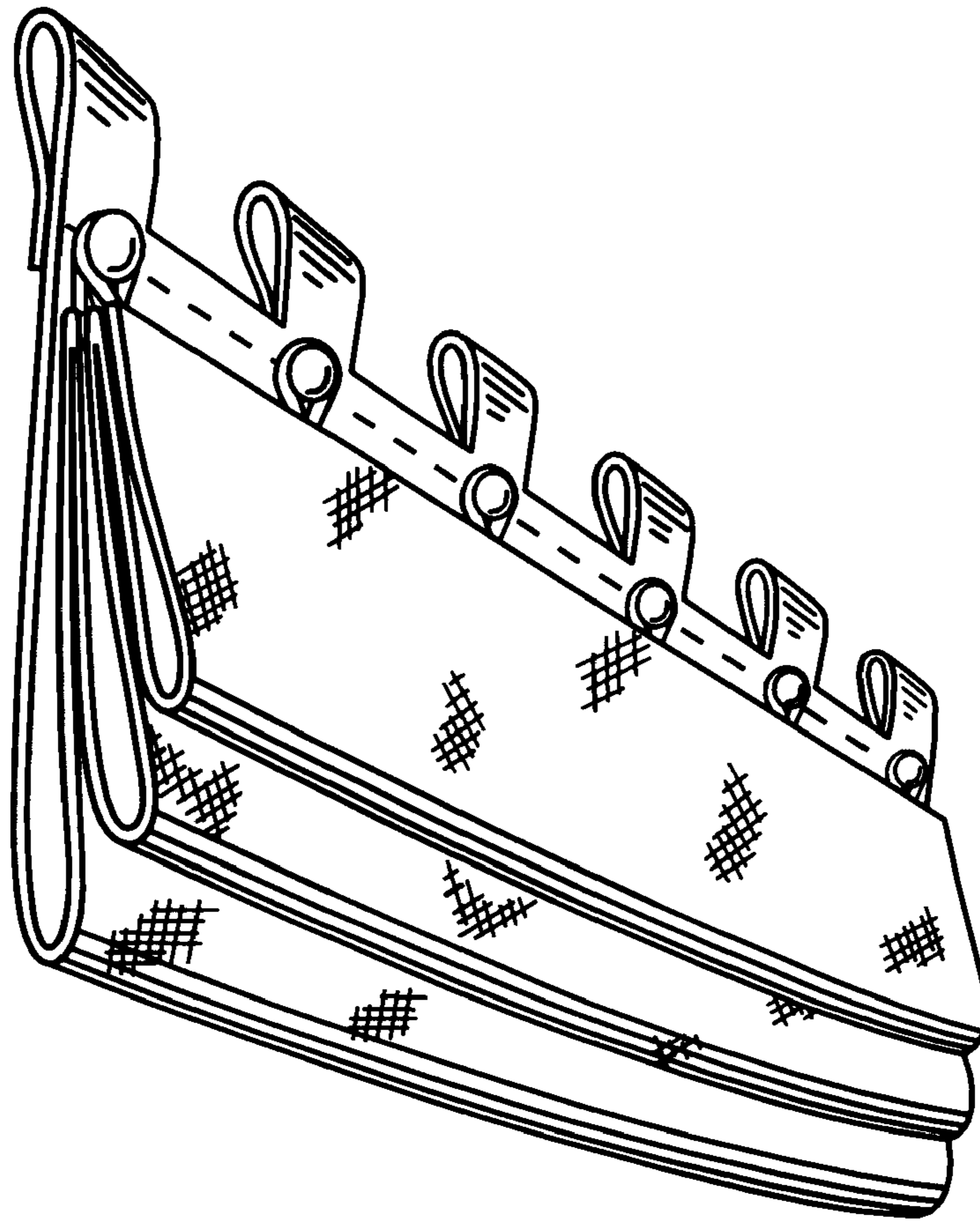


FIG. 8