

US00D502029S

(12) **United States Design Patent** (10) **Patent No.:** **US D502,029 S**
Stanton (45) **Date of Patent:** **** Feb. 22, 2005**

(54) **FURNITURE LEG**

(75) Inventor: **Shawn C. Stanton**, High Point, NC (US)

(73) Assignee: **Thomasville Furniture Industries, Inc.**, Thomasville, NC (US)

(**) Term: **14 Years**

(21) Appl. No.: **29/194,033**

(22) Filed: **Nov. 18, 2003**

(51) **LOC (7) Cl.** **06-06**

(52) **U.S. Cl.** **D6/495**

(58) **Field of Search** D6/480-489, 511, D6/495-499, 429; 108/150, 153.1, 155, 156, 157.1, 161; 248/188, 188.1, 188.8

(56) **References Cited**

U.S. PATENT DOCUMENTS

D368,191 S	*	3/1996	Mitchell	D6/484
D375,853 S	*	11/1996	Lee	D6/480
D378,479 S	*	3/1997	Smith	D6/477
D388,978 S		1/1998	Walters et al.		
D394,765 S		6/1998	Walters et al.		
D411,394 S		6/1999	Cain		
D415,905 S		11/1999	Cain		
D469,987 S		2/2003	Stanton		

OTHER PUBLICATIONS

Thomasville Furniture Industries, Inc., Renaissance brochure p. 16, Monaco Dining Table Base, Apr. 1996.
 Thomasville Furniture Industries, Inc., Renaissance brochure p. 30, Fragonard Rectangular Cocktail Table, Apr. 1996.
 Thomasville Furniture Industries, Inc., Trafalgar Square brochure p. 15, Sideboard, May 1998.
 Thomasville Furniture Industries, Inc., Occasional Collection brochure p. 31, Trafalgar Square Sofa Table, Feb. 2003.
 Thomasville Furniture Industries, Inc., Kent Park brochure, p. 32, Brighton Accent Table, Jan. 2002.

Klise Manufacturing Company, The Book of Carved Wood Decoration, 4th Ed., pp. 27, 28, 29, 111; 1987.

Thomasville Furniture Industries, Inc., Carlton Hall brochure p. 16, chair leg, Sep. 1996.

Thomasville Furniture Industries, Inc., Collector's Cherry brochure, p. 6, furniture leg, Dec. 2001.

Thomasville Furniture Industries, Inc., Hemingway brochure p. 21, Hadley Desk, Jan. 2001.

(List continued on next page.)

Primary Examiner—Janice E Seeger

(74) *Attorney, Agent, or Firm*—Womble Carlyle Sandridge & Rice, PLLC

(57) **CLAIM**

The ornamental design for a furniture leg, as shown and described.

DESCRIPTION

FIG. 1 is a partial front elevational view of a furniture leg showing my new design;

FIG. 2 is a partial side elevational view, the opposite side being a mirror image thereof;

FIG. 3 is a partial cross section view taken along line 3—3 in FIG. 1 thereof;

FIG. 4 is a partial front elevational view of a second embodiment of a furniture leg showing my new design;

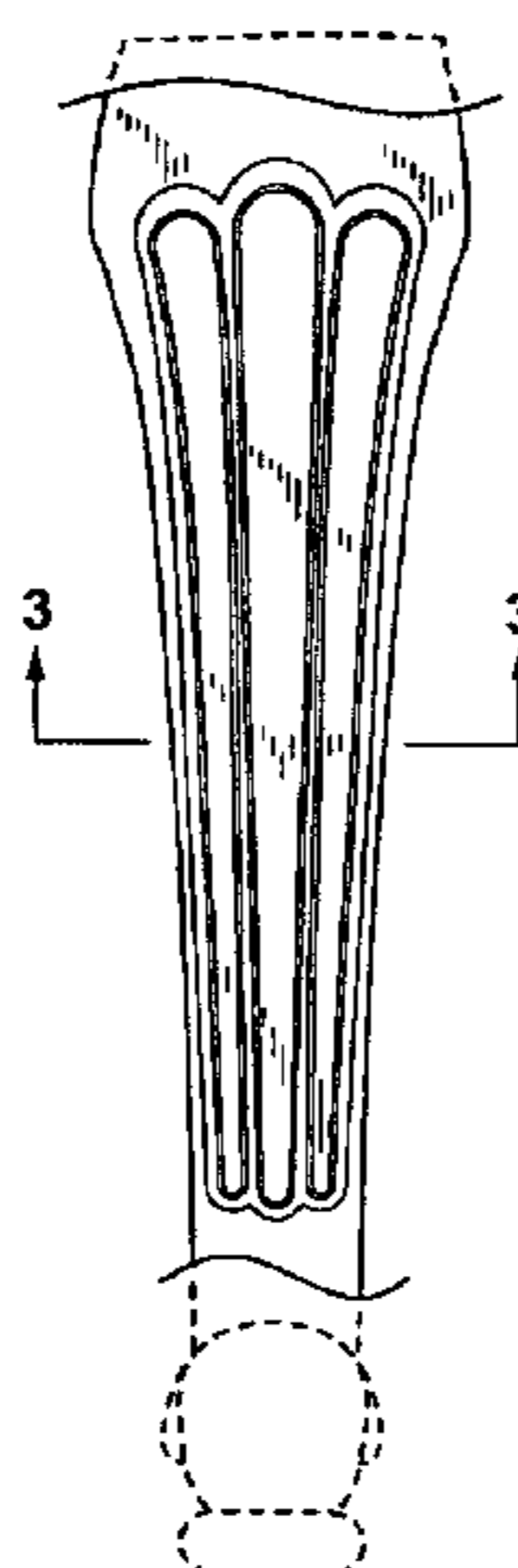
FIG. 5 is a partial side elevational view, the opposite side being a mirror image thereof;

FIG. 6 is a partial front elevational view of a third embodiment of a furniture leg showing my new design; and,

FIG. 7 is a partial side elevational view, the opposite side being a mirror image thereof.

The views of the furniture leg not shown form no part of the claimed design. The broken lines depicting feet and a portion of the furniture leg in FIGS. 1-2 and FIGS. 4-7 represent environmental elements only and form no part of the claimed design.

1 Claim, 3 Drawing Sheets



OTHER PUBLICATIONS

Thomasville Furniture Industries, Inc., Mahogany Collection brochure p. 13, table leg, Jun. 1999.

Thomasville Furniture Industries, Inc., Montrachet brochure p. 26, Rectangular Cocktail Table leg, 1992.

Thomasville Furniture Industries, Inc., Renaissance brochure, p. 7, Salon Dinning Chair leg, Dec. 1999.

Photograph of antique column taken in the Victoria & Albert Museum in London, England, Sep. 2003.

* cited by examiner

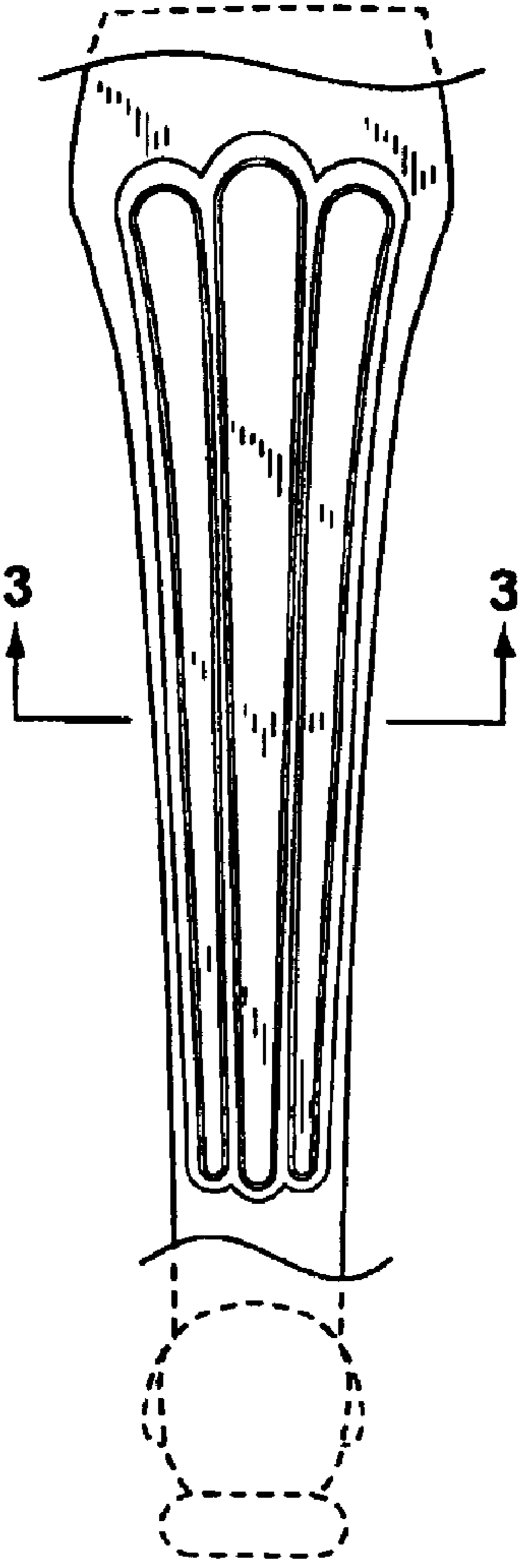


FIG. 1




FIG. 2

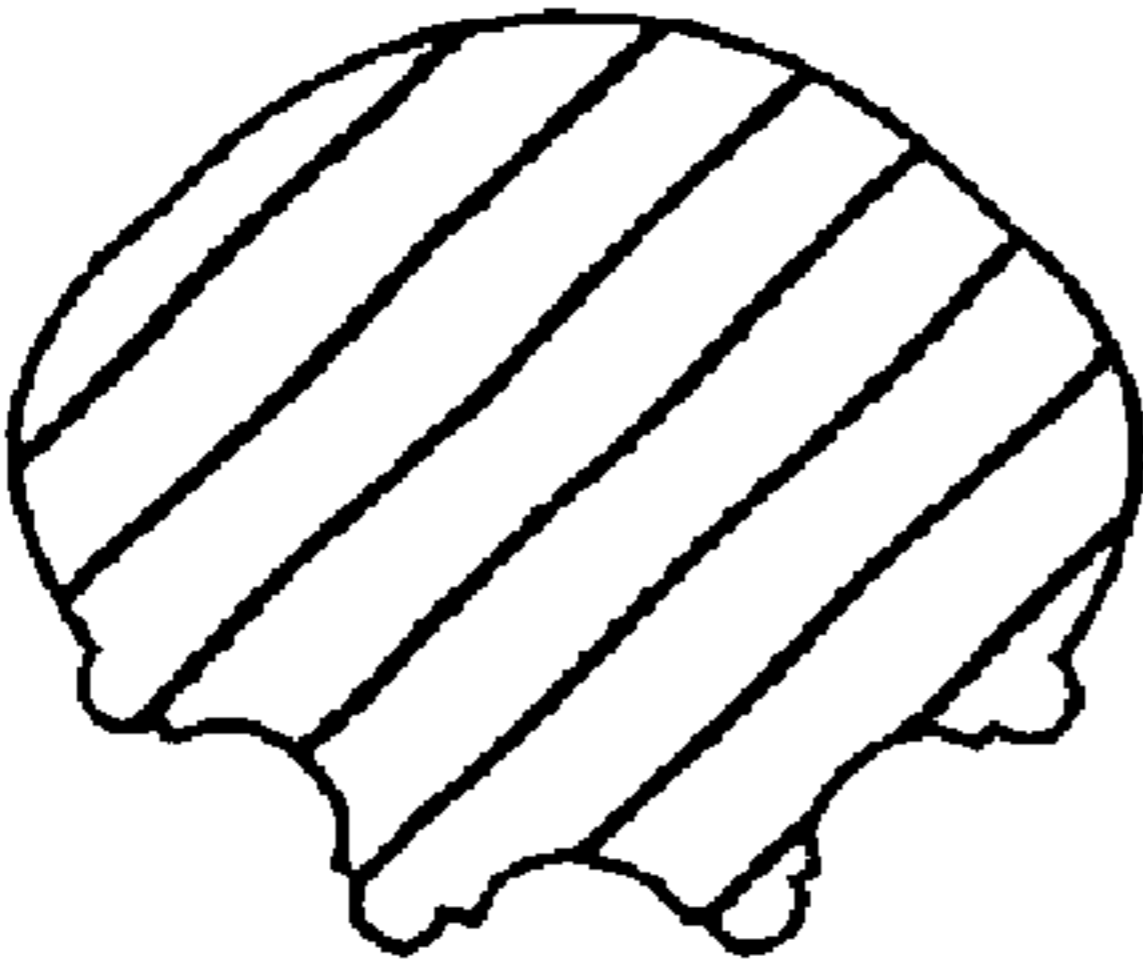


FIG. 3

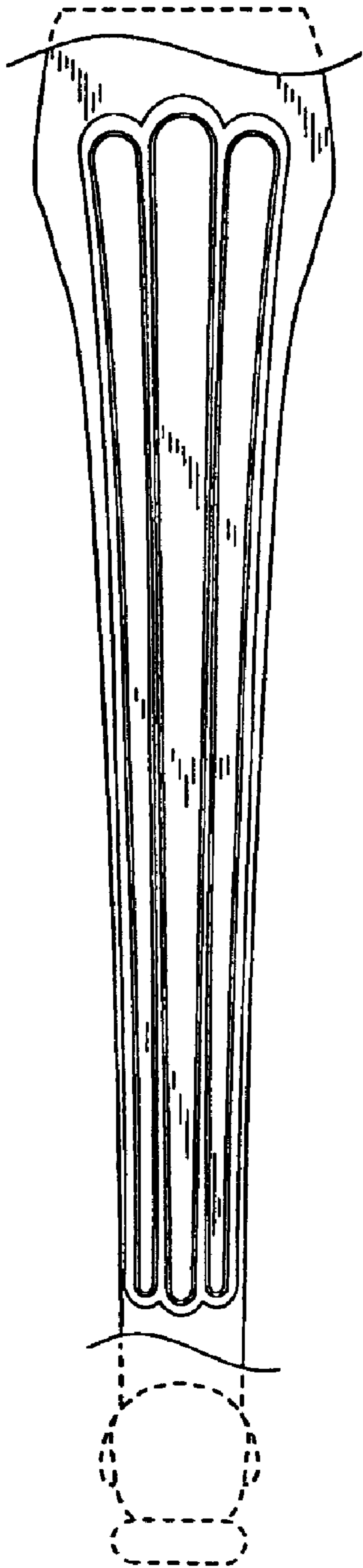


FIG. 4

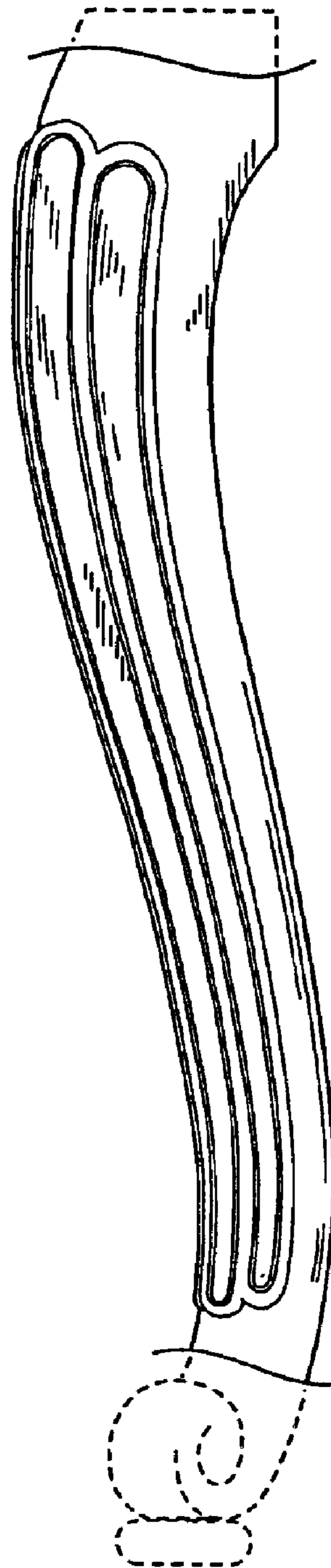


FIG. 5

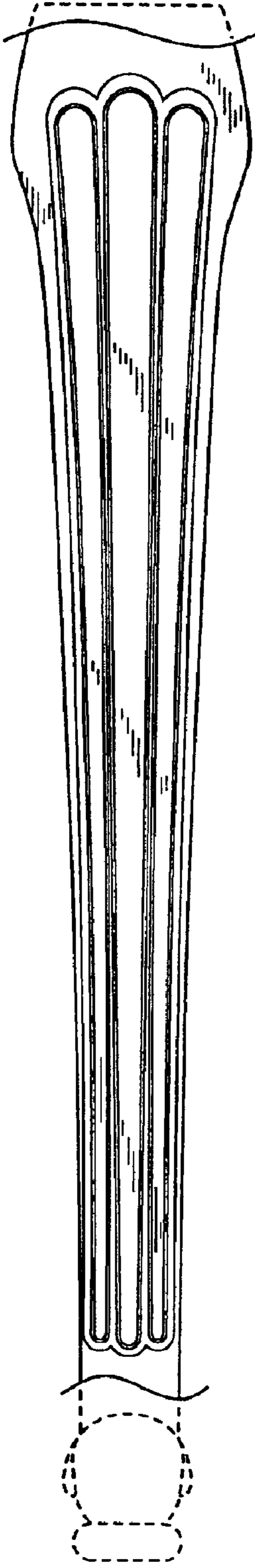


FIG. 6

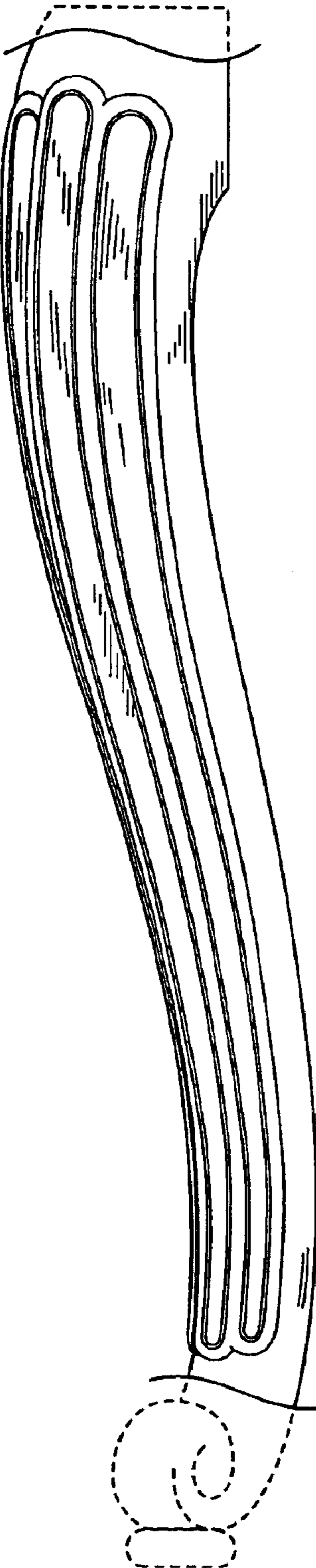


FIG. 7