

US00D502025S

(12) **United States Design Patent**
McDaniel et al.

(10) **Patent No.:** **US D502,025 S**
(45) **Date of Patent:** **** Feb. 22, 2005**

(54) **CHEST**

(75) **Inventors:** **Thomas M. McDaniel**, Morganton, NC (US); **D. Scott Coley**, Morganton, NC (US)

(73) **Assignee:** **Bernhardt, L.L.C.**, Lenoir, NC (US)

(**) **Term:** **14 Years**

(21) **Appl. No.:** **29/199,893**

(22) **Filed:** **Feb. 20, 2004**

(51) **LOC (7) Cl.** **06-04**

(52) **U.S. Cl.** **D6/446**

(58) **Field of Search** D6/439, 441, 444-447;
312/114, 204, 224, 278-279

(56) **References Cited**

U.S. PATENT DOCUMENTS

D441,221 S	5/2001	O'Hare et al.	D6/446
D446,666 S	* 8/2001	Draheim et al.	D6/446
D454,445 S	3/2002	O'Hare et al.	D6/446
D467,095 S	* 12/2002	Vaaler	D6/441
D482,902 S	* 12/2003	Restemayer	D6/442

OTHER PUBLICATIONS

Ethan Allen Collections, 29-5401 Chest, p. 124, 2002.*
Photocopy of a chest and a table; author unknown, undated.
Photocopy of a seat; author unknown, undated.

* cited by examiner

Primary Examiner—Cathron Brooks

(74) *Attorney, Agent, or Firm*—MacCord Mason PLLC

(57) **CLAIM**

The ornamental design for a chest, as shown and described.

DESCRIPTION


FIG. 1 is a perspective view of a chest showing my new design;

FIG. 2 is a front view thereof; and,

FIG. 3 is a side view, the opposite side being a mirror image thereof.

The broken lines showing the drawer hardware is for illustrative purposes only and forms no part of the claimed design.

1 Claim, 3 Drawing Sheets






FIG. 1




FIG. 2




FIG. 3