

US00D502024S

(12) **United States Design Patent** (10) **Patent No.:** **US D502,024 S**
Katz et al. (45) **Date of Patent:** **** Feb. 22, 2005**

(54) **CHINA BASE CABINET**

(75) Inventors: **Jeffrey B. Katz**, Hickory, NC (US);
Gary A. Huffstetler, Lenoir, NC (US);
Scott C. Dergins, Morganton, NC (US)

(73) Assignee: **Broyhill Furniture Industries, Inc.**,
Lenoir, NC (US)

(**) Term: **14 Years**

(21) Appl. No.: **29/185,574**

(22) Filed: **Jun. 30, 2003**

(51) **LOC (7) Cl.** **06-04**

(52) **U.S. Cl.** **D6/446; D6/439**

(58) **Field of Search** **D6/432-448; 312/204,**
312/224, 278, 279

(56) **References Cited**

U.S. PATENT DOCUMENTS

D38,079 S	*	6/1906	Hullhorst	D6/433
D401,446 S	*	11/1998	Hazen et al.	D6/446
D404,590 S	*	1/1999	Tabbia	D6/445
D433,845 S	*	11/2000	Wilson et al.	D6/446
D446,667 S	*	8/2001	Gallien	D6/446
D464,506 S	*	10/2002	Tobin, Jr.	D6/446
D465,105 S	*	11/2002	Tobin, Jr.	D6/446
D475,866 S	*	6/2003	Vaaler	D6/439

OTHER PUBLICATIONS

Furniture Today, Durham dressing chest, p. 118, Apr. 16, 2001.*

Furniture Today, peters-Revington dresser, p. 78, Apr. 1, 2003.*

U.S. Appl. No. 29/185,588, filed Jun. 30, 2003, Katz et al.

U.S. Appl. No. 29/185,551, filed Jun. 30, 2003, Katz et al.

U.S. Appl. No. 29/185,550, filed Jun. 30, 2003, Katz et al.

U.S. Appl. No. 29/186,159, filed Jul. 10, 2003, Katz et al.

U.S. Appl. No. 29/185,579, filed Jun. 27, 2003, Katz et al.

U.S. Appl. No. 29/185,566, filed Jun. 30, 2003, Katz et al.

U.S. Appl. No. 29/185,890, filed Jul. 3, 2003, Katz et al.

U.S. Appl. No. 29/185,623, filed Jun. 30, 2003, Katz et al.

U.S. Appl. No. 29/185,669, filed Jun. 20, 2003, Katz et al.

U.S. Appl. No. 29/185,896, filed Jul. 2, 2003, Katz et al.
 U.S. Appl. No. 29/185,888, filed Jul. 2, 2003, Katz et al.
 U.S. Appl. No. 29/186,062, filed Jul. 9, 2003, Katz et al.
 U.S. Appl. No. 29/186,074, filed Jul. 9, 2003, Katz et al.
 U.S. Appl. No. 29/186,171, filed Jul. 10, 2003, Katz et al.
 U.S. Appl. No. 29/186,158, filed Jul. 10, 2003, Katz et al.
 U.S. Appl. No. 29/185,897, filed Jul. 2, 2003, Katz et al.
 U.S. Appl. No. 29/185,891, filed Jul. 3, 2003, Katz et al.
 U.S. Appl. No. 29/185,511, filed Jun. 27, 2003, Katz et al.
 U.S. Appl. No. 29/186,063, filed Jul. 9, 2003, Katz et al.
 U.S. Appl. No. 29/185,445, filed Jun. 27, 2003, Katz et al.
 U.S. Appl. No. 29/186,157, filed Jul. 10, 2003, Katz et al.
 U.S. Appl. No. 29/185,492, filed Jun. 27, 2003, Katz et al.
 U.S. Appl. No. 29/185,462, filed Jun. 27, 2003, Katz et al.
 U.S. Appl. No. 29/185,646, filed Jun. 30, 2003, Katz et al.
 U.S. Appl. No. 29/186,104, filed Jul. 9, 2003, Katz et al.
 U.S. Appl. No. 29/185,886, filed Jul. 3, 2003, Katz et al.
 U.S. Appl. No. 29/185,881, filed Jul. 2, 2003, Katz et al.
 Miller, Judith, et al. Miller's Pine & Country Furniture
 Buying Guide. 1995, pp. 21, 67-68, 113, 117, 132, 147-148,
 165, 179, 198, 221, 233, 246-247. Miller's Publications
 Ltd., Kent, Tennessee.

(List continued on next page.)

Primary Examiner—Cathron Brooks

(74) *Attorney, Agent, or Firm*—Thompson Coburn, LLP

(57) **CLAIM**

The ornamental design for a china base cabinet, as shown and described.

DESCRIPTION


FIG. 1 is a perspective view of a china base cabinet showing our new design;

FIG. 2 is a front elevational view thereof; and,

FIG. 3 is a right side elevational view thereof, the left side being a mirror image of the right side.

The surfaces or portions of the article not shown in the Figures or described in the specification form no part of the claimed design.

1 Claim, 3 Drawing Sheets



OTHER PUBLICATIONS

Broyhill Furniture Industries, Compilation of Photos of Furniture Designs, unpublished. This compilation is a collection of photographs, advertisement, brochures, articles, etc. compiled, and pages numbered by, the subject inventors.

Most of the pages are of unknown dates, and are from unknown publications, but for purposes of examination, applicants admit to their publications more than one year prior to the filing date of the subject application.

* cited by examiner




Fig. 1




Fig. 2




Fig. 3