

US00D502009S

(12) **United States Design Patent**
Gouldson

(10) **Patent No.:** **US D502,009 S**

(45) **Date of Patent:** **** Feb. 22, 2005**

(54) **KNITWEAR HANGER**

(75) **Inventor:** **Stanley F. Gouldson**, Northport, NY
(US)

(73) **Assignee:** **Spotless Plastics Pty. Ltd.**, Moorabbin
(AU)

(**) **Term:** **14 Years**

(21) **Appl. No.:** **29/193,584**

(22) **Filed:** **Nov. 12, 2003**

(51) **LOC (7) Cl.** **06-08**

(52) **U.S. Cl.** **D6/318**

(58) **Field of Search** D6/315, 317, 318,
D6/326; 211/86.01, 113; 223/85, 92, 95,
DIG. 2

(56) **References Cited**

U.S. PATENT DOCUMENTS

1,805,573 A	*	5/1931	Dinsmore	223/92
D115,918 S	*	8/1939	Fewster	D6/318
2,912,149 A	*	11/1959	Stuard	223/92
4,187,967 A	*	2/1980	Garrison	223/92
D323,749 S	*	2/1992	Blanchard et al.	D6/318
D325,822 S	*	5/1992	Hollis	D6/318

5,170,916 A	*	12/1992	Kolton et al.	223/92
D358,942 S	*	6/1995	Blanchard et al.	D6/328
D396,150 S	*	7/1998	Dooling	D6/318
6,070,772 A	*	6/2000	Bond	223/85
D440,777 S	*	4/2001	Giustini	D6/328
D441,203 S	*	5/2001	Giustini	D6/328
D447,878 S	*	9/2001	Hawkins	D6/318

* cited by examiner

Primary Examiner—Stella Reid

Assistant Examiner—Daniel Bui

(74) *Attorney, Agent, or Firm*—Scully, Scott Murphy & Presser

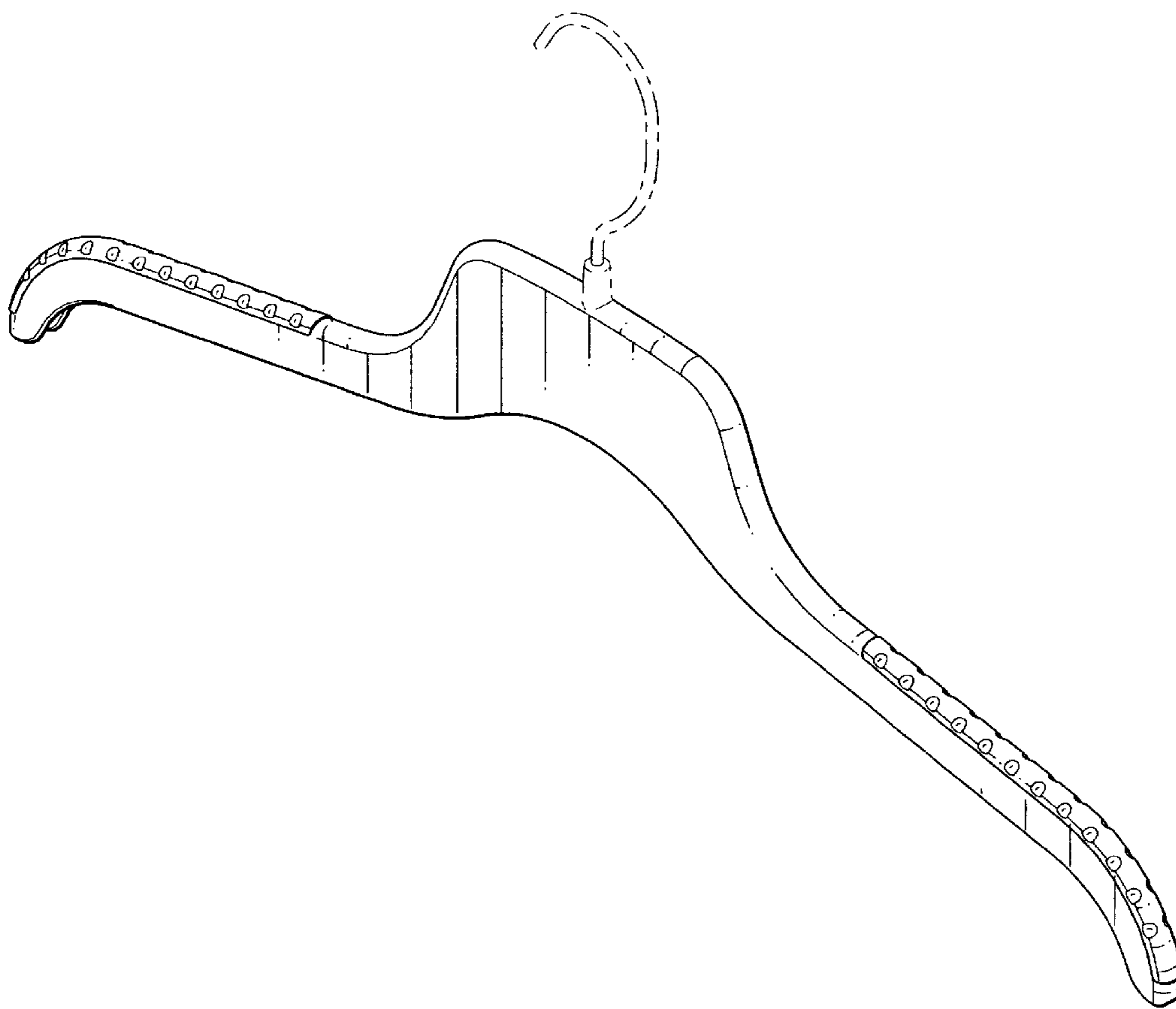
(57) **CLAIM**

The ornamental design for a knitwear hanger, as shown and described.

DESCRIPTION

FIG. 1 is a perspective view of a knitwear hanger, where the portion illustrated in phantom line in this or any other drawing does not form any part of the claimed design; FIG. 2 is a front elevation view of a knitwear hanger; FIG. 3 is a plan view of a knitwear hanger; FIG. 4 is a bottom view of a knitwear hanger; and, FIG. 5 is a side elevation view of a knitwear hanger.

1 Claim, 4 Drawing Sheets



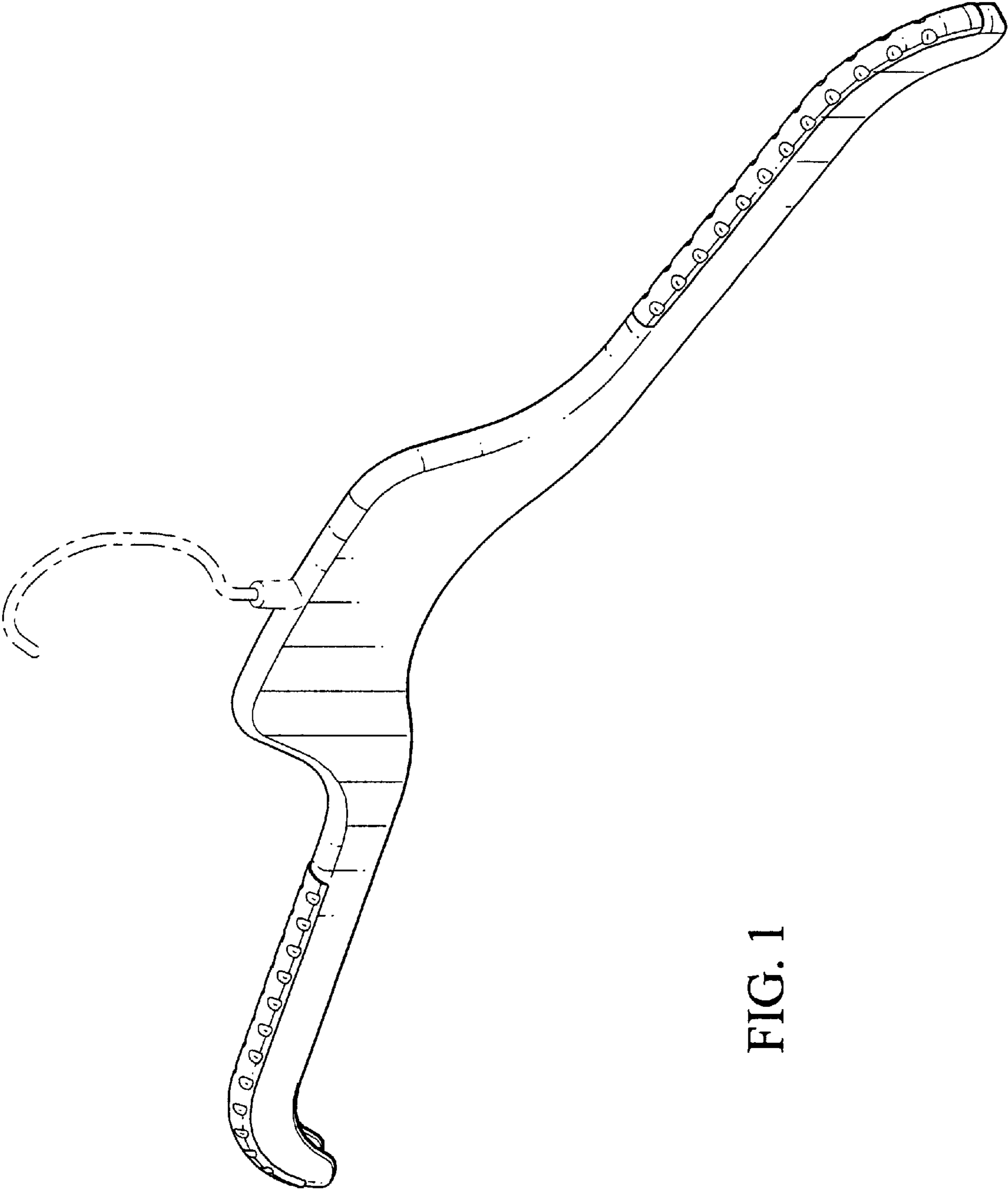


FIG. 1

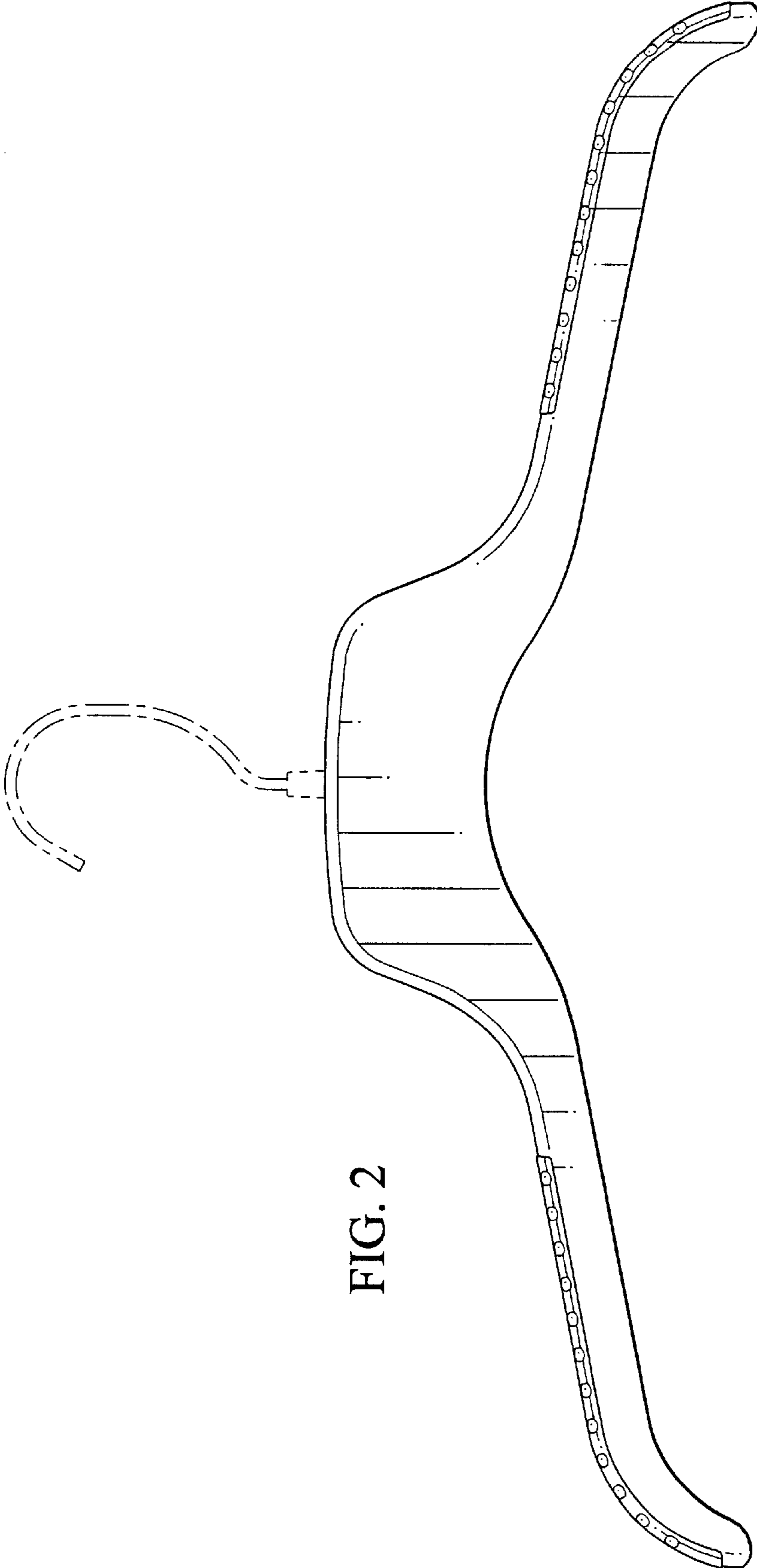


FIG. 2



FIG. 3

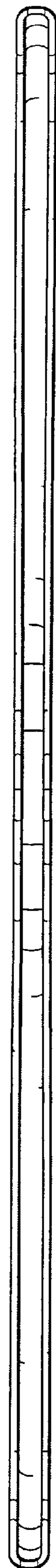


FIG. 4



FIG. 5