



US00D502008S

(12) **United States Design Patent**
Schultz et al.

(10) **Patent No.: US D502,008 S**

(45) **Date of Patent: ** *Feb. 22, 2005**

(54) **CLOTHES HANGER BODY**

(75) Inventors: **Charles Schultz**, Hidden Hills, CA
(US); **Alan Schultz**, Indian Hills, CA
(US)

(73) Assignee: **Hanger Corporation**, Canoga Park, CA
(US)

(*) Notice: This patent is subject to a terminal disclaimer.

(**) Term: **14 Years**

(21) Appl. No.: **29/193,533**

(22) Filed: **Nov. 10, 2003**

(51) **LOC (7) Cl.** **06-08**

(52) **U.S. Cl.** **D6/318**

(58) **Field of Search** D6/315, 317, 318,
D6/326; 211/86.01, 113; 223/85, 92, 95,
DIG. 2

(56) **References Cited**

U.S. PATENT DOCUMENTS

1,467,298 A * 9/1923 Barker 223/92
1,906,979 A * 5/1933 Levin 223/92

D115,920 S * 8/1939 Fewster D6/318
D158,000 S * 4/1950 Patrick D6/318
2,658,627 A * 11/1953 Magnuson 211/113
2,886,223 A * 5/1959 Levin 223/91
3,070,269 A * 12/1962 Zuckerman 223/88
3,702,166 A * 11/1972 Jaffe 223/85
D234,737 S * 4/1975 Tweedie et al. D6/319
4,261,490 A * 4/1981 Schwartzstein 223/88
D267,920 S * 2/1983 Batts et al. D6/318

* cited by examiner

Primary Examiner—Stella Reid

Assistant Examiner—Daniel Bui

(57) **CLAIM**

The ornamental design for a clothes hanger body, as shown and described,

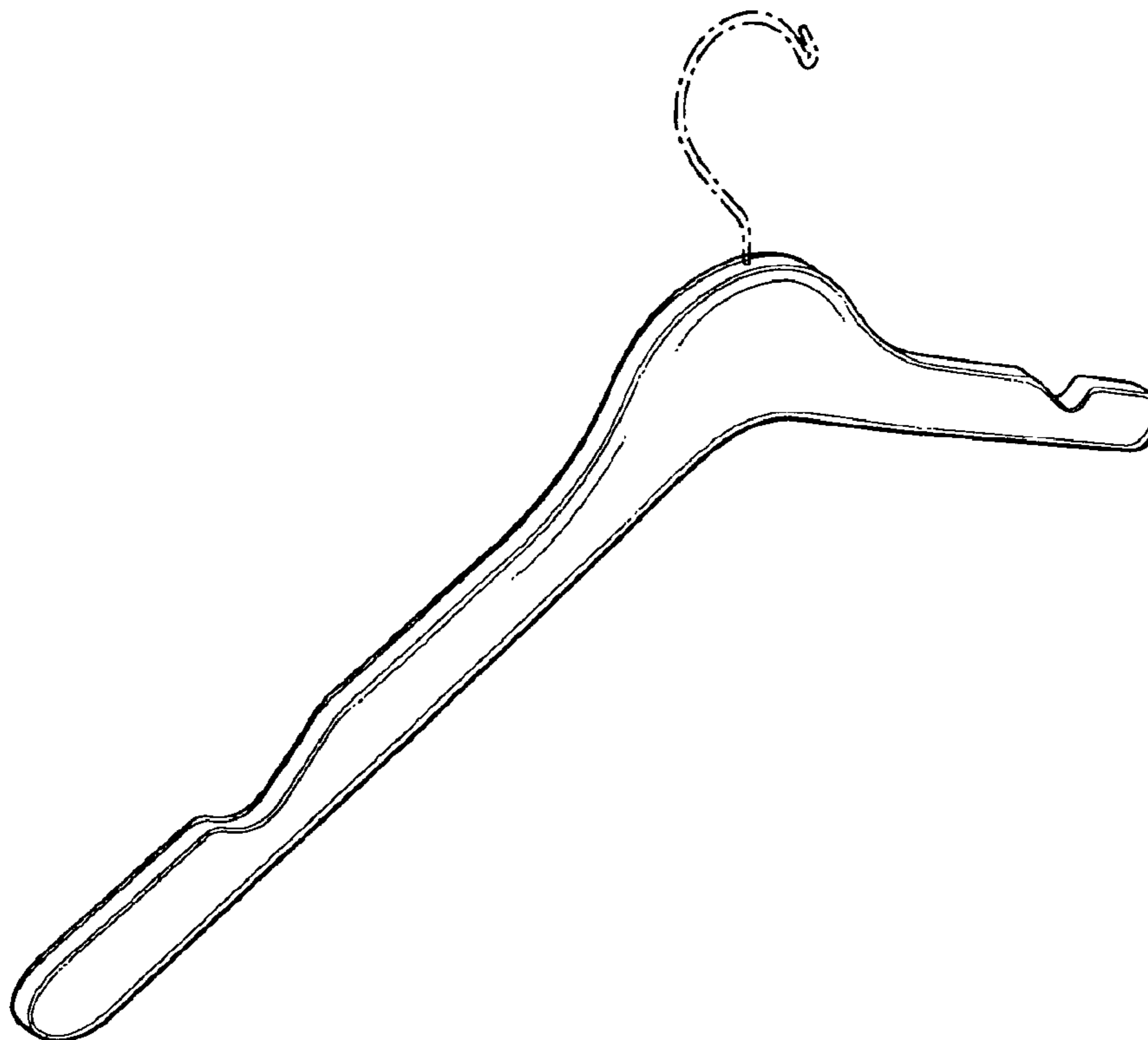
DESCRIPTION

FIG. 1 is a perspective view of a clothes hanger body showing our new design; and,

FIG. 2 is a front elevation view thereof, the rear elevation view is a mirror image thereto.

The broken line showing of the environment is for illustrative purposes only and forms no part of the claimed design.

1 Claim, 1 Drawing Sheet



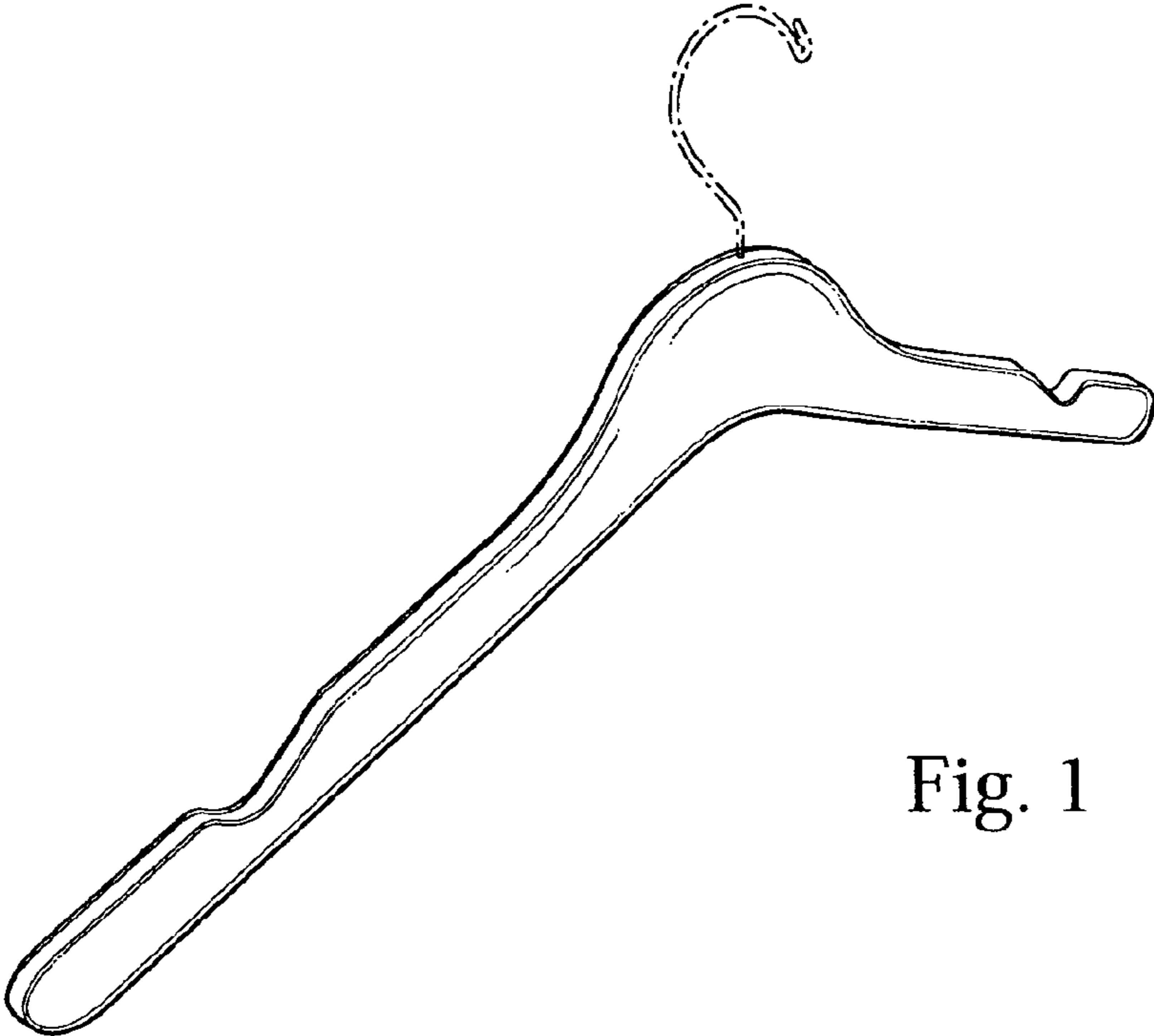


Fig. 1

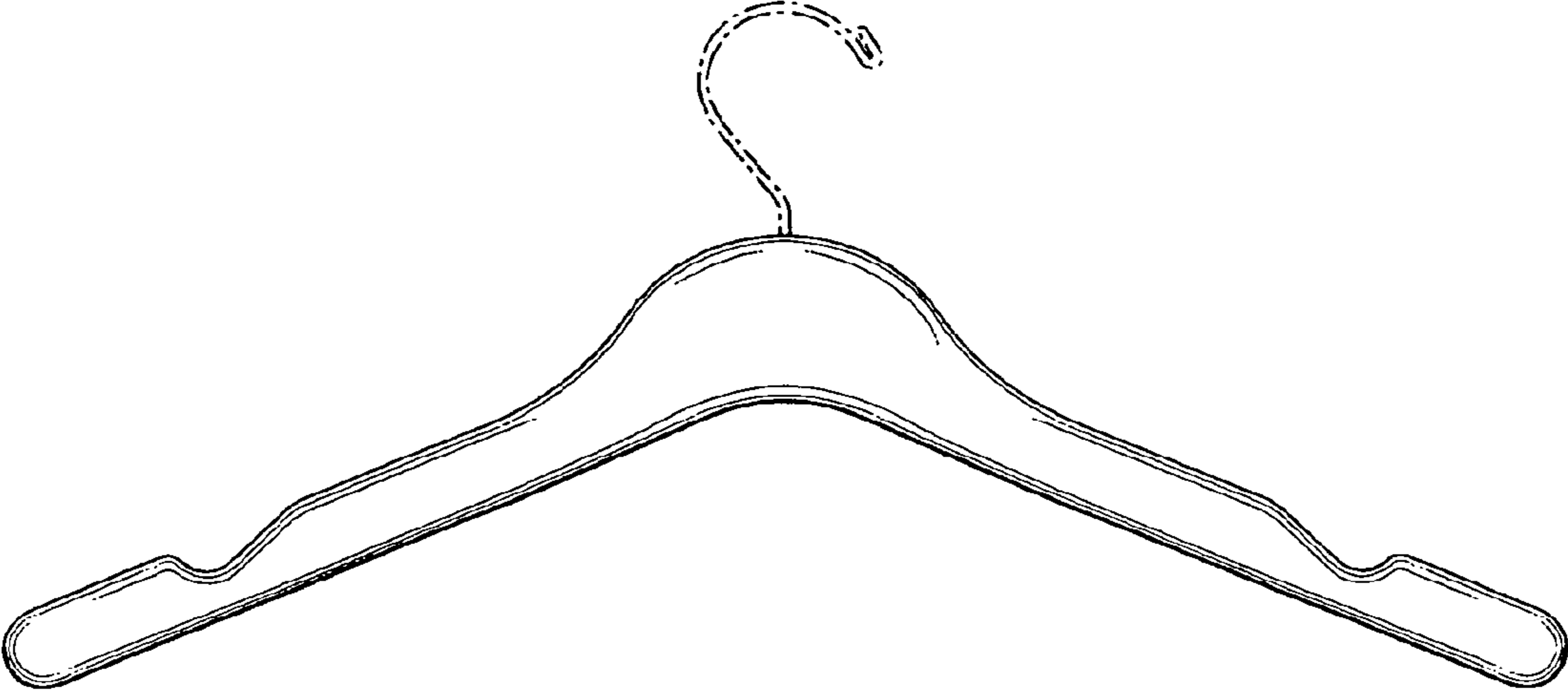


Fig. 2