

US00D502007S

(12) **United States Design Patent**
Schultz et al.

(10) **Patent No.:** **US D502,007 S**

(45) **Date of Patent:** **** Feb. 22, 2005**

(54) **CLOTHES HANGER BODY**

(75) Inventors: **Charles Schultz**, Hidden Hills, CA
(US); **Alan Schultz**, Indian Hills, CA
(US)

(73) Assignee: **Hanger Corporation**, Canoga Park, CA
(US)

(**) Term: **14 Years**

(21) Appl. No.: **29/193,522**

(22) Filed: **Nov. 10, 2003**

(51) **LOC (7) Cl.** **06-08**

(52) **U.S. Cl.** **D6/318**

(58) **Field of Search** D6/318, 315, 513,
D6/328; 411/80.5; 72/146; 223/85, 92

(56) **References Cited**

U.S. PATENT DOCUMENTS

3,136,202	A	*	6/1964	Wagner	411/80.5
D202,530	S	*	10/1965	Van Dusen	D6/318
D242,199	S	*	11/1976	Bisk	D6/318
4,157,776	A		6/1979	Dolan		
4,160,515	A		7/1979	Frei		
D296,845	S		7/1988	Kawalek		

D297,486	S		9/1988	Jaffe		
D299,889	S		2/1989	Spitz		
D320,314	S	*	10/1991	Evenson	D6/318
D390,016	S	*	2/1998	Beverly	D6/328
D429,571	S		8/2000	Miko		
D432,319	S	*	10/2000	Bartholow	D6/319
D443,424	S		6/2001	Eiley et al.		
D447,878	S	*	9/2001	Hawkins	D6/318
D466,705	S		12/2002	Hawkins		

* cited by examiner

Primary Examiner—Stella Reid
Assistant Examiner—Shanda C. Hill


(57) **CLAIM**

The ornamental design for a clothes hanger body, as shown and described.

DESCRIPTION

FIG. 1 is a perspective view of a clothes hanger body showing our new design, the hook being shown in broken lines for illustrative purposes only and form no part of the claimed design; and,
FIG. 2 is a left elevational view thereof of which the right side elevational view is a mirror image of the left side.

1 Claim, 1 Drawing Sheet



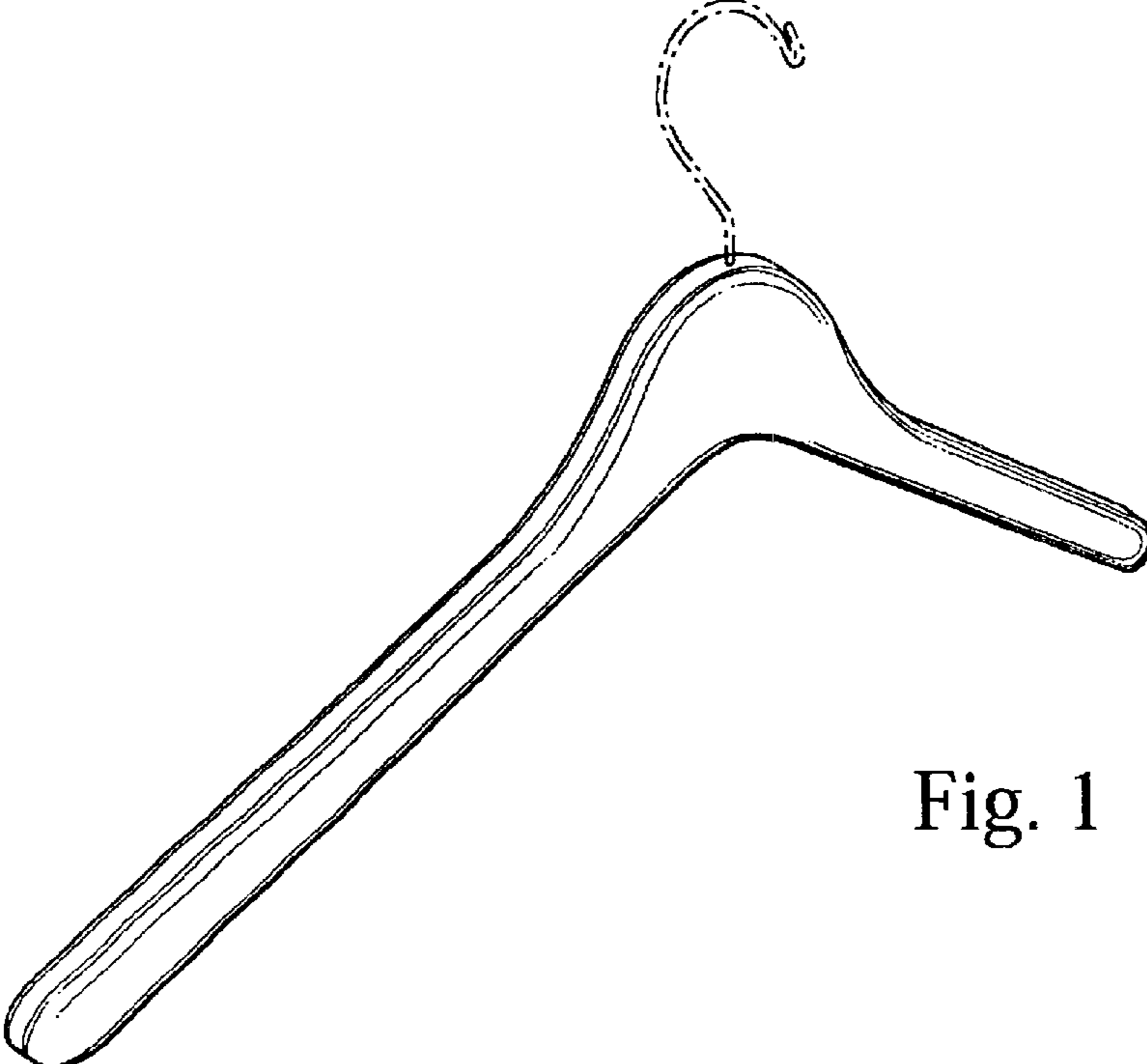


Fig. 1

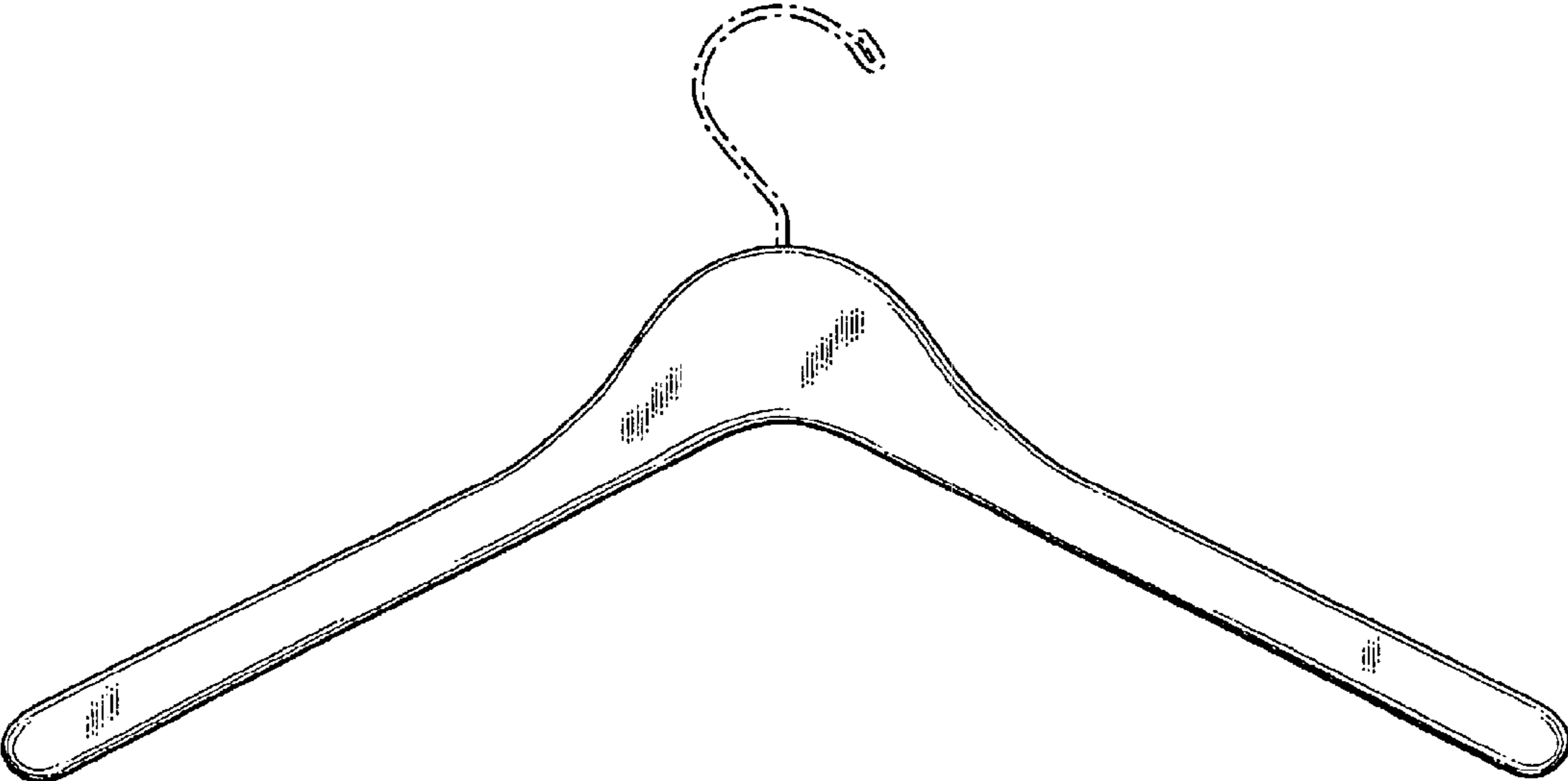


Fig. 2