

US00D501998S

(12) **United States Design Patent** (10) **Patent No.:** **US D501,998 S**
Gonzalez (45) **Date of Patent:** **** Feb. 22, 2005**

- (54) **HANDBAG**
- (75) Inventor: **Alvaro Gonzalez**, Florence (IT)
- (73) Assignee: **J. Choo (Jersey) Limited**, St. Helier, NJ (US)
- (**) Term: **14 Years**
- (21) Appl. No.: **29/194,676**
- (22) Filed: **Nov. 26, 2003**
- (51) **LOC (7) Cl.** **03-01**
- (52) **U.S. Cl.** **D3/326**
- (58) **Field of Search** D3/318, 319, 321, D3/322, 323, 324, 425, 326, 231, 232, 234, 238, 245, 246, 303; D9/305; D12/409; 70/2; 150/100, 107, 110, 118, 130, 900; 190/100, 119, 12, 125, 127; 224/42.11, 236, 429, 430, 609; 383/907

- D429,562 S 8/2000 Lau
D445,250 S 7/2001 Della Valle
D462,167 S 9/2002 Guyon
D471,707 S * 3/2003 Galliano D3/243
D472,046 S 3/2003 Galliano
D472,374 S 4/2003 Galliano
D487,190 S * 3/2004 Galliano D3/243
D487,632 S * 3/2004 Galliano D3/246

* cited by examiner

Primary Examiner—Louis S. Zarfaz
Assistant Examiner—Monica A. Weingart
(74) *Attorney, Agent, or Firm*—Fross Zelnick Lehrman & Zissu, P.C.; Lawrence E. Apolzon, Esq; David I. Greenbaum, Esq.

(57) **CLAIM**

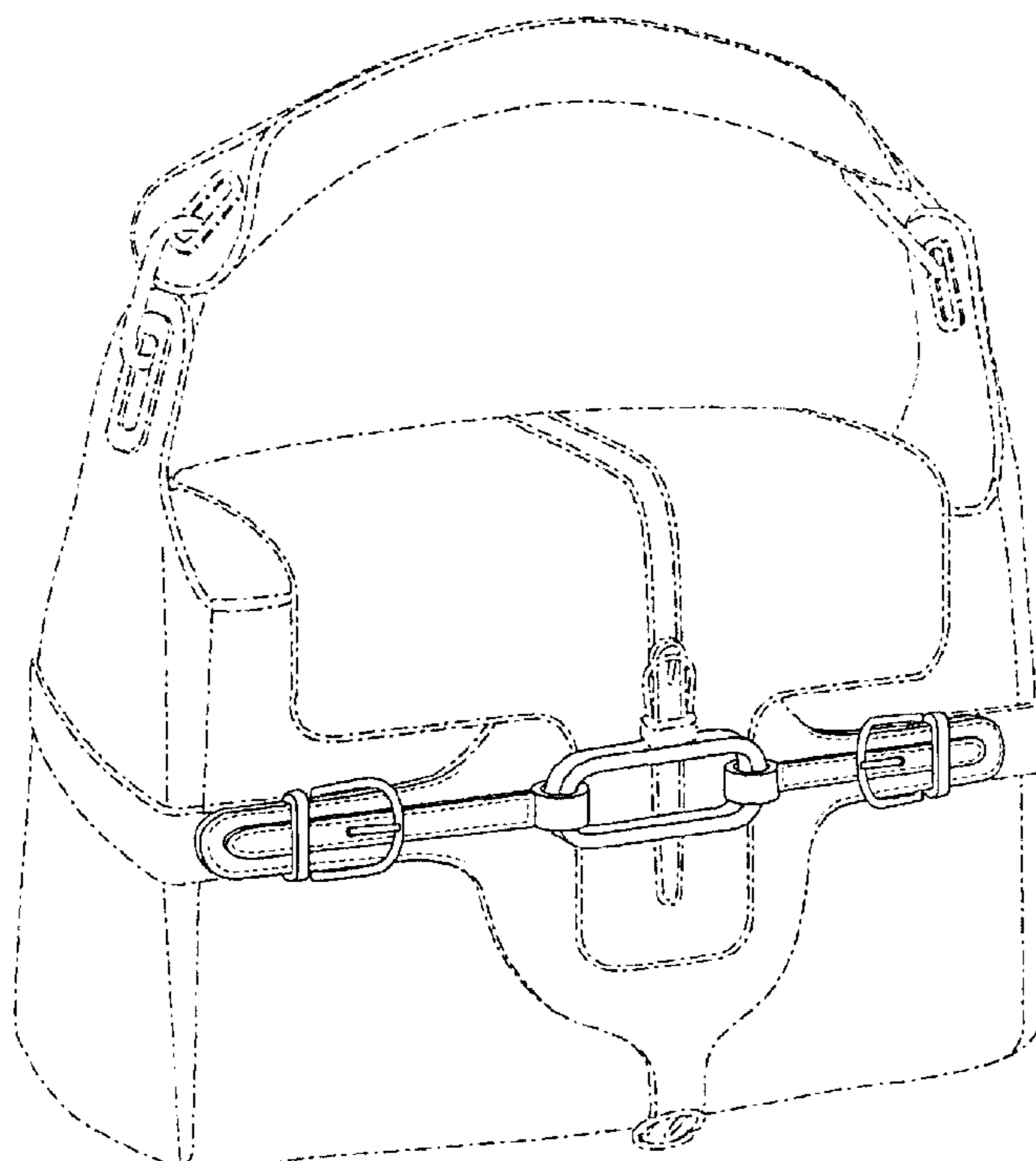
The ornamental design for a handbag, as shown and described.

DESCRIPTION

FIG. 1 is a perspective view of a handbag;
FIG. 2 is a front view of the handbag;
FIG. 3 is a side view of the handbag; and,
FIG. 4 is a top view of the handbag.
The broken line(s) which define the bounds of the claimed design form no part thereof.
The phantom lines showing portions of a handbag in FIGS. 1-4 are for illustrative purposes only and form no part of the claimed design. The back surface of the bag forms no part of the claimed design.

- (56) **References Cited**
- U.S. PATENT DOCUMENTS**
- 847,295 A * 3/1907 Randall 150/118
D154,119 S 6/1949 Gumbrell
D213,745 S * 4/1969 D'Elia D3/243
D246,680 S 12/1977 Sabol
D247,262 S 2/1978 Tweedie
D250,794 S 1/1979 Siegel
D280,679 S 9/1985 Schimmel
4,993,526 A * 2/1991 Morrison 190/125
D341,939 S 12/1993 Zelcer
D413,724 S 9/1999 Freedman

1 Claim, 4 Drawing Sheets



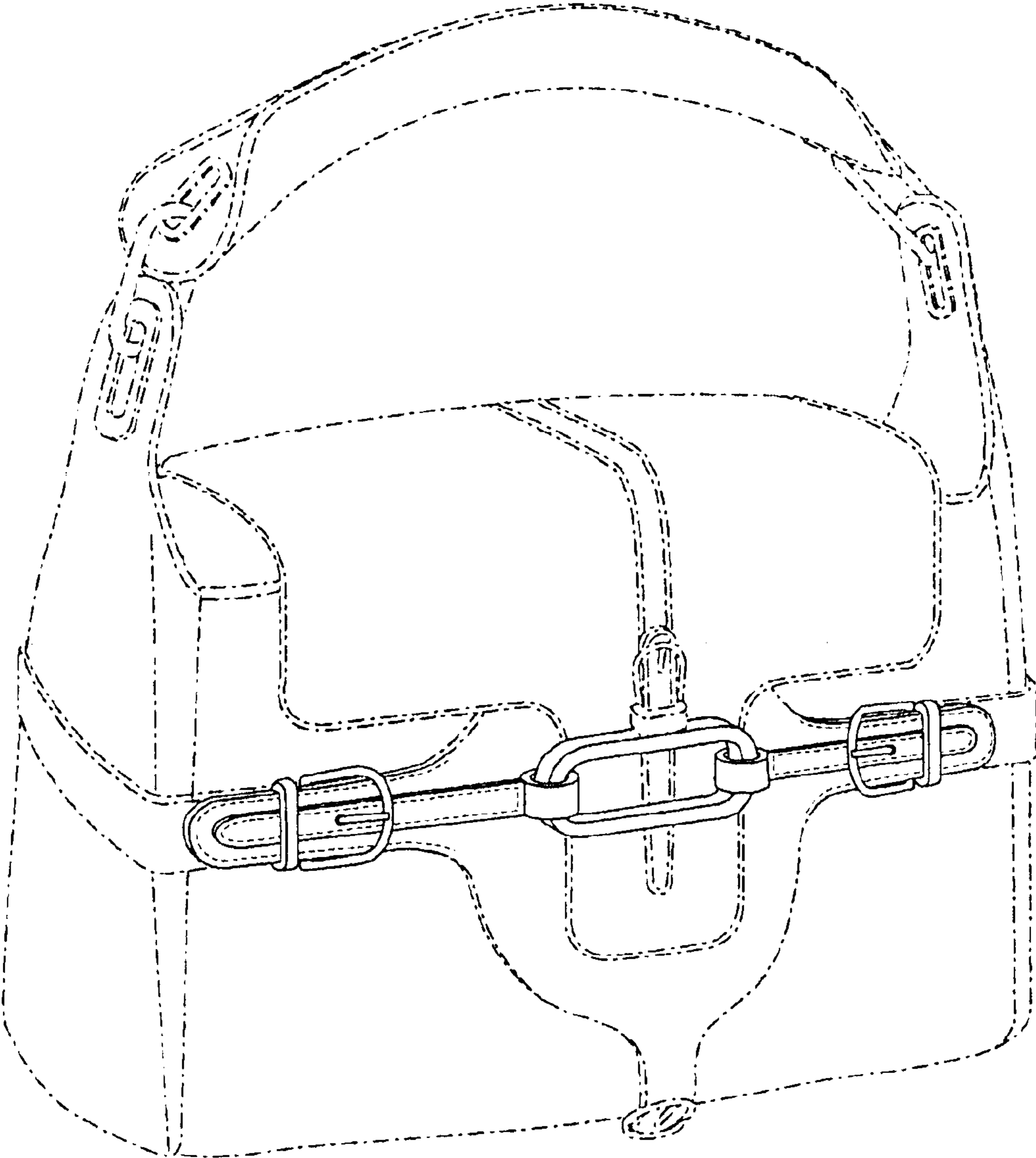


Fig. 1

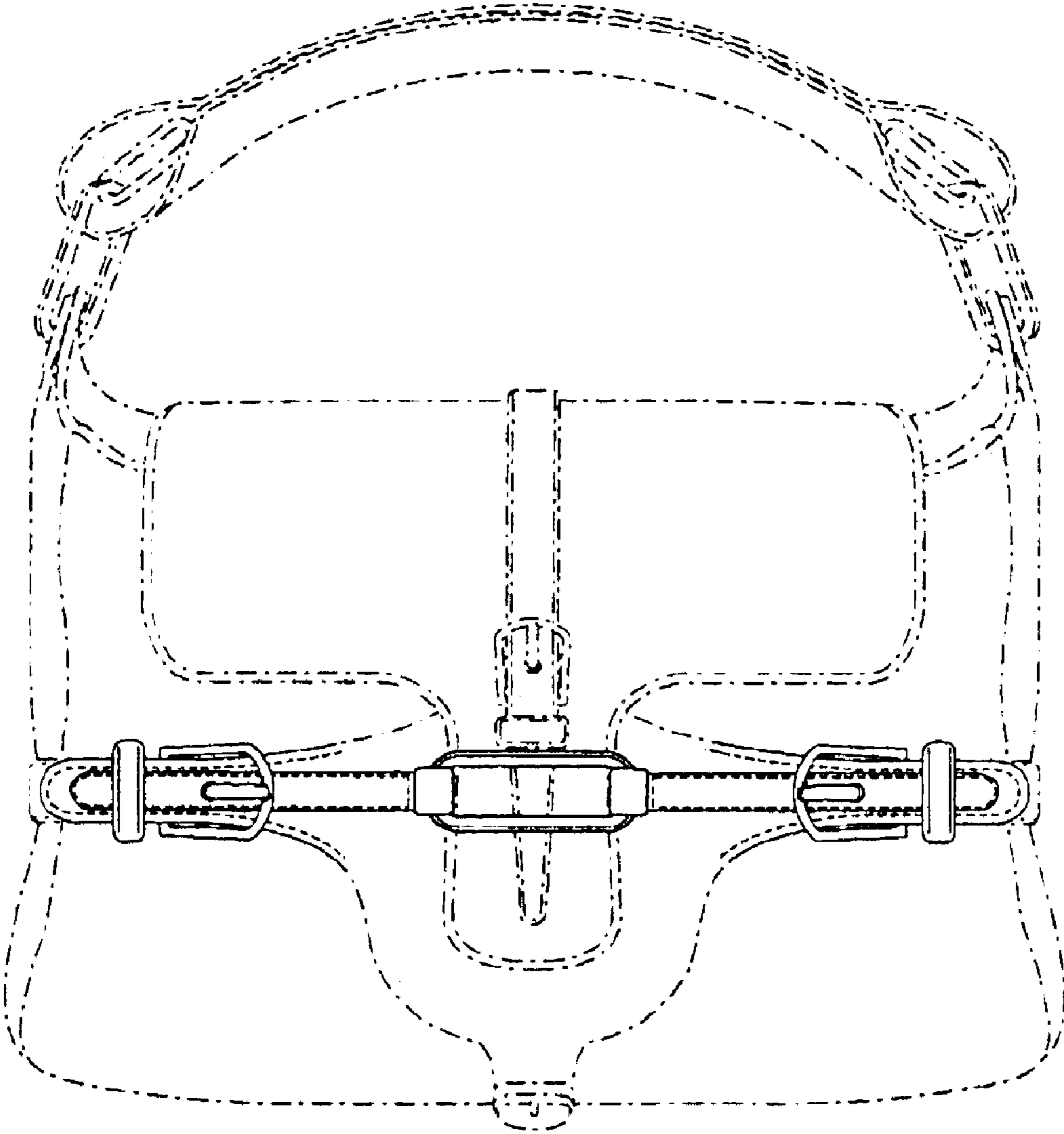


Fig. 2

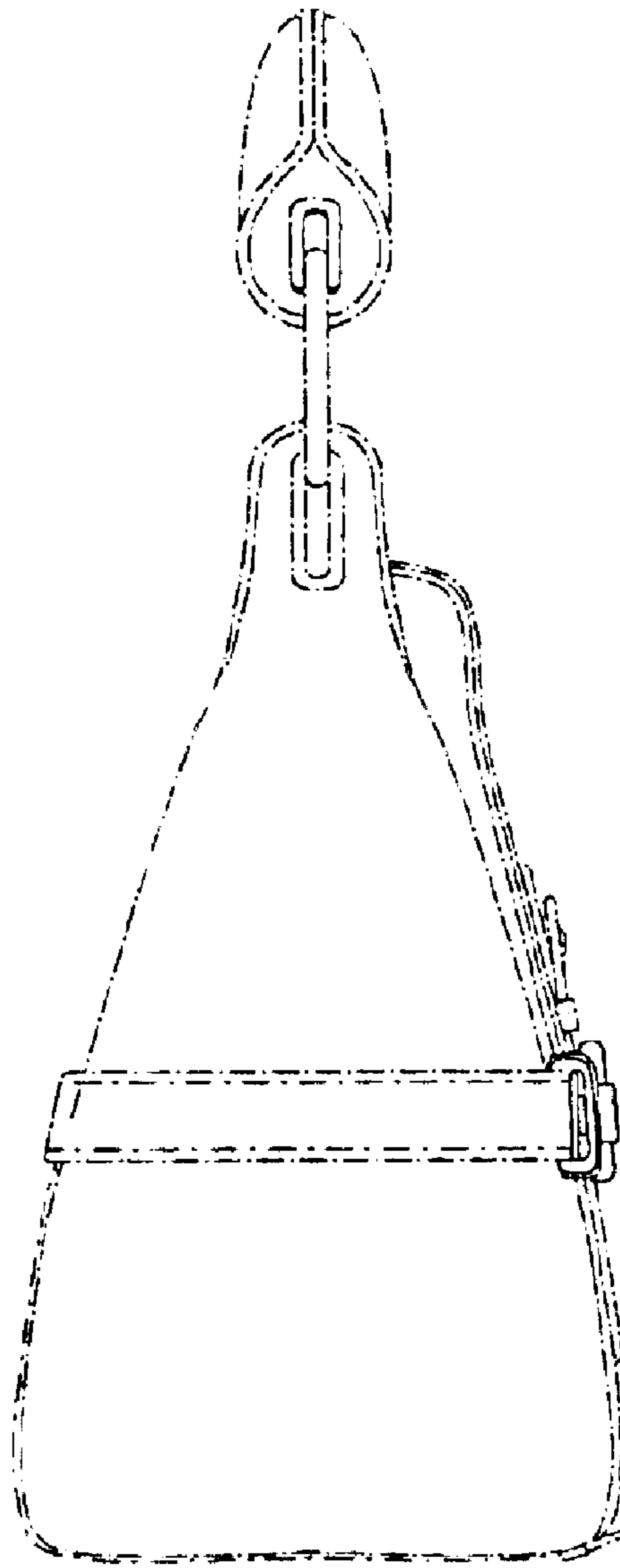


Fig. 3

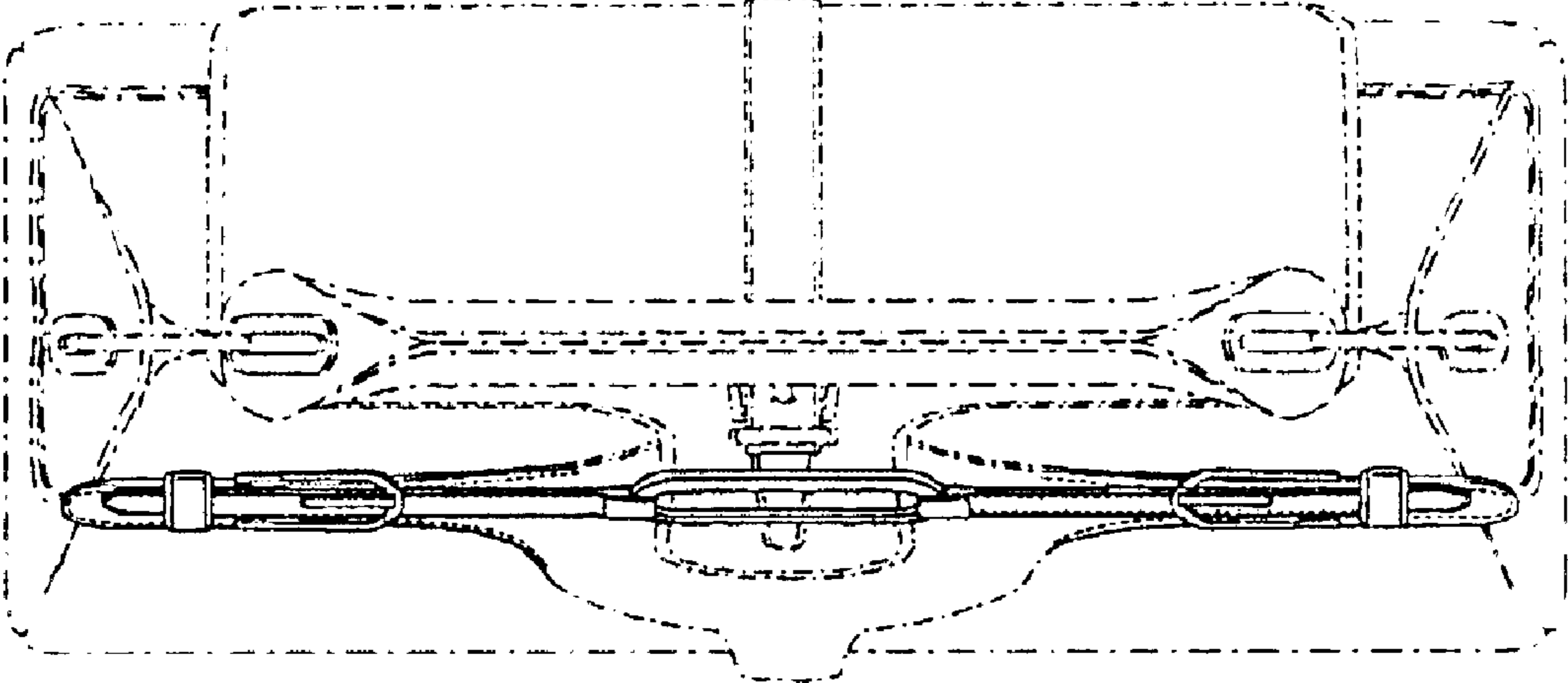


Fig. 4