

US00D501970S

(12) **United States Design Patent**  
**Suero, Jr.**

(10) **Patent No.:** **US D501,970 S**  
(45) **Date of Patent:** **\*\* Feb. 15, 2005**

(54) **SQUEEGEE**

(75) **Inventor:** **Jose Suero, Jr., Newark, DE (US)**

(73) **Assignee:** **Zenith Products Corp., New Castle, DE (US)**

(\*\*) **Term:** **14 Years**

(21) **Appl. No.:** **29/200,031**

(22) **Filed:** **Feb. 23, 2004**

(51) **LOC (7) Cl.** ..... **04-01**

(52) **U.S. Cl.** ..... **D32/41**

(58) **Field of Search** ..... D32/40-42, 46,  
D32/49; D8/14, 45; 15/121, 143.1, 236.01,  
236.02, 245, 245.1; 16/430; 30/169, 171

(56) **References Cited**

**U.S. PATENT DOCUMENTS**

D318,157 S	*	7/1991	Perior	.....	D32/41
D343,265 S	*	1/1994	Pollak et al.	.....	D32/41
D360,505 S	*	7/1995	Goodman et al.	.....	D32/41
D391,712 S	*	3/1998	Immerman	.....	D32/41

**FOREIGN PATENT DOCUMENTS**

EP 1344480 A2 \* 9/2003 ..... A47L/1/06

\* cited by examiner

*Primary Examiner*—Holly Baynham

*Assistant Examiner*—Lavone D. Tabor

(74) *Attorney, Agent, or Firm*—Edgar A. Zarins; Lloyd D. Doigan

(57) **CLAIM**

The ornamental design for a squeegee, as shown and described.

**DESCRIPTION**

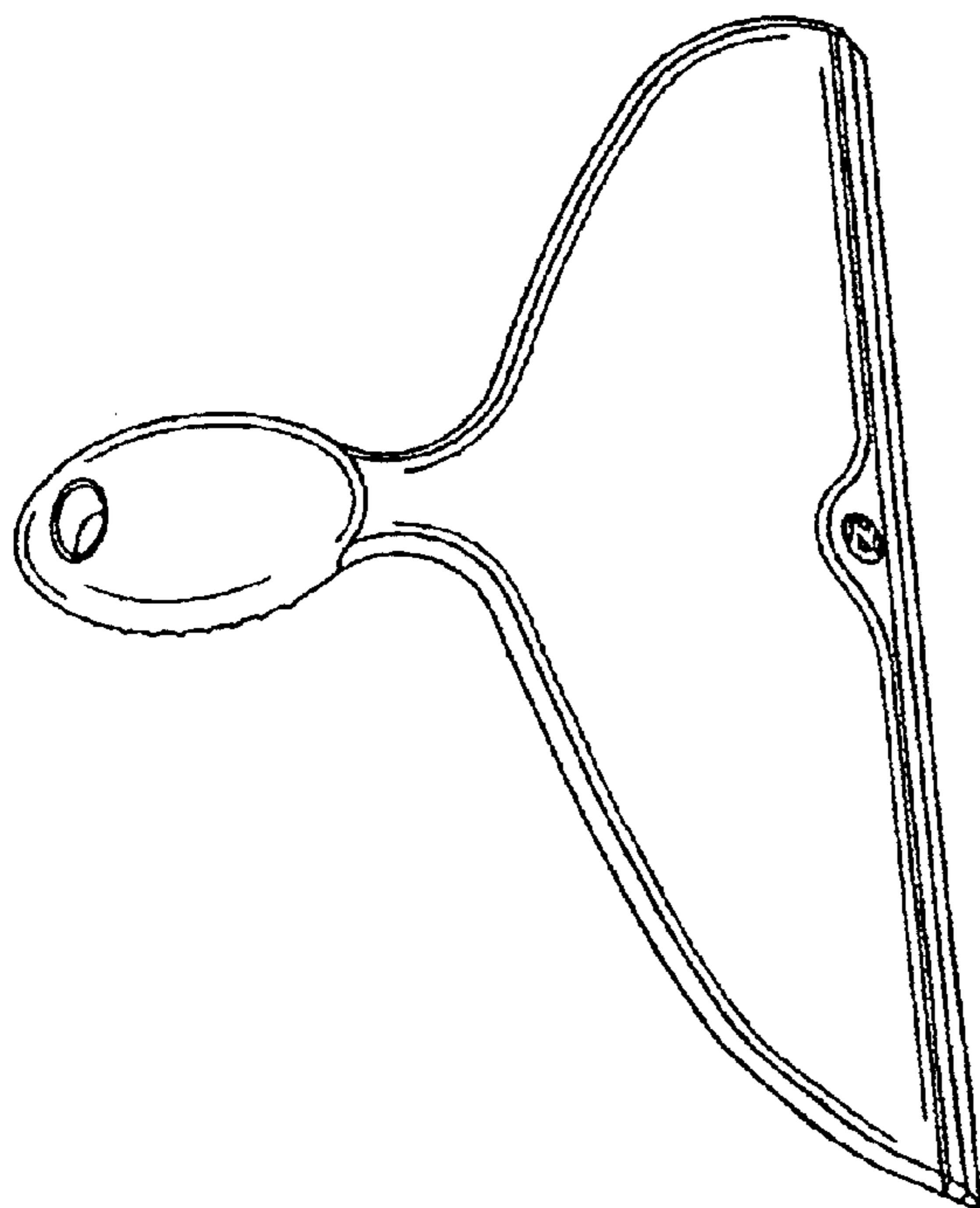
FIG. 1 is a perspective view of a squeegee showing my new design;

FIG. 2 is a front elevational view thereof;

FIG. 3 is a right end view thereof; the opposite end being a mirror image of the end shown; and,

FIG. 4 is a top plan view thereof.

**1 Claim, 2 Drawing Sheets**



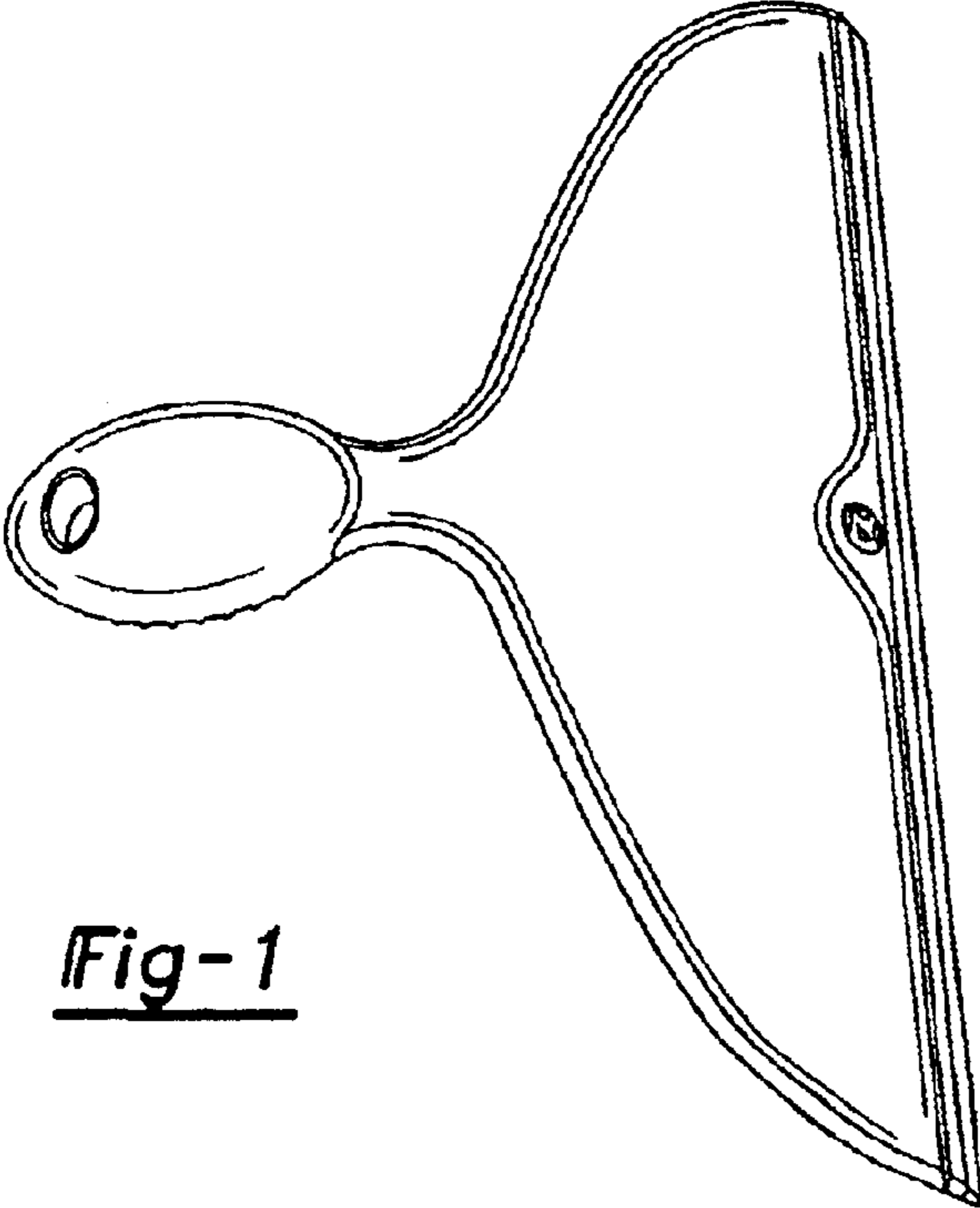


Fig-1

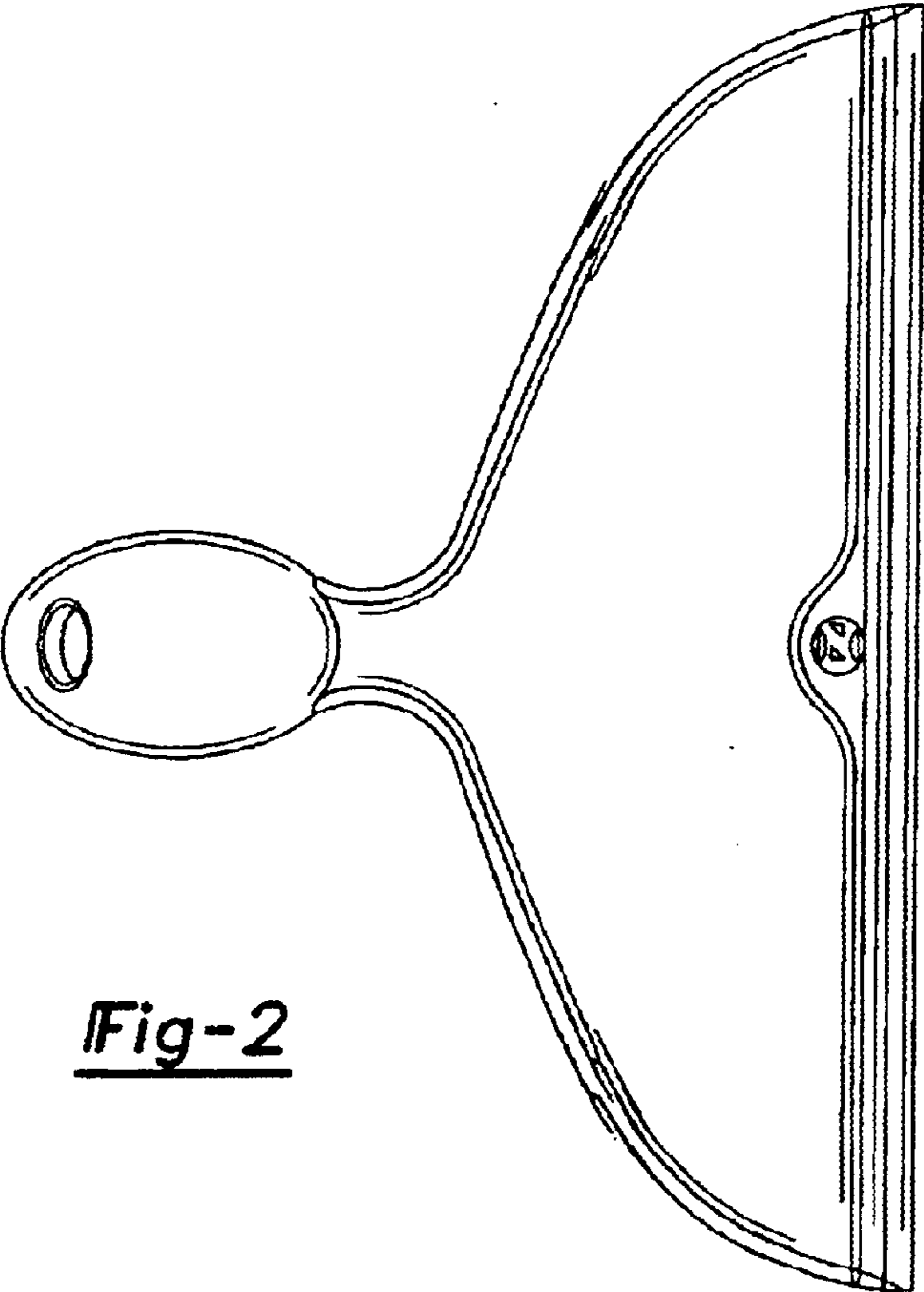


Fig-2



Fig-3



Fig-4