

US00D501969S

(12) **United States Design Patent**
Libman et al.

(10) **Patent No.:** **US D501,969 S**

(45) **Date of Patent:** **** Feb. 15, 2005**

(54) **SQUEEGEE**

(75) Inventors: **Robert J. Libman**, Champaign, IL
(US); **Enzo Berti**, Dolo (IT)

(73) Assignee: **The Libman Company**, Arcola, IL
(US)

(**) Term: **14 Years**

(21) Appl. No.: **29/181,724**

(22) Filed: **May 15, 2003**

(51) **LOC (7) Cl.** **04-01**

(52) **U.S. Cl.** **D32/41**

(58) **Field of Search** D32/40, 41, 46,
D32/48, 49; D8/14, 45; 15/121, 143.1,
236.01, 236.02, 245, 245.1; 16/430; 30/169,
171

(56) **References Cited**

U.S. PATENT DOCUMENTS

3,476,284 A * 11/1969 Callegari
4,970,749 A * 11/1990 Priore 15/236.02

5,785,058 A * 7/1998 Reynolds
6,079,071 A * 6/2000 Sablan et al.
6,266,839 B1 * 7/2001 Oretti et al.
6,367,670 B1 * 4/2002 Warner et al.
D469,230 S 1/2003 Libman et al.
D481,500 S * 10/2003 Libman et al. D32/41

* cited by examiner

Primary Examiner—Alan P. Douglas

Assistant Examiner—Lavone D. Tabor

(74) *Attorney, Agent, or Firm*—Banner & Witcoff, Ltd.

(57) **CLAIM**

The ornamental design for a squeegee, as shown and described.

DESCRIPTION

FIG. 1 is a perspective view of a squeegee in accordance with the present invention;

FIG. 2 is a top view of the squeegee; and,

FIG. 3 is a perspective bottom view of the squeegee.

The broken lines are for environmental purposes, and do not form part of the claimed design.

1 Claim, 3 Drawing Sheets

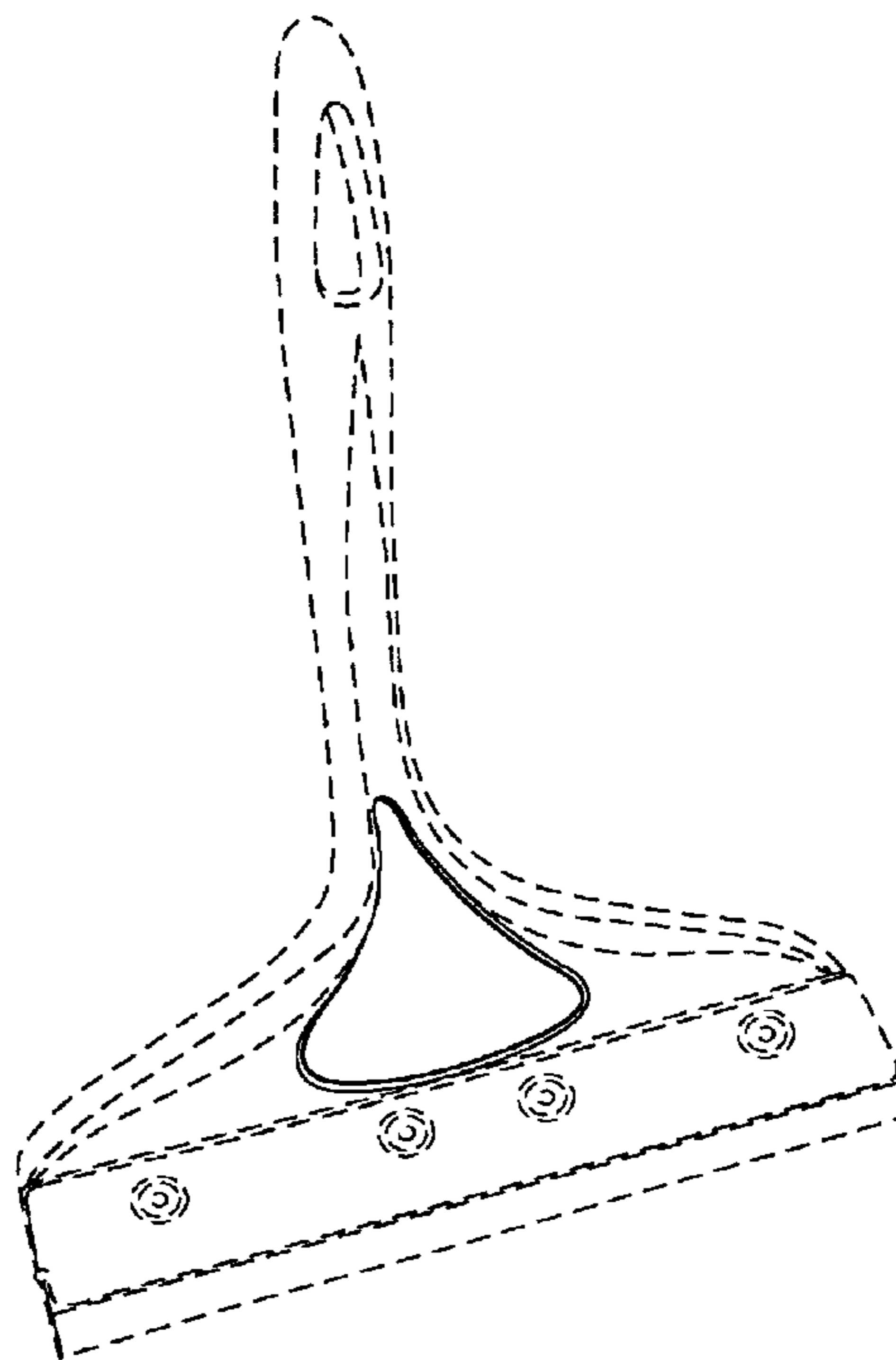
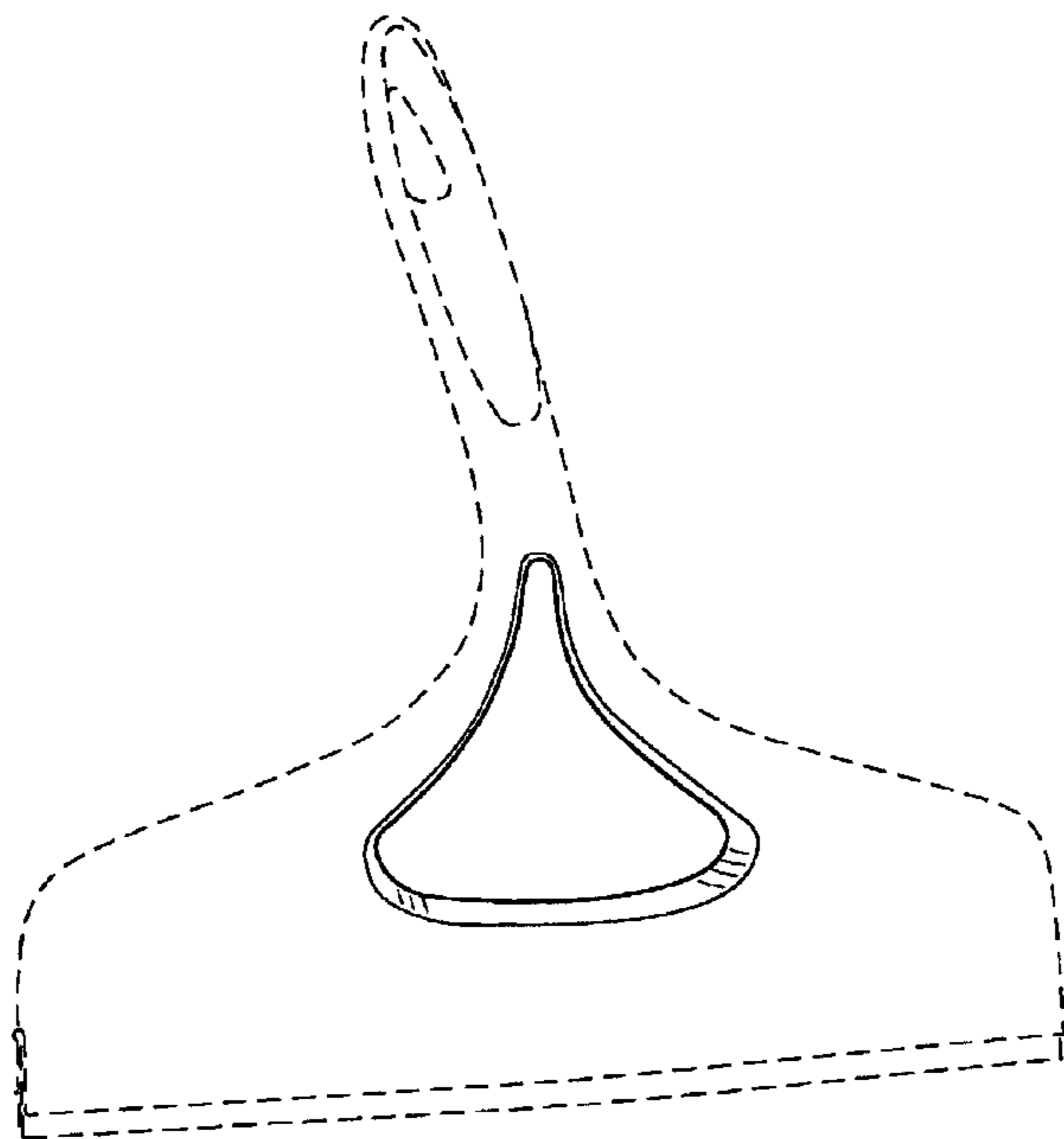


FIG. 1

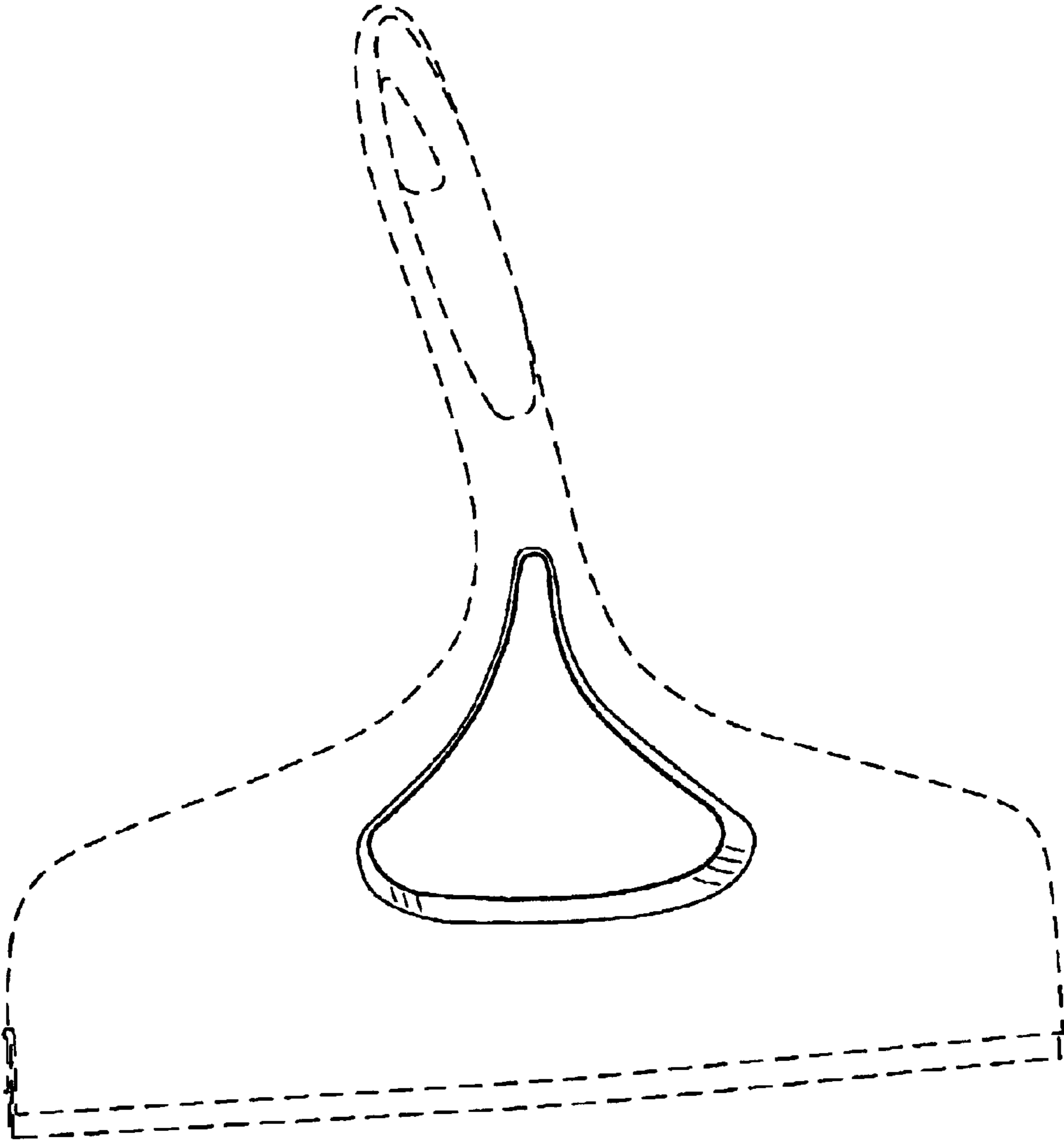


FIG. 2

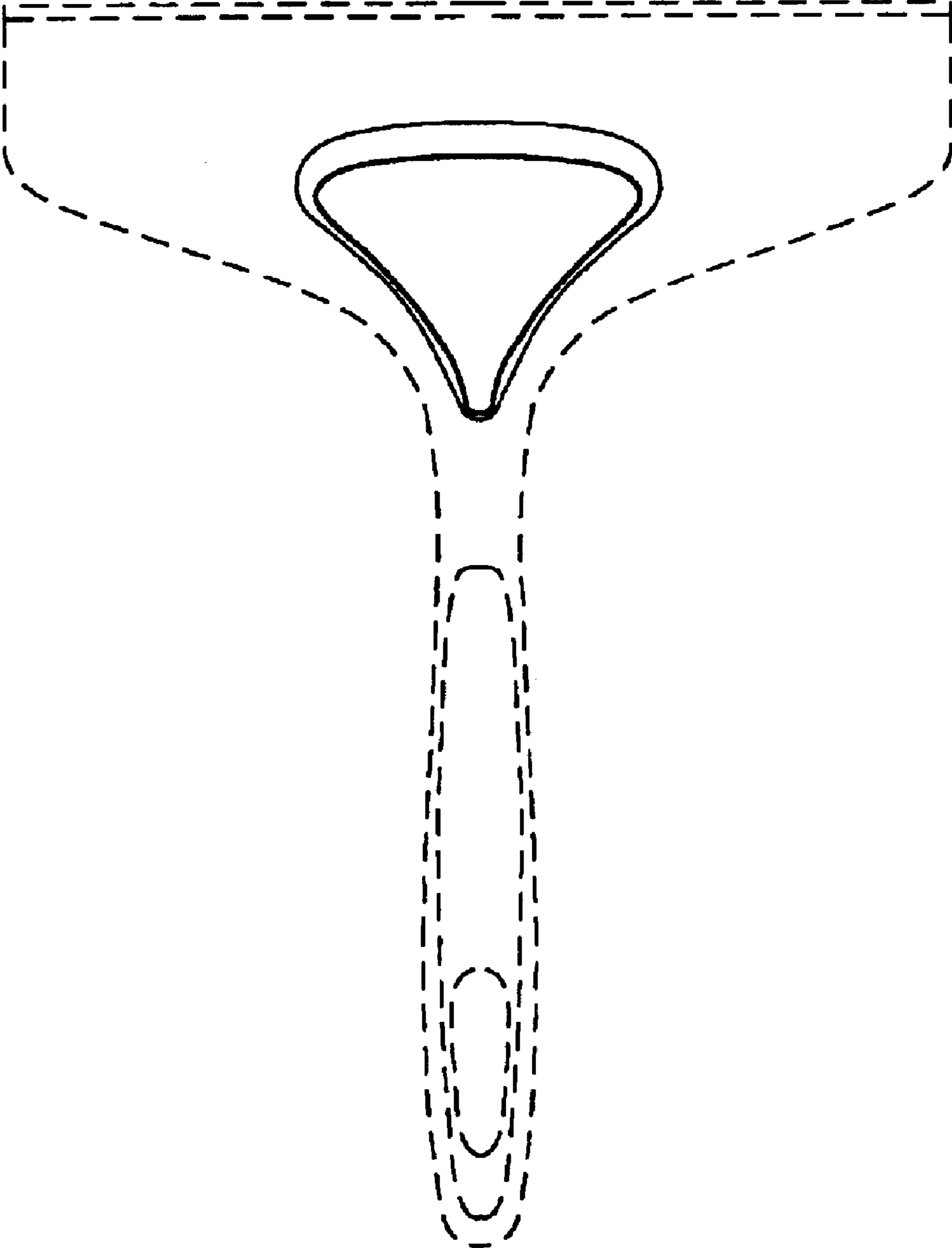


FIG. 3

