

US00D501967S

(12) **United States Design Patent**
Verbeek

(10) **Patent No.:** **US D501,967 S**

(45) **Date of Patent:** **** Feb. 15, 2005**

(54) **LAUNDRY BIN**

(75) **Inventor:** **Antonius J. Verbeek**, Valkenswaard
(NL)

(73) **Assignee:** **Brabantia Nederland B V** (NL)

(**) **Term:** **14 Years**

(21) **Appl. No.:** **29/192,542**

(22) **Filed:** **Oct. 23, 2003**

(51) **LOC (7) Cl.** **07-07**

(52) **U.S. Cl.** **D32/37**

(58) **Field of Search** D32/37; D34/1,
D34/7, 11; 220/253, 351, 367.1, 525, 780,
796, 908-909, 913; 232/1 B

(56) **References Cited**

U.S. PATENT DOCUMENTS

- 2,069,499 A * 2/1937 Martin et al. 177/238
- D129,848 S * 10/1941 Panzer D32/37
- 3,307,902 A * 3/1967 Nardi

- 4,697,771 A * 10/1987 Majors D34/7 X
- D384,455 S * 9/1997 O'Neil et al. D32/37
- D469,229 S * 1/2003 Melkert D32/37
- D483,167 S * 12/2003 Lin D34/7

* cited by examiner

Primary Examiner—Alan P. Douglas

Assistant Examiner—Lavone D. Tabor

(74) *Attorney, Agent, or Firm*—Abelman, Frayne & Schwab

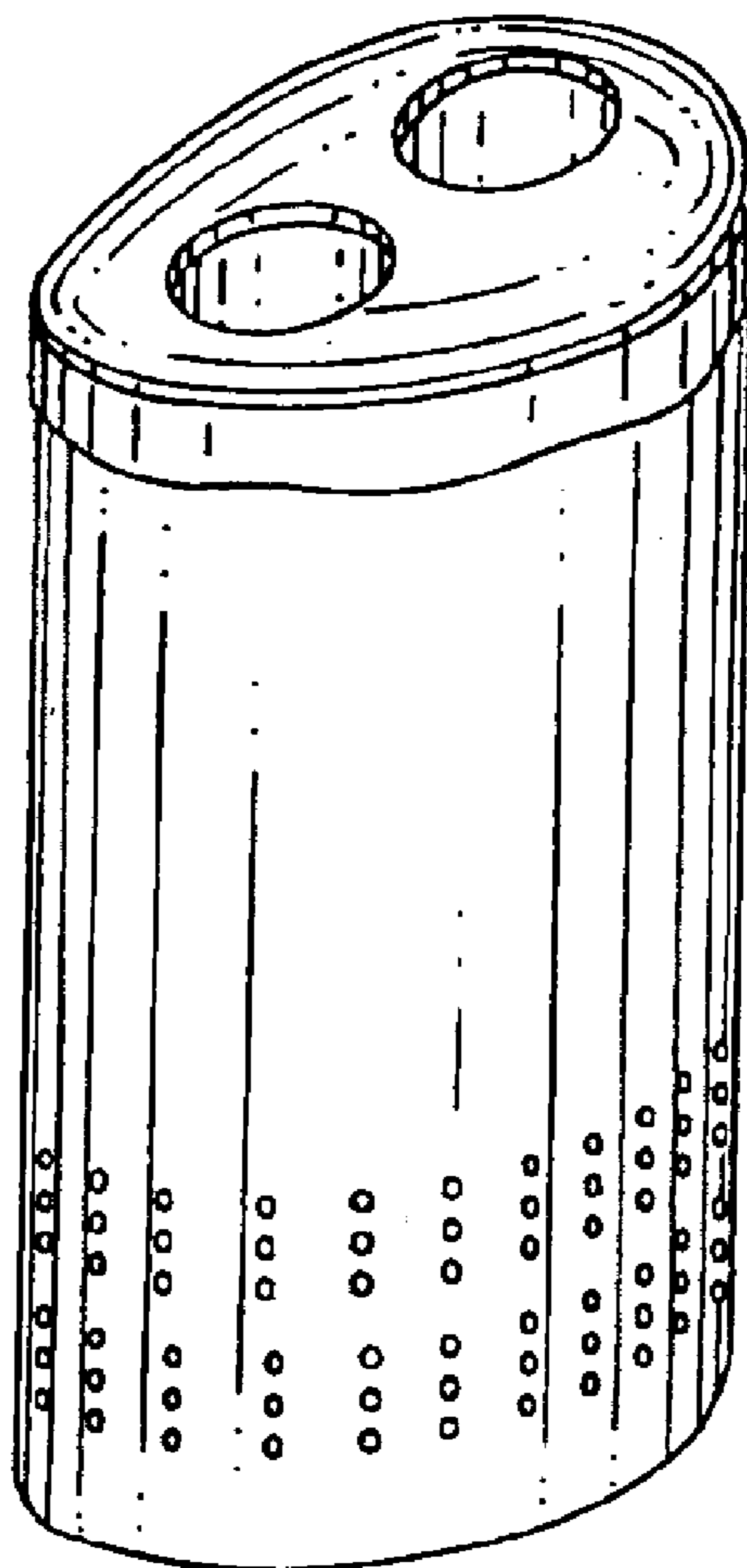
(57) **CLAIM**

The ornamental design for a laundry bin, as shown.

DESCRIPTION

FIG. 1 shows a top left side perspective view of a laundry bin showing my new design;
 FIG. 2 shows a top plan view thereof;
 FIG. 3 shows a front elevational view thereof; and,
 FIG. 4 shows a left elevational view thereof, with the right elevational view being a mirror image of the left elevational view of FIG. 4.

1 Claim, 1 Drawing Sheet



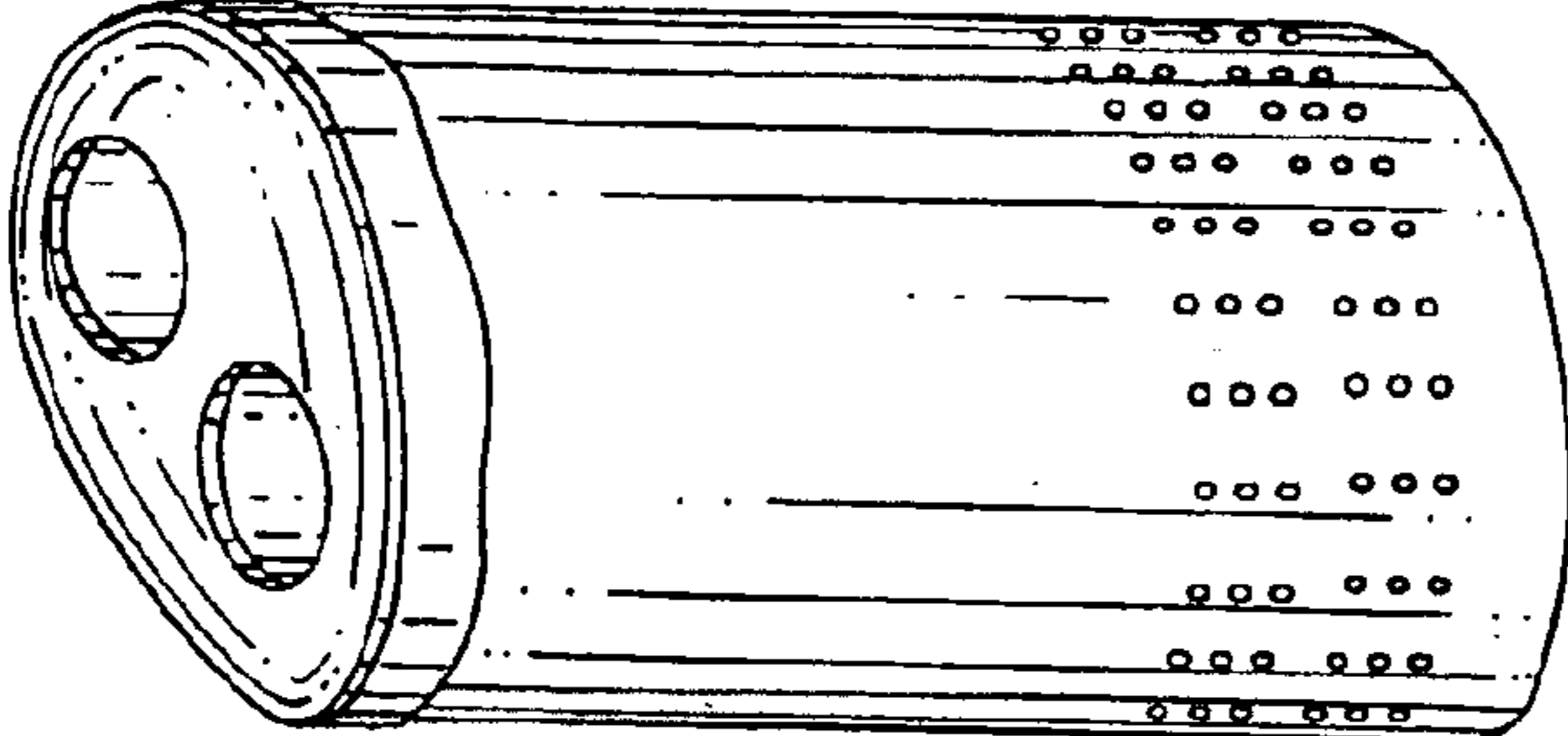


FIG. 1

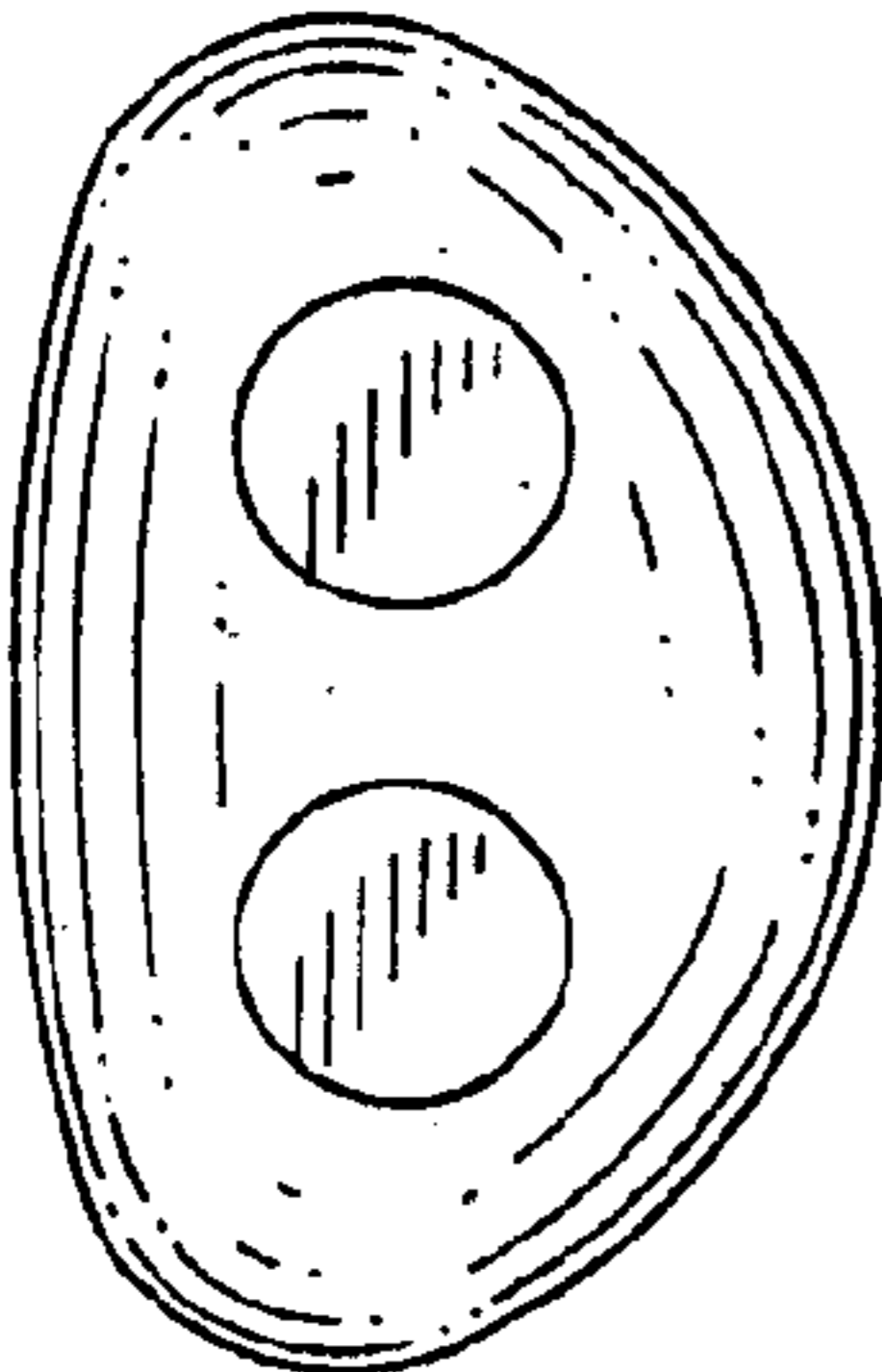


FIG. 2

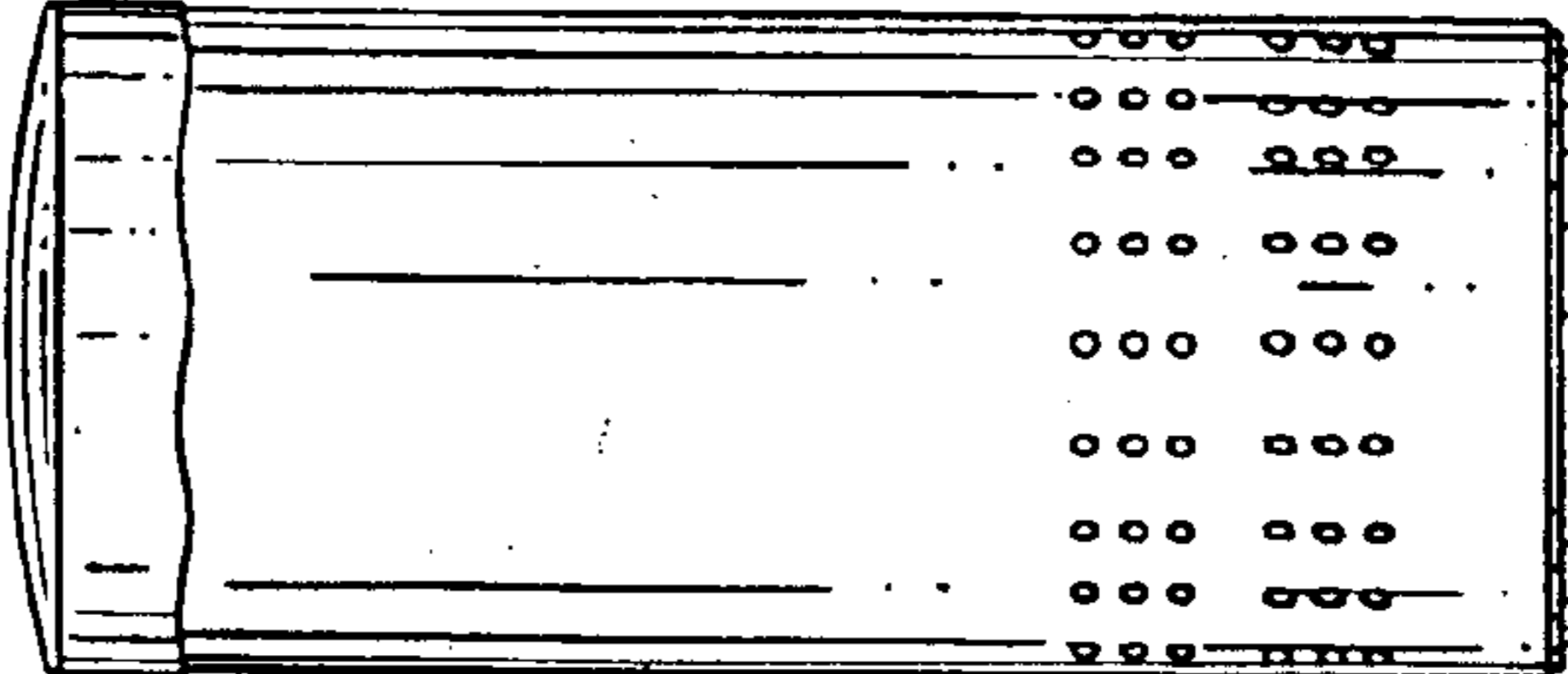


FIG. 4




FIG. 3