

US00D501966S

(12) **United States Design Patent**
Hwang

(10) **Patent No.:** **US D501,966 S**
(45) **Date of Patent:** **** Feb. 15, 2005**

- (54) **DOOR FOR A LAUNDRY DRYER**
- (75) Inventor: **Sung Gi Hwang**, Changwon-si (KR)
- (73) Assignee: **LG Electronics Inc.**, Seoul (KR)
- (**) Term: **14 Years**
- (21) Appl. No.: **29/181,959**
- (22) Filed: **May 19, 2003**
- (30) **Foreign Application Priority Data**
Feb. 27, 2003 (KR) 30-2003-0005234
- (51) **LOC (7) Cl.** **15-05**
- (52) **U.S. Cl.** **D32/25**
- (58) **Field of Search** D32/1, 5-10, 25,
D32/58; 38/1 A; 34/523, 58, 108, 130-132,
595-597, 603, 417, 499, 534, 600; 312/31;
68/3 R, 4, 5 R, 12.01, 12.08, 212

- D195,585 S * 7/1963 Horvath D32/5
- 3,508,340 A * 4/1970 Kombol D32/8
- D271,815 S * 12/1983 Oosawa et al. D32/6
- D301,782 S * 6/1989 Bover D32/6
- D465,622 S * 11/2002 Wang et al. D32/6

* cited by examiner

Primary Examiner—Robert A. Delehanty
(74) *Attorney, Agent, or Firm*—Birch, Stewart, Kolasch & Birch, LLP

(57) **CLAIM**

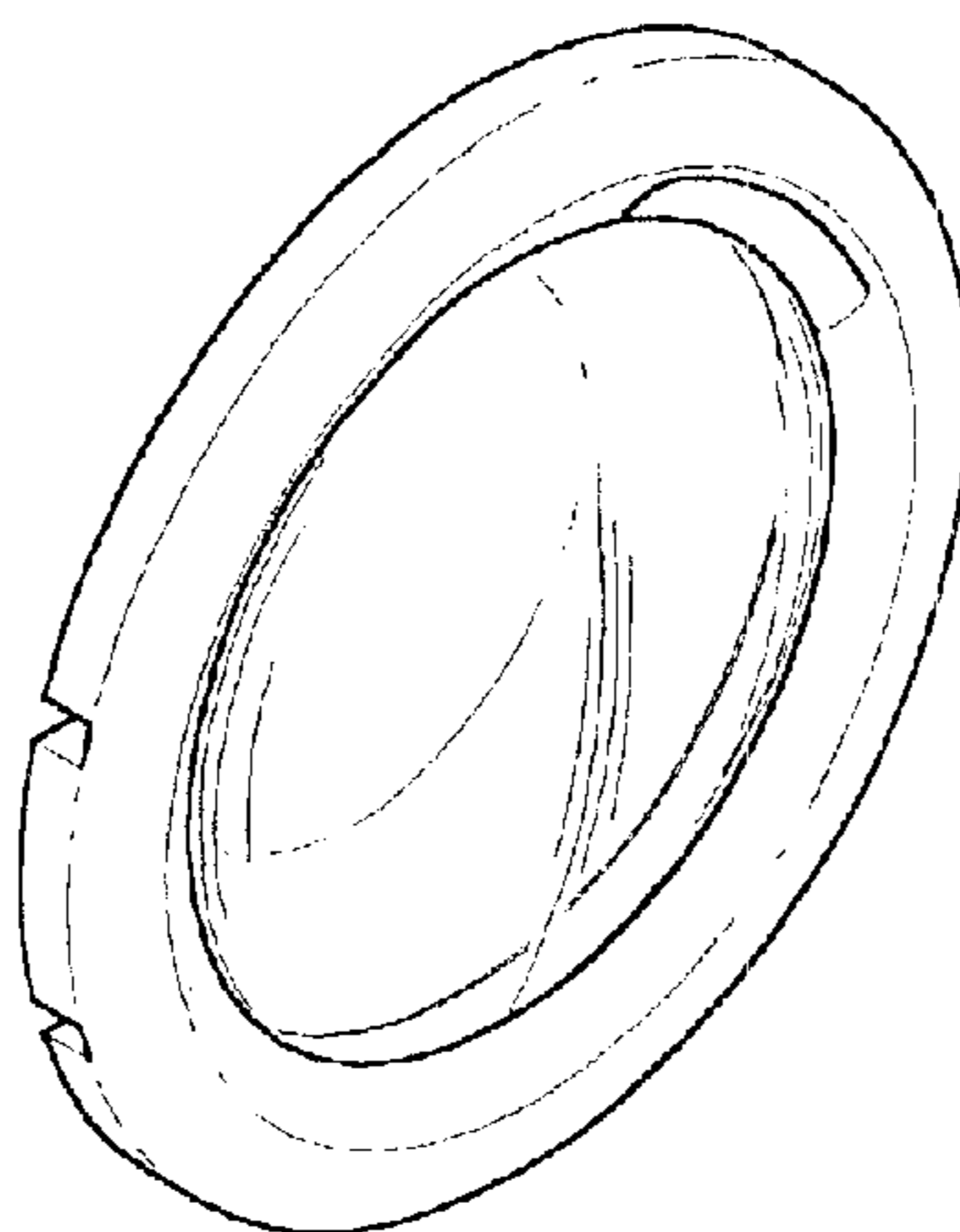
The ornamental design for a door for a laundry dryer, as shown.

DESCRIPTION

FIG. 1 is a front perspective view of the door for a laundry dryer showing my new design;
FIG. 2 is a front view thereof;
FIG. 3 is a rear view thereof;
FIG. 4 is a left side view thereof;
FIG. 5 is a right side view thereof;
FIG. 6 is a top view thereof; and,
FIG. 7 is a bottom view thereof.

- (56) **References Cited**
U.S. PATENT DOCUMENTS
2,416,405 A * 2/1947 Purpura D32/8
D178,004 S * 6/1956 Nadherny D32/6

1 Claim, 3 Drawing Sheets



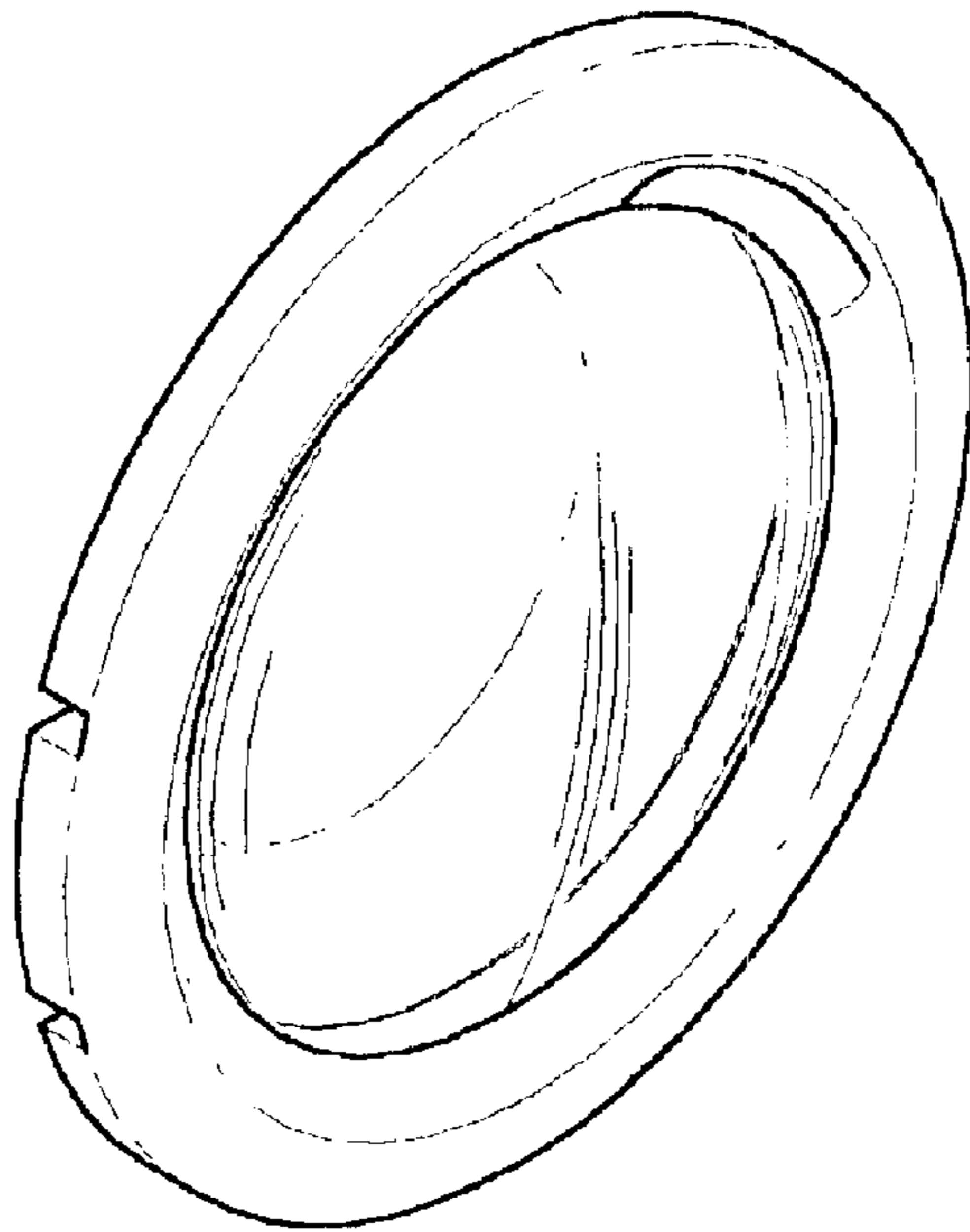


FIG. 1

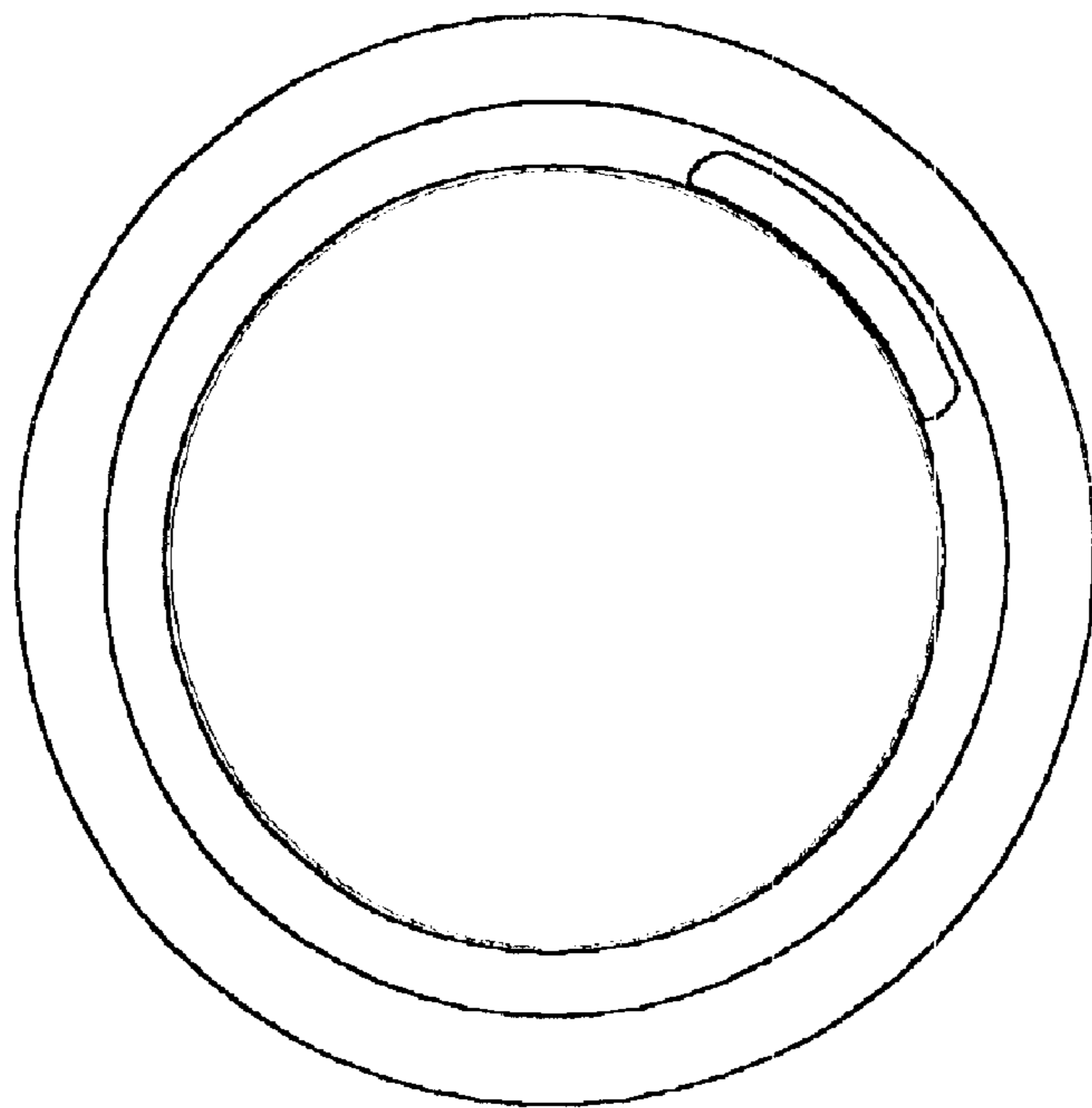


FIG. 2

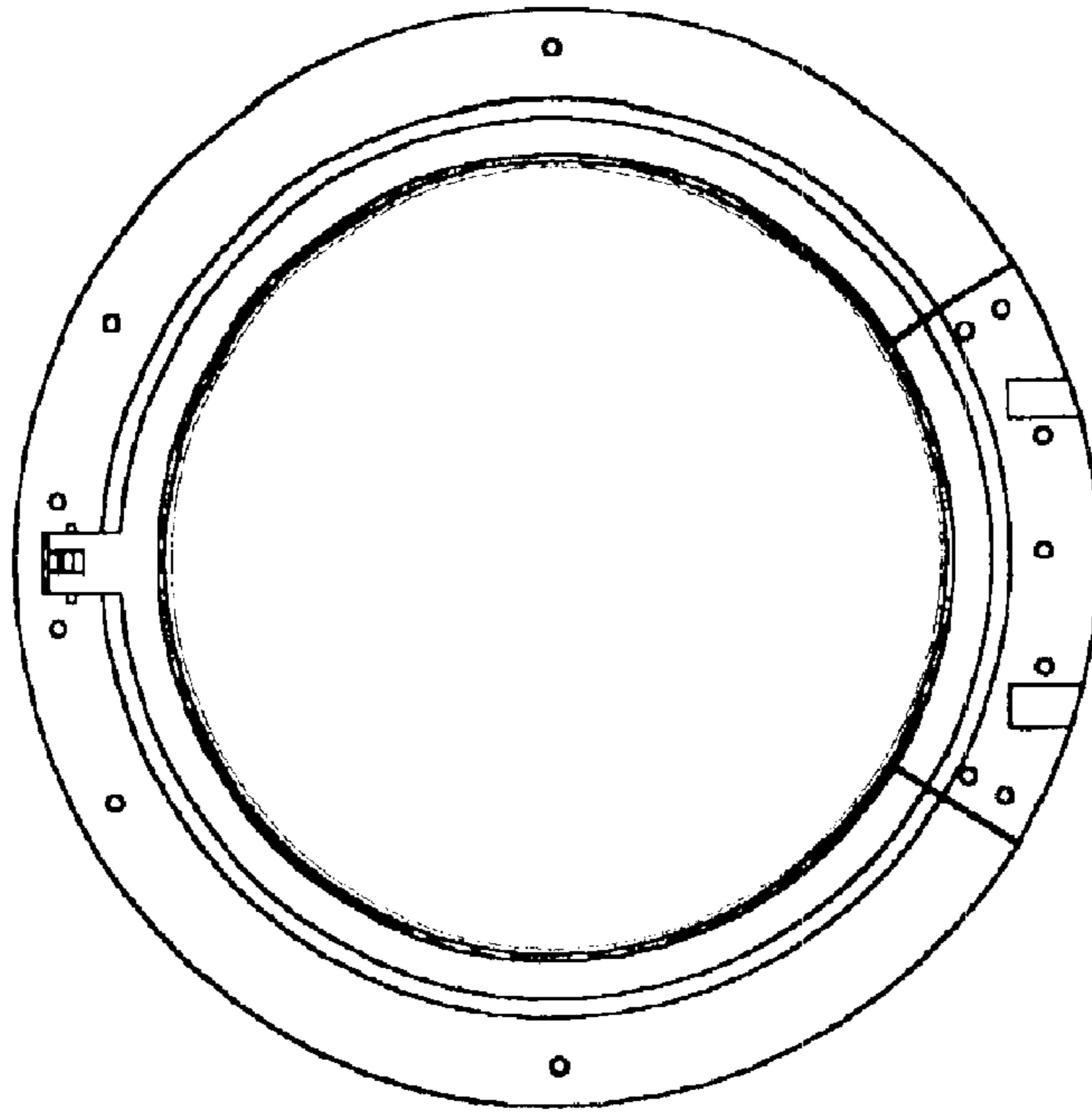


FIG. 3

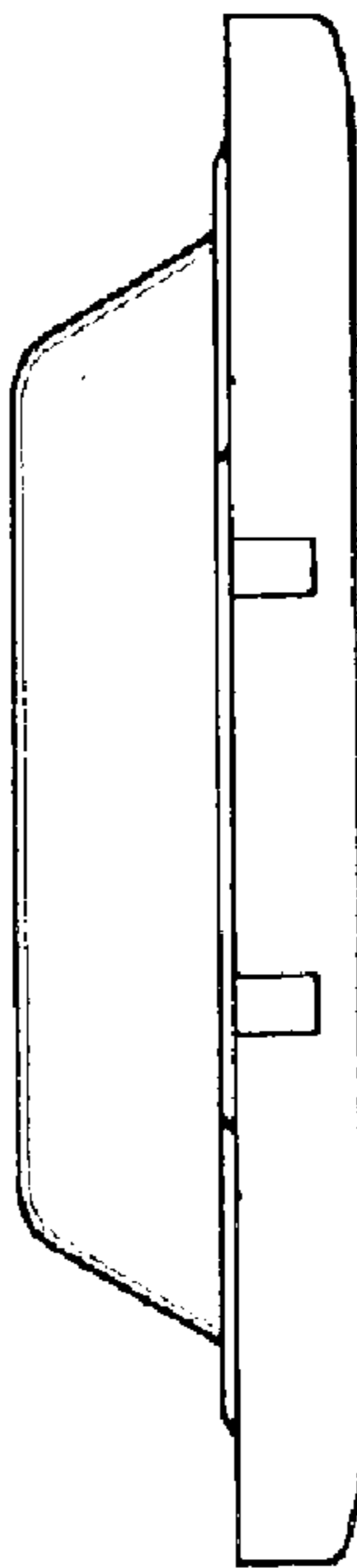


FIG. 4

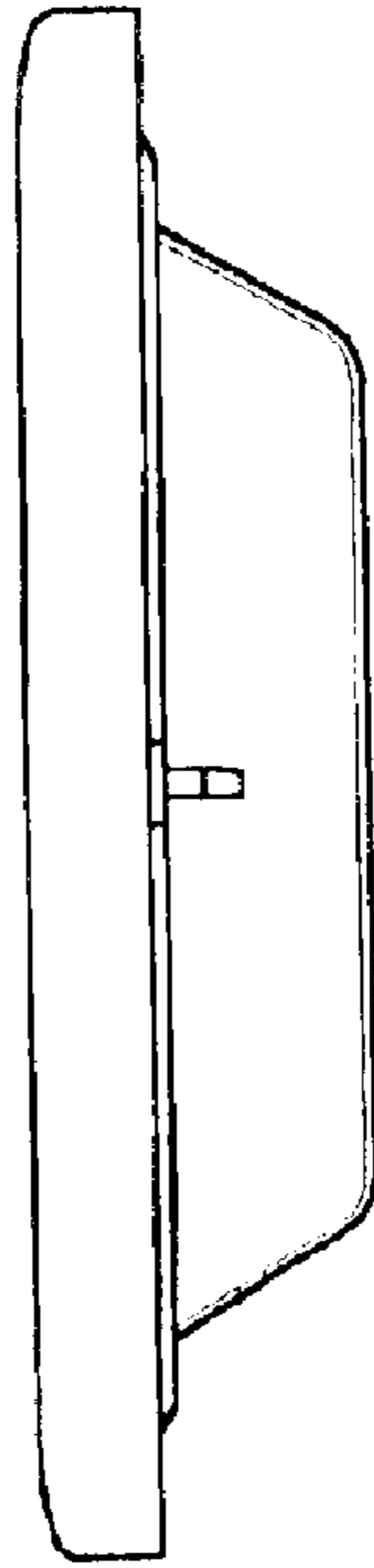


FIG. 5




FIG. 6




FIG. 7